



SC Annual School Report Card Summary

Richard H Gettys Middle
Pickens

Grades: 6-8

Enrollment: 1,315

Principal: Michael S. Cory

Superintendent: Lee D'Andrea, Ph.D.

Board Chair: Dr. B. J. Skelton

PERFORMANCE

Comprehensive detail, including definitions of ratings, performance criteria, and explanations of status, is available on www.ed.sc.gov and www.eoc.sc.gov as well as school and school district websites. Printed versions are available from school districts upon request.

YEAR	ABSOLUTE RATING	GROWTH RATING	PALMETTO GOLD/SILVER AWARD	AYP STATUS	NCLB IMPROVEMENT STATUS
2008	Average	Below Average	TBD	Not Met	N/A
2007	Average	At-Risk	N/A	Not Met	N/A
2006	Below Average	At-Risk	N/A	Not Met	N/A

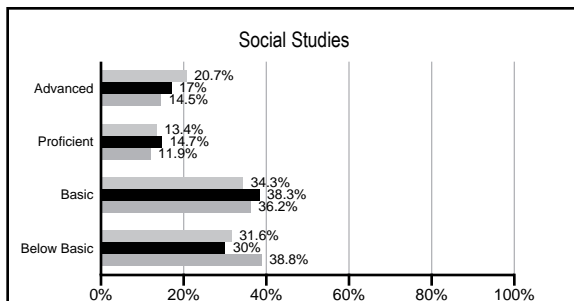
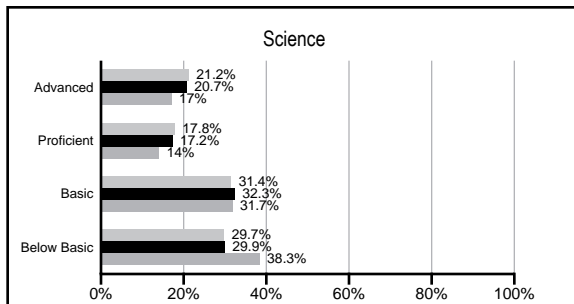
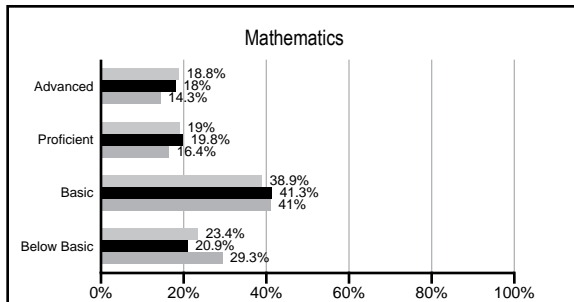
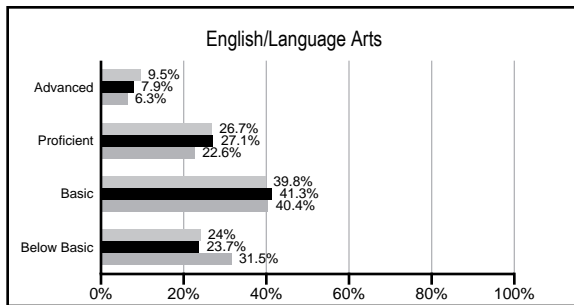
ABSOLUTE RATINGS OF MIDDLE SCHOOLS WITH STUDENTS LIKE OURS*

EXCELLENT	GOOD	AVERAGE	BELOW AVERAGE	AT-RISK
0	2	27	13	1

* Ratings are calculated with data available by 03/02/2009. Schools with Students like Ours are Middle Schools with poverty indices of no more than 5% above or below the index for this school.



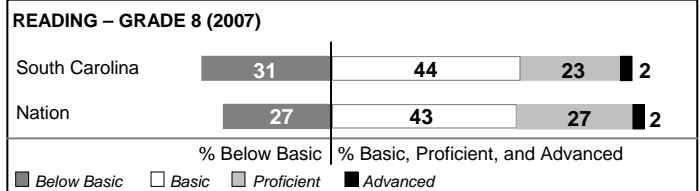
PACT PERFORMANCE

Our School Middle Schools with Students Like Ours Middle schools statewide



NAEP PERFORMANCE*

* Performance reported for SC and nation, data not available at school level. Percentages at NAEP Achievement Levels.



END OF COURSE TESTS - 2008

% of students scoring 70 or above on:	Our Middle School	Middle Schools with Students Like Ours
Algebra 1/Math for the Technologies 2	100.0%	98.4%
English 1	98.8%	97.2%
Physical Science	0%	52.4%
All Subjects	99.4%	97.7%

SC PERFORMANCE GOAL

2010 Goal:

By 2010, SC's student achievement will be ranked in the top half of the states nationally. To achieve this goal, we must become one of the fastest improving systems in the country.

2020 Goal: TBD

Abbreviations Key

N/A Not Applicable N/AV Not Available N/C Not Collected N/R Not Reported I/S Insufficient Sample TBD To be determined
NI Newly Identified CSI Continuing School Improvement CA Corrective Action RP Plan to Restructure R Restructure DELAY School Improvement Status HOLD School Improvement Status

Richard H Gettys Middle [Pickens]

SCHOOL PROFILE

	Our School	Change from Last Year	Middle Schools with Students Like Ours	Median Middle School
Students (n=1,315)				
Students enrolled in high school credit courses (grades 7 & 8)	31.9%	Down from 71.2%	28.4%	19.4%
Retention rate	2.4%	Down from 4.2%	1.6%	1.8%
Attendance rate	95.5%	Up from 95.3%	95.7%	95.8%
Eligible for gifted and talented	21.8%	Down from 22.8%	18.9%	15.3%
With disabilities other than speech	11.7%	Up from 11.5%	13.1%	12.9%
Out-of-school suspensions or expulsions for violent &/or criminal offenses	0.3%	Down from 0.6%	0.8%	0.7%
Annual dropout rate	0.1%	No Change	0.0%	0.0%
Teachers (n=89)				
Teachers with advanced degrees	66.3%	Down from 67.1%	57.6%	55.0%
Continuing contract teachers	76.4%	Down from 78.8%	75.3%	70.6%
Teachers with emergency or provisional certificates	4.0%	Up from 1.3%	4.7%	5.4%
Teachers returning from previous year	85.4%	Down from 85.6%	87.0%	83.4%
Teacher attendance rate	95.2%	Down from 96.2%	95.1%	94.9%
Average teacher salary	\$46,339	Up 2.7%	\$45,370	\$44,706
Classes not taught by highly qualified teachers	2.4%	Down from 4.3%	0.5%	2.9%
School				
Principal's years at school	2.0	Up from 1.0	3.0	3.0
Student-teacher ratio in core subjects	26.1 to 1	Up from 24.0 to 1	22.5 to 1	20.1 to 1
Prime instructional time	89.8%	Down from 90.6%	89.1%	89.3%
Opportunities in the arts	Good	No Change	Good	Good
SACS accreditation	Yes	No Change	Yes	Yes
Character development program	Excellent	No Change	Good	Good
Dollars spent per pupil*	\$6,613	Up 4.9%	\$6,560	\$7,097
Percent of expenditures for instruction*	63.4%	Down from 63.5%	64.4%	64.4%
Percent of expenditures for teacher salaries*	57.7%	Down from 58.8%	60.2%	59.4%
% of AYP objectives met	75.9%		71.4%	69.0%

* Prior year audited financial data available.

EVALUATION RESULTS

	Teachers	Students*	Parents*
Number of surveys returned	71	354	166
Percent satisfied with learning environment	78.9%	59.3%	67.1%
Percent satisfied with social and physical environment	77.5%	61.0%	56.4%
Percent satisfied with school-home relations	87.0%	76.6%	70.7%

*Only students at the highest middle school grade level at this school and their parents were included.

REPORT OF PRINCIPAL AND SCHOOL IMPROVEMENT COUNCIL

Gettys Middle School students, staff, administration, and community are "Making Gettys Great." The 2007-08 school year has been a very successful year at Gettys Middle School. We have set high expectations for our students' learning and wellness. During 2007-08, Gettys Middle School was named the first national Men's Health Magazine Fit School. This initiative emphasized our commitment to student wellness with a focus on physical fitness and living a healthy active lifestyle. Gettys Middle School was also the only middle school awarded to the South Carolina All-Health Team for our new "Reading and Riding" program that allows students to read library books while riding stationary bicycles.

Academically, our students have achieved award winning excellence. A record number of students received Presidential Academic Excellence Awards from President Bush as well as dedicated participation in our National Junior Honor Society and BETA Clubs. Our students completed MAPS testing to chart their individual growth in math and English and numerous students have shown outstanding gains. As a school, a significant accomplishment was exceeding national MAP growth targets in reading at all three grade levels, with our focus on several literacy elements: dedicated time for silent sustained reading, online book casts, graphic novel implementation, and integrative writing projects. In social studies, we celebrated a 7th grade student winning the South Carolina Geography Bee and being named the best in our state among public, private, and home schooled children. We began the first middle school National History Club in South Carolina and brought history to life with our Greek Pottery Night. In Science, we began our first team-based academic competitions with Lego Robotics and Science Olympiad participation. We had another award winning year at the Science Fair with several students receiving awards. In Math, our staff continued to align their instruction by developing a rigorous curriculum of Advanced Math across all grade levels. Academic courses were also supported by the implementation of a new TEAMS Lab, Technology Enhancing the Academics of Math and Science, which is the first exploratory class of its kind in the School District of Pickens County and the Upstate.

All grade levels began a focus on student incentives to recognize academic excellence. Character education has also been highlighted as hundreds of students received "Gettys Greatness" recognition. Our school supported the community through numerous activities and was recognized as top fundraisers for March of Dimes, United Christian Ministries and Pennies to Prevent Child Abuse charitable organizations. Athletically, all of our teams had successful seasons in athletic competition as well as in our classrooms. Also, numerous students received awards in the Fine Arts and exploratory areas.

We are extremely grateful to our community and PTCO parent organization for a very successful year. We encourage your input and participation in your child's education and school activities. Working together, we can continue to "Make Gettys Great!"

Thank you

Comprehensive detail, including definitions of rating, performance criteria, and explanations of status, is available on www.ed.sc.gov and www.eoc.sc.gov as well as school and school district websites.

Printed versions are available from school districts upon request.

Abbreviations Key

N/A Not Applicable N/AV Not Available N/C Not Collected N/R Not Reported I/S Insufficient Sample TBD To be determined
 NI Newly Identified CSI Continuing School Improvement CA Corrective Action RP Plan to Restructure R Restructure DELAY School Improvement Status HOLD School Improvement Status