



# SC Annual School Report Card Summary

Dacusville Middle  
Pickens

Grades: 6-8

Enrollment: 377

Principal: Ellen Smith

Superintendent: Lee D'Andrea, Ph.D.

Board Chair: Dr. B. J. Skelton

## PERFORMANCE

Comprehensive detail, including definitions of ratings, performance criteria, and explanations of status, is available on [www.ed.sc.gov](http://www.ed.sc.gov) and [www.eoc.sc.gov](http://www.eoc.sc.gov) as well as school and school district websites. Printed versions are available from school districts upon request.

YEAR	ABSOLUTE RATING	GROWTH RATING	PALMETTO GOLD/SILVER AWARD	AYP STATUS	NCLB IMPROVEMENT STATUS
2008	Average	Below Average	TBD	Not Met	N/A
2007	Average	Below Average	N/A	Not Met	N/A
2006	Average	Below Average	Silver	Met	N/A

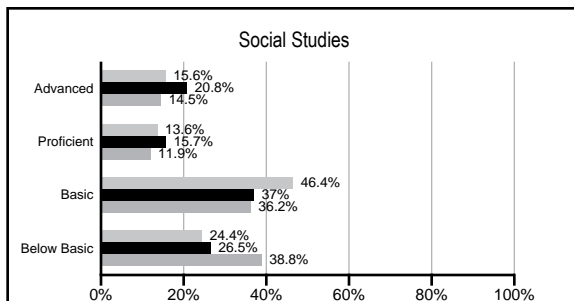
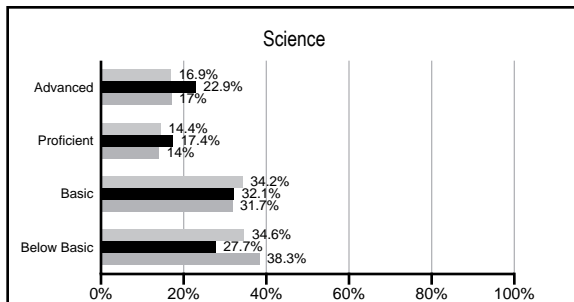
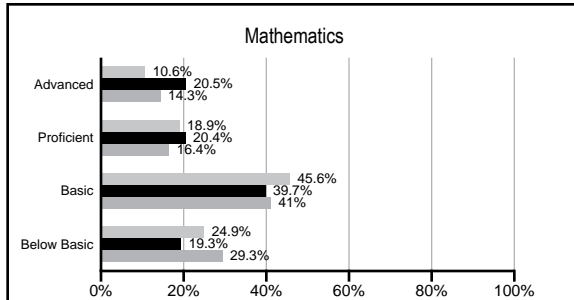
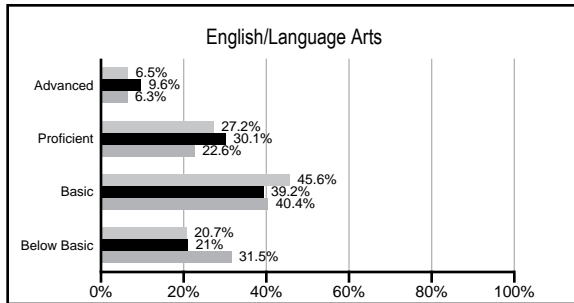
## ABSOLUTE RATINGS OF MIDDLE SCHOOLS WITH STUDENTS LIKE OURS\*

EXCELLENT	GOOD	AVERAGE	BELOW AVERAGE	AT-RISK
0	5	33	6	1

\* Ratings are calculated with data available by 03/02/2009. Schools with Students like Ours are Middle Schools with poverty indices of no more than 5% above or below the index for this school.

## PACT PERFORMANCE


Our School Middle Schools with Students Like Ours Middle schools statewide




## NAEP PERFORMANCE\*

\* Performance reported for SC and nation, data not available at school level. Percentages at NAEP Achievement Levels.


### READING - GRADE 8 (2007)



### MATH - GRADE 8 (2007)



### SCIENCE - GRADE 8 (2005)



## END OF COURSE TESTS - 2008

% of students scoring 70 or above on:	Our Middle School	Middle Schools with Students Like Ours
Algebra 1/Math for the Technologies 2	100.0%	98.4%
English 1	100.0%	94.5%
Physical Science	0%	28.0%
All Subjects	100.0%	97.8%

## SC PERFORMANCE GOAL

2010 Goal:

*By 2010, SC's student achievement will be ranked in the top half of the states nationally. To achieve this goal, we must become one of the fastest improving systems in the country.*

2020 Goal: TBD

### Abbreviations Key

N/A Not Applicable N/AV Not Available N/C Not Collected N/R Not Reported I/S Insufficient Sample TBD To be determined  
NI Newly Identified CSI Continuing School Improvement CA Corrective Action RP Plan to Restructure R Restructure DELAY School Improvement Status HOLD School Improvement Status

# Dacusville Middle [Pickens]

## SCHOOL PROFILE

	Our School	Change from Last Year	Middle Schools with Students Like Ours	Median Middle School
<b>Students (n=377)</b>				
Students enrolled in high school credit courses (grades 7 & 8)	27.5%	Up from 14.9%	27.3%	19.4%
Retention rate	2.9%	Up from 1.8%	1.9%	1.8%
Attendance rate	95.3%	Down from 95.4%	96.0%	95.8%
Eligible for gifted and talented	16.2%	Down from 19.4%	20.8%	15.3%
With disabilities other than speech	9.7%	Down from 11.3%	11.4%	12.9%
Out-of-school suspensions or expulsions for violent &/or criminal offenses	1.6%	Up from 0.3%	0.9%	0.7%
Annual dropout rate	0.0%	No Change	0.0%	0.0%
<b>Teachers (n=25)</b>				
Teachers with advanced degrees	56.0%	Down from 63.6%	56.8%	55.0%
Continuing contract teachers	88.0%	Down from 95.5%	74.4%	70.6%
Teachers with emergency or provisional certificates	4.3%	Up from 0.0%	4.0%	5.4%
Teachers returning from previous year	89.7%	Down from 89.8%	86.3%	83.4%
Teacher attendance rate	93.7%	Down from 94.7%	95.0%	94.9%
Average teacher salary	\$44,589	Up 1.4%	\$45,112	\$44,706
Classes not taught by highly qualified teachers	0.0%	No Change	2.0%	2.9%
<b>School</b>				
Principal's years at school	8.0	Up from 7.0	3.0	3.0
Student-teacher ratio in core subjects	25.2 to 1	Up from 24.3 to 1	22.4 to 1	20.1 to 1
Prime instructional time	88.2%	Down from 88.8%	89.9%	89.3%
Opportunities in the arts	Good	No Change	Good	Good
SACS accreditation	Yes	No Change	Yes	Yes
Character development program	Good	No Change	Good	Good
Dollars spent per pupil*	\$7,433	Up 10.0%	\$6,444	\$7,097
Percent of expenditures for instruction*	53.5%	Down from 54.0%	66.2%	64.4%
Percent of expenditures for teacher salaries*	49.0%	Down from 51.3%	60.8%	59.4%
% of AYP objectives met	84.6%		72.4%	69.0%

\* Prior year audited financial data available.

## EVALUATION RESULTS

	Teachers	Students*	Parents*
Number of surveys returned	19	107	69
Percent satisfied with learning environment	94.7%	92.5%	85.3%
Percent satisfied with social and physical environment	100.0%	94.2%	82.6%
Percent satisfied with school-home relations	100.0%	88.5%	72.1%

\*Only students at the highest middle school grade level at this school and their parents were included.

## REPORT OF PRINCIPAL AND SCHOOL IMPROVEMENT COUNCIL

Dacusville Middle School serves a rural community located in the northeastern corner of Pickens County. We have a dedicated faculty and staff who are committed to providing a quality education. We provide a student-centered, nurturing environment in which all students may experience success. Our students attend a state-of-art facility located on a 113-acre campus. The air conditioned, handicapped-accessible school has 2 computer labs, 1 mobile computer lab, 3 science labs with Science Cows (Computer on Wheels), 1 gym, a 200 seat cafeteria, media center with 6,872 volumes, and 24 permanent classrooms, each with Promethean Boards. The campus also includes a walking trail, butterfly garden, fish pond, and bird sanctuary.

At Dacusville Middle School we are continuing to plan strategies to improve student performance. Several strategies include: remediation, staff development emphasizing instruction, curriculum coaching, and grade level incentive programs.

Dacusville Middle offers many special programs for our students including: Band, Chorus, Strings, Home Arts, Physical Education, Keyboarding, Agricultural Education, Careers, Gifted and Talented, Special Education, Alternative Education, Guidance and Counseling Services, on-site health services, educational field trips, and athletic teams including volleyball, basketball, baseball, and cheerleading. Activities at DMS include: Science Fair, Spelling Bee, Student Council, Teens Influencing Peers Club, Red Ribbon Week, Accelerated Reader, Career Fair, Pageant, Dances, Concerts, Habitat Project, and Service Learning Projects. We offer Algebra I, English I, Spanish I, and Keyboarding for high school credit.

Our school makes efforts to involve the community in a variety of programs including: The Habitat Project, school-business partners, volunteer training, fundraising activities, newsletter, Open House, Back to School Orientation, Parent Night, Parent Orientation, Rising 6th Grade Parent night, Walk for Education, Community Service Projects, PTO, and School Improvement Council.

Among our accomplishments in recent school years are the following:

- Palmetto Gold and Silver Award winner.
- Red Carpet School.
- Teen Talk School of the Year.
- Palmetto Pride Award.
- 1 National Board Certified Teacher.
- Awarding of Habitat Grant, Champions of the Environment Grant.
- Continued accreditation by Southern Association of Colleges and Schools.
- Junior Scholars and Duke TIP Scholars.
- Regional Science Fair: Gold and Silver Medals.
- All Region Band and Orchestra.
- Excellent Rating for Band at State Concert Festival.

Lourie Hooper—School Improvement Council Chairperson, Ellen Smith – Principal

Comprehensive detail, including definitions of rating, performance criteria, and explanations of status, is available on [www.ed.sc.gov](http://www.ed.sc.gov) and [www.eoc.sc.gov](http://www.eoc.sc.gov) as well as school and school district websites.

Printed versions are available from school districts upon request.

### Abbreviations Key

N/A Not Applicable N/AV Not Available N/C Not Collected N/R Not Reported I/S Insufficient Sample TBD To be determined

NI Newly Identified CSI Continuing School Improvement CA Corrective Action RP Plan to Restructure R Restructure DELAY School Improvement Status HOLD School Improvement Status