



# SC Annual School Report Card Summary

North High  
 Orangeburg 5  
 Grades: 6-12 Enrollment: 321  
 Principal: Alvin D. Pressley  
 Superintendent: Mr. Melvin Smoak  
 Board Chair: Dr. Kalu Kalu

## PERFORMANCE

Comprehensive detail, including definitions of ratings, performance criteria, and explanations of status, is available on [www.ed.sc.gov](http://www.ed.sc.gov) and [www.eoc.sc.gov](http://www.eoc.sc.gov) as well as school and school district websites. Printed versions are available from school districts upon request.

| YEAR | ABSOLUTE RATING | GROWTH RATING | PALMETTO GOLD/SILVER AWARD | AYP STATUS | NCLB IMPROVEMENT STATUS |
|------|-----------------|---------------|----------------------------|------------|-------------------------|
| 2008 | Below Average   | Good          | TBD                        | Met        | N/A                     |
| 2007 | At-Risk         | At-Risk       | N/A                        | Not Met    | N/A                     |
| 2006 | Below Average   | Below Average | Gold                       | Not Met    | N/A                     |

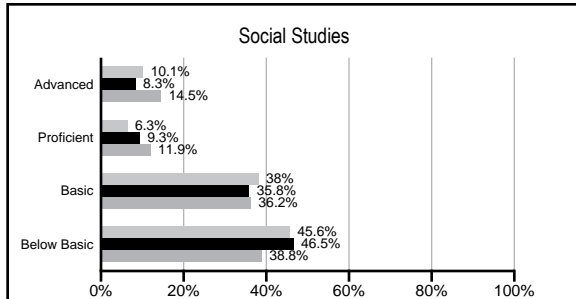
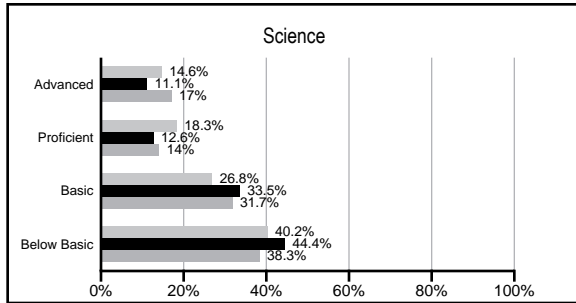
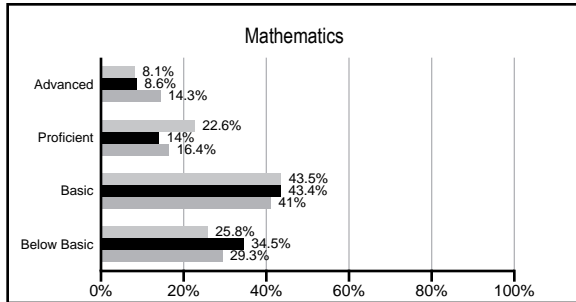
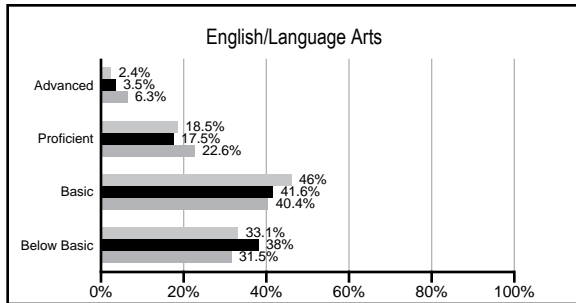
## ABSOLUTE RATINGS OF MIDDLE SCHOOLS WITH STUDENTS LIKE OURS\*

| EXCELLENT | GOOD | AVERAGE | BELOW AVERAGE | AT-RISK |
|-----------|------|---------|---------------|---------|
| 0         | 0    | 1       | 19            | 22      |

\* Ratings are calculated with data available by 03/02/2009. Schools with Students like Ours are Middle Schools with poverty indices of no more than 5% above or below the index for this school.

## PACT PERFORMANCE


Our School Middle Schools with Students Like Ours Middle schools statewide



## NAEP PERFORMANCE\*

\* Performance reported for SC and nation, data not available at school level. Percentages at NAEP Achievement Levels.


### READING - GRADE 8 (2007)



### MATH - GRADE 8 (2007)



### SCIENCE - GRADE 8 (2005)



## END OF COURSE TESTS - 2008

| % of students scoring 70 or above on: | Our Middle School | Middle Schools with Students Like Ours |
|---------------------------------------|-------------------|--|
| Algebra 1/Math for the Technologies 2 | 100.0%            | 94.0%                                  |
| English 1                             | 100.0%            | 94.2%                                  |
| Physical Science                      | 0%                | 0%                                     |
| All Subjects                          | 100.0%            | 92.4%                                  |

## SC PERFORMANCE GOAL

2010 Goal:

*By 2010, SC's student achievement will be ranked in the top half of the states nationally. To achieve this goal, we must become one of the fastest improving systems in the country.*

2020 Goal: TBD

### Abbreviations Key

N/A Not Applicable N/AV Not Available N/C Not Collected N/R Not Reported I/S Insufficient Sample TBD To be determined  
 NI Newly Identified CSI Continuing School Improvement CA Corrective Action RP Plan to Restructure R Restructure DELAY School Improvement Status HOLD School Improvement Status

# North High [Orangeburg 5]

## SCHOOL PROFILE

|  | Our School | Change from Last Year | Middle Schools with Students Like Ours | Median Middle School |
|--|------------|-----------------------|--|----------------------|
| <b>Students (n=321)</b>  |            |                       |  |                      |
| Students enrolled in high school credit courses (grades 7 & 8)             | 9.5%       | Up from 0.0%          | 13.9%                                  | 19.4%                |
| Retention rate   | 3.9%       | Down from 4.1%        | 3.1%                                   | 1.8%                 |
| Attendance rate  | 92.8%      | Down from 93.7%       | 95.3%                                  | 95.8%                |
| Eligible for gifted and talented   | 5.6%       | Up from 1.5%          | 10.8%                                  | 15.3%                |
| With disabilities other than speech  | 18.8%      | Down from 20.1%       | 13.9%                                  | 12.9%                |
| Out-of-school suspensions or expulsions for violent &/or criminal offenses | 1.6%       | Down from 16.2%       | 0.8%                                   | 0.7%                 |
| Annual dropout rate  | 1.0%       | Up from 0.0%          | 0.0%                                   | 0.0%                 |
| <b>Teachers (n=31)</b>   |            |                       |  |                      |
| Teachers with advanced degrees   | 48.4%      | Up from 43.8%         | 53.6%                                  | 55.0%                |
| Continuing contract teachers   | 61.3%      | Down from 68.8%       | 61.3%                                  | 70.6%                |
| Teachers with emergency or provisional certificates                        | 12.0%      | Up from 7.7%          | 11.4%                                  | 5.4%                 |
| Teachers returning from previous year                                      | 81.3%      | Up from 74.1%         | 78.4%                                  | 83.4%                |
| Teacher attendance rate  | 96.8%      | Down from 97.2%       | 94.9%                                  | 94.9%                |
| Average teacher salary   | \$45,626   | Up 1.8%               | \$44,651                               | \$44,706             |
| Classes not taught by highly qualified teachers                            | 6.4%       | Down from 13.1%       | 3.0%                                   | 2.9%                 |
| <b>School</b>  |            |                       |  |                      |
| Principal's years at school  | 1.0        | Down from 6.0         | 2.0                                    | 3.0                  |
| Student-teacher ratio in core subjects                                     | 18.9 to 1  | Down from 20.5 to 1   | 18.9 to 1                              | 20.1 to 1            |
| Prime instructional time   | 88.6%      | Down from 89.8%       | 88.6%                                  | 89.3%                |
| Opportunities in the arts  | Good       | No Change             | Good                                   | Good                 |
| SACS accreditation   | Yes        | No Change             | Yes                                    | Yes                  |
| Character development program  | Average    | Down from Excellent   | Good                                   | Good                 |
| Dollars spent per pupil*   | \$10,489   | Up 15.4%              | \$7,585                                | \$7,097              |
| Percent of expenditures for instruction*                                   | 59.0%      | Down from 61.0%       | 63.8%                                  | 64.4%                |
| Percent of expenditures for teacher salaries*                              | 41.2%      | Down from 55.5%       | 59.0%                                  | 59.4%                |
| % of AYP objectives met  | 100.0%     |                       | 58.6%                                  | 69.0%                |

\* Prior year audited financial data available.

## EVALUATION RESULTS

|  | Teachers | Students* | Parents* |
|--|----------|-----------|----------|
| Number of surveys returned                             | 34       | 34        | 19       |
| Percent satisfied with learning environment            | 91.2%    | 73.5%     | 68.4%    |
| Percent satisfied with social and physical environment | 91.2%    | 73.5%     | 68.4%    |
| Percent satisfied with school-home relations           | 44.1%    | 88.2%     | 61.1%    |

\*Only students at the highest middle school grade level at this school and their parents were included.

## REPORT OF PRINCIPAL AND SCHOOL IMPROVEMENT COUNCIL

North High School serves the North area of Orangeburg County as a 6 – 12 middle/high school with an enrollment of approximately 340 students. We have a student body that is very diverse in culture, with 65 percent African-American, 33 percent white, and 2 percent of Hispanic heritage. The faculty is comprised of dedicated educators who strive to provide all students with the best academic experience possible. The educators set and maintain the highest levels of expectations and provide the needed support to assist each student in achieving his or her highest level of academic success. We are committed and truly believe that every child can be successful.

Proper preparation for higher education and careers are goals of the school. The school encourages all students to prepare for post-secondary education. We also prepare students for vocational careers by providing instruction through partnership with Orangeburg Consolidated School District Five's Technology Center. In recent years, we have experienced significant increases on the Palmetto Achievement Challenge Test (PACT) in both English/Language arts and mathematics. We have been recognized for SAT improvement of more than 156 points. Additionally, we were the Palmetto Gold Award recipient in 2002, 2004, 2005, and Palmetto Silver Award recipient in 2003. We met Adequate Yearly Progress in 2005.

North Middle High School is a Making Middle Grades Work (MMGW) and High Schools That Work (HSTW) site. All teachers are trained in the utilization of "best practices" to increase the academic success of each student. Students participate in the Accelerated Reader Program, Accelerated Math Program, and Academy of Reading to increase literacy and numeracy achievement levels. We believe in utilizing the most appropriate teaching strategies and infusing technology into the curriculum to capture and inspire our students.

North Middle High School is a State Department of Education Red Carpet Award Winner and a Palmetto Gold Showcase School for our excellence in customer service and our outstanding test scores among children living at the poverty level. We have instituted a community mentoring program to assist at-risk youth with becoming successful in today's school setting. We are proud of all of our accomplishments we have achieved and will continue to work hard everyday to reach higher levels of success.

Alvin D. Pressley, Principal  
Thomas Pearson, School Improvement Chairperson

Comprehensive detail, including definitions of rating, performance criteria, and explanations of status, is available on [www.ed.sc.gov](http://www.ed.sc.gov) and [www.eoc.sc.gov](http://www.eoc.sc.gov) as well as school and school district websites.

Printed versions are available from school districts upon request.

### Abbreviations Key

N/A Not Applicable N/AV Not Available N/C Not Collected N/R Not Reported I/S Insufficient Sample TBD To be determined  
NI Newly Identified CSI Continuing School Improvement CA Corrective Action RP Plan to Restructure R Restructure DELAY School Improvement Status HOLD School Improvement Status