



SC Annual School Report Card Summary

William J Clark Middle
 Orangeburg 5
 Grades: 6-8 Enrollment: 704
 Principal: Lana E. Williams
 Superintendent: Mr. Melvin Smoak
 Board Chair: Dr. Kalu Kalu

PERFORMANCE

Comprehensive detail, including definitions of ratings, performance criteria, and explanations of status, is available on www.ed.sc.gov and www.eoc.sc.gov as well as school and school district websites. Printed versions are available from school districts upon request.

YEAR	ABSOLUTE RATING	GROWTH RATING	PALMETTO GOLD/SILVER AWARD	AYP STATUS	NCLB IMPROVEMENT STATUS
2008	At-Risk	Below Average	TBD	Not Met	N/A
2007	Below Average	At-Risk	N/A	Not Met	N/A
2006	Below Average	Below Average	N/A	Not Met	N/A

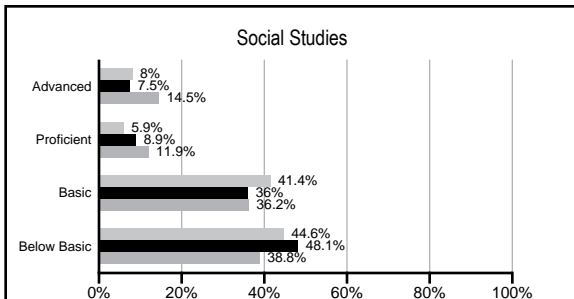
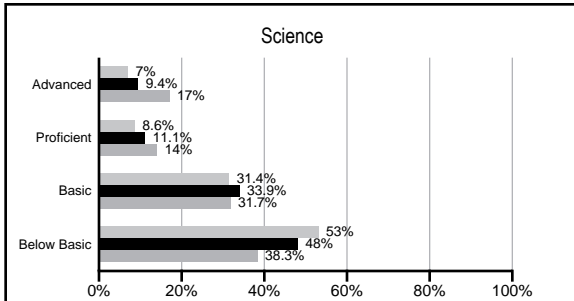
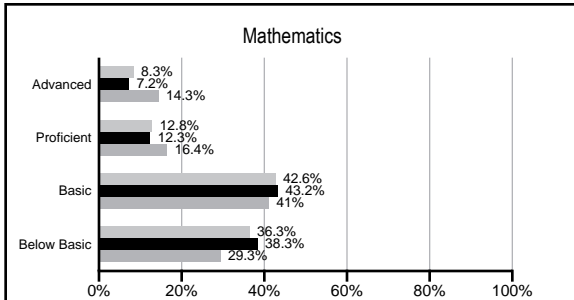
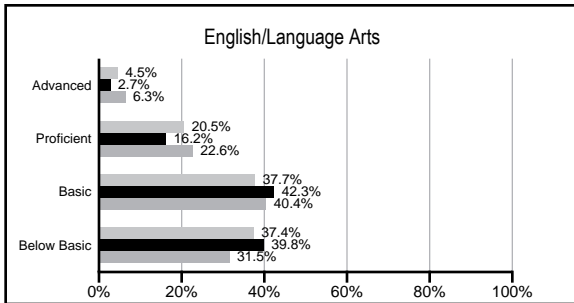
ABSOLUTE RATINGS OF MIDDLE SCHOOLS WITH STUDENTS LIKE OURS*

EXCELLENT	GOOD	AVERAGE	BELOW AVERAGE	AT-RISK
0	0	1	11	26

* Ratings are calculated with data available by 03/02/2009. Schools with Students like Ours are Middle Schools with poverty indices of no more than 5% above or below the index for this school.


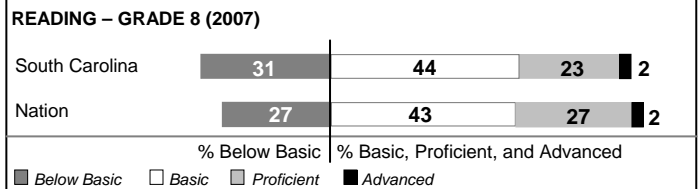
PACT PERFORMANCE

Our School Middle Schools with Students Like Ours Middle schools statewide



NAEP PERFORMANCE*

* Performance reported for SC and nation, data not available at school level. Percentages at NAEP Achievement Levels.



END OF COURSE TESTS - 2008

% of students scoring 70 or above on:	Our Middle School	Middle Schools with Students Like Ours
Algebra 1/Math for the Technologies 2	85.5%	92.4%
English 1	96.4%	92.7%
Physical Science	0%	0%
All Subjects	91.0%	90.4%

SC PERFORMANCE GOAL

2010 Goal:
 By 2010, SC's student achievement will be ranked in the top half of the states nationally. To achieve this goal, we must become one of the fastest improving systems in the country.

2020 Goal: TBD

Abbreviations Key

N/A Not Applicable N/AV Not Available N/C Not Collected N/R Not Reported I/S Insufficient Sample TBD To be determined
 NI Newly Identified CSI Continuing School Improvement CA Corrective Action RP Plan to Restructure R Restructure DELAY School Improvement Status HOLD School Improvement Status

William J Clark Middle [Orangeburg 5]

SCHOOL PROFILE

	Our School	Change from Last Year	Middle Schools with Students Like Ours	Median Middle School
Students (n=704)				
Students enrolled in high school credit courses (grades 7 & 8)	11.6%	Down from 15.2%	13.3%	19.4%
Retention rate	4.9%	Up from 2.5%	2.6%	1.8%
Attendance rate	94.2%	Up from 93.1%	95.2%	95.8%
Eligible for gifted and talented	7.4%	Up from 6.6%	10.0%	15.3%
With disabilities other than speech	13.1%	Up from 10.6%	13.9%	12.9%
Out-of-school suspensions or expulsions for violent &/or criminal offenses	0.0%	Down from 6.8%	0.6%	0.7%
Annual dropout rate	0.0%	No Change	0.0%	0.0%
Teachers (n=58)				
Teachers with advanced degrees	63.8%	Down from 73.2%	53.4%	55.0%
Continuing contract teachers	63.8%	Down from 66.1%	57.9%	70.6%
Teachers with emergency or provisional certificates	19.6%	Up from 16.0%	16.7%	5.4%
Teachers returning from previous year	77.1%	Down from 83.0%	77.1%	83.4%
Teacher attendance rate	95.3%	Down from 95.6%	94.9%	94.9%
Average teacher salary	\$46,366	Up 3.3%	\$44,283	\$44,706
Classes not taught by highly qualified teachers	3.8%	Down from 8.9%	4.0%	2.9%
School				
Principal's years at school	2.0	No Change	2.0	3.0
Student-teacher ratio in core subjects	17.8 to 1	Down from 19.0 to 1	17.8 to 1	20.1 to 1
Prime instructional time	87.5%	Up from 87.2%	88.6%	89.3%
Opportunities in the arts	Good	No Change	Good	Good
SACS accreditation	Yes	No Change	Yes	Yes
Character development program	Excellent	No Change	Good	Good
Dollars spent per pupil*	\$8,250	Down 0.3%	\$7,666	\$7,097
Percent of expenditures for instruction*	64.4%	Down from 68.5%	63.2%	64.4%
Percent of expenditures for teacher salaries*	47.3%	Down from 62.9%	58.5%	59.4%
% of AYP objectives met	66.7%		57.5%	69.0%

* Prior year audited financial data available.

EVALUATION RESULTS

	Teachers	Students*	Parents*
Number of surveys returned	49	188	72
Percent satisfied with learning environment	69.4%	56.4%	66.7%
Percent satisfied with social and physical environment	81.3%	69.7%	62.0%
Percent satisfied with school-home relations	59.2%	83.3%	78.6%

*Only students at the highest middle school grade level at this school and their parents were included.

REPORT OF PRINCIPAL AND SCHOOL IMPROVEMENT COUNCIL

At William J. Clark Middle School, student learning is the chief priority and the focus of all decisions. Our mission is to provide and promote opportunities for all stakeholders to contribute to the success and development of a community of lifelong learners. We believe that all teachers, administrators, parents, and community members share the responsibility for advancing this mission. We continue to follow our SACS School Improvement Plan and address the action steps of our Making Middle Grades Work Program Goals.

Academic and extracurricular accomplishments of our students included fifteen South Carolina Junior Scholars, twenty students who were recognized at the state level, and a district runner-up of the Lt. Governor's Essay Contest. Fine Arts awards included twelve region honor band students and one honors Orchestra and 15 district honors Chorus recipients. Our outstanding athletic program brought home the district championships in girls' volleyball in addition to boys' and girls' basketball. Our boys' basketball team also made it to the region championship game while our girls and boys track teams were the district champions and placed third overall in the region championship. In the area of Visual Arts, we had several students receive state and national awards. We also had several students win district awards, and one of our art instructors is the Middle Level Visual Arts instructor of the year! This shows that our Greyhounds excel in and out of the classroom!

William J. Clark's parents and business partners provide continuous support for our students and academic programs. Claflin University provides an afterschool program and various summer enrichment opportunities for our students through the GEAR UP and Upward Bound Programs. South Carolina State University provides summer activities through the Gifted and Talented Arts Consortium. William J. Clark is proud to announce that we had over fifty students who qualified to participate in this program.

We will continue to implement programs and strategies which will increase student achievement in all academic areas. A school-wide focus on standards-based instruction and assessment, Classroom Walk-Throughs, and data analysis at the classroom level will be utilized to facilitate student learning and foster academic success for all of our students. We are certainly proud of the academic and extracurricular strides that we have made at William J. Clark Middle!

Dr. Lana E. Williams, Principal
Mr. Albert Ulmer, SIC Chair

Comprehensive detail, including definitions of rating, performance criteria, and explanations of status, is available on www.ed.sc.gov and www.eoc.sc.gov as well as school and school district websites.

Printed versions are available from school districts upon request.

Abbreviations Key

N/A Not Applicable N/AV Not Available N/C Not Collected N/R Not Reported I/S Insufficient Sample TBD To be determined
NI Newly Identified CSI Continuing School Improvement CA Corrective Action RP Plan to Restructure R Restructure DELAY School Improvement Status HOLD School Improvement Status