



SC Annual School Report Card Summary

Robert E Howard Middle
Orangeburg 5

Grades: 6-8

Enrollment: 461

Principal: Dr. Jacqueline Vogt

Superintendent: Mr. Melvin Smoak

Board Chair: Dr. Kalu Kalu

PERFORMANCE

Comprehensive detail, including definitions of ratings, performance criteria, and explanations of status, is available on www.ed.sc.gov and www.eoc.sc.gov as well as school and school district websites. Printed versions are available from school districts upon request.

YEAR	ABSOLUTE RATING	GROWTH RATING	PALMETTO GOLD/SILVER AWARD	AYP STATUS	NCLB IMPROVEMENT STATUS
2008	At-Risk	At-Risk	TBD	Not Met	RP
2007	At-Risk	Below Average	N/A	Not Met	N/A
2006	At-Risk	At-Risk	N/A	Not Met	CA

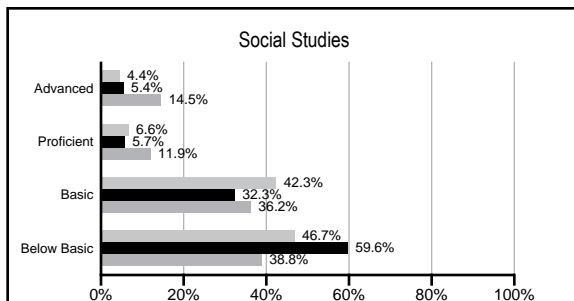
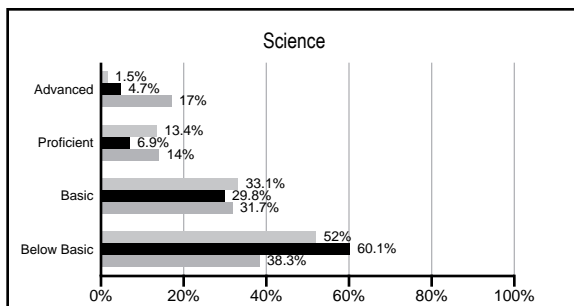
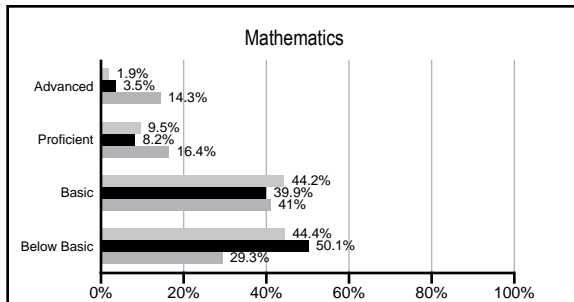
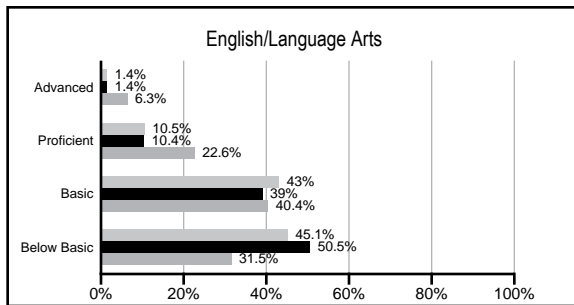
ABSOLUTE RATINGS OF MIDDLE SCHOOLS WITH STUDENTS LIKE OURS*

EXCELLENT	GOOD	AVERAGE	BELOW AVERAGE	AT-RISK
0	0	0	4	42

* Ratings are calculated with data available by 03/02/2009. Schools with Students like Ours are Middle Schools with poverty indices of no more than 5% above or below the index for this school.



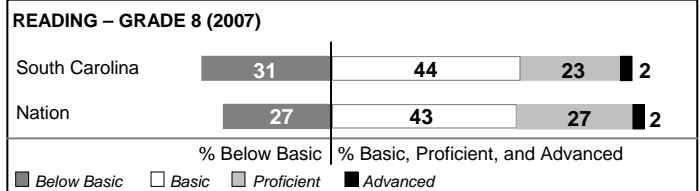
PACT PERFORMANCE

Our School Middle Schools with Students Like Ours Middle schools statewide



NAEP PERFORMANCE*

* Performance reported for SC and nation, data not available at school level. Percentages at NAEP Achievement Levels.



END OF COURSE TESTS - 2008

% of students scoring 70 or above on:	Our Middle School	Middle Schools with Students Like Ours
Algebra 1/Math for the Technologies 2	100.0%	84.0%
English 1	91.7%	82.3%
Physical Science	0%	39.5%
All Subjects	95.8%	80.6%

SC PERFORMANCE GOAL

2010 Goal:

By 2010, SC's student achievement will be ranked in the top half of the states nationally. To achieve this goal, we must become one of the fastest improving systems in the country.

2020 Goal: TBD

Abbreviations Key

N/A Not Applicable N/AV Not Available N/C Not Collected N/R Not Reported I/S Insufficient Sample TBD To be determined
NI Newly Identified CSI Continuing School Improvement CA Corrective Action RP Plan to Restructure R Restructure DELAY School Improvement Status HOLD School Improvement Status

Robert E Howard Middle [Orangeburg 5]

SCHOOL PROFILE

	Our School	Change from Last Year	Middle Schools with Students Like Ours	Median Middle School
Students (n=461)				
Students enrolled in high school credit courses (grades 7 & 8)	4.1%	Down from 5.4%	11.1%	19.4%
Retention rate	9.4%	Up from 2.2%	3.4%	1.8%
Attendance rate	94.2%	Up from 93.6%	95.0%	95.8%
Eligible for gifted and talented	2.2%	Down from 3.6%	4.0%	15.3%
With disabilities other than speech	16.2%	Down from 18.9%	13.5%	12.9%
Out-of-school suspensions or expulsions for violent &/or criminal offenses	0.7%	Down from 8.5%	0.7%	0.7%
Annual dropout rate	0.0%	No Change	0.0%	0.0%
Teachers (n=41)				
Teachers with advanced degrees	68.3%	Up from 62.8%	54.0%	55.0%
Continuing contract teachers	65.9%	Down from 67.4%	55.6%	70.6%
Teachers with emergency or provisional certificates	9.1%	No Change	19.0%	5.4%
Teachers returning from previous year	82.8%	Up from 80.9%	76.4%	83.4%
Teacher attendance rate	96.0%	Up from 94.7%	94.7%	94.9%
Average teacher salary	\$46,848	Up 7.4%	\$43,224	\$44,706
Classes not taught by highly qualified teachers	2.7%	No Change	9.7%	2.9%
School				
Principal's years at school	7.0	Up from 6.0	2.0	3.0
Student-teacher ratio in core subjects	17.3 to 1	Up from 16.3 to 1	15.3 to 1	20.1 to 1
Prime instructional time	89.0%	Up from 87.1%	88.8%	89.3%
Opportunities in the arts	Good	No Change	Good	Good
SACS accreditation	Yes	No Change	Yes	Yes
Character development program	Excellent	No Change	Good	Good
Dollars spent per pupil*	\$9,583	Up 24.9%	\$9,234	\$7,097
Percent of expenditures for instruction*	67.0%	Up from 66.9%	62.8%	64.4%
Percent of expenditures for teacher salaries*	44.1%	Down from 59.0%	55.1%	59.4%
% of AYP objectives met	52.9%		53.8%	69.0%

* Prior year audited financial data available.

EVALUATION RESULTS

	Teachers	Students*	Parents*
Number of surveys returned	43	108	43
Percent satisfied with learning environment	93.0%	78.7%	78.0%
Percent satisfied with social and physical environment	95.3%	80.4%	66.7%
Percent satisfied with school-home relations	54.8%	85.2%	69.2%

*Only students at the highest middle school grade level at this school and their parents were included.

REPORT OF PRINCIPAL AND SCHOOL IMPROVEMENT COUNCIL

Robert E. Howard Middle School serves approximately 448 students in grades six through eight in the city of Orangeburg. Howard offers a comprehensive program of studies serving academically talented and exceptional services students. Eighth grade students, who qualify, enroll in high school level classes, English I and Algebra I. Howard's Algebra I students had a 100% pass rate on the End of Course Exam for the third straight year. Howard's English I students had a pass rate above 90% for the third straight year.

Our academic program is enhanced by an excellent media center and two computer labs. This year, we saw increases in the usage of the media center and in the circulation of books. Our media center collection is rated excellent as measured by the state guidelines.

Positive Behavior Intervention and Support (PBIS) have been implemented to ensure that the school climate continues to improve. Behavior expectations were taught and reinforced throughout the school facility and academic year. Significant decreases are evident by the student activity data report. In addition, our student incentive program contributed to fostering a more positive school climate. The incentive program included giving positive referrals, "Caught Being Good" cards, Student of the Month recognition, positive notes and calls to parents, and fun incentive activities for students. We believe that our students are wonderful.

The Guidance Center sponsors a 'mentoring program' through which students were mentored by a number of community and school personnel throughout the school term. Through the "Character Education Lyceum" series, a number of guest speakers and presenters reinforced the "Community of Character" trait of the month. Students were afforded afterschool enrichment/tutoring opportunities throughout the year. They participated in the GEAR-UP Homework Center and Saturday Academy test preparation sessions. Howard serves the total student.

The fine arts program produced several award-winning performances, including an exemplary performance at the SC Band Concert Festival and Choral Clinic. Several students received certificates for their entries in local and state art competitions. Numerous home arts students won first, second, and third places in the state fair art competition for creative entries. Our school's Robotics Team won first place in the district's robotics competition in the areas of rescue and dance.

Howard's faculty and staff members participated in ongoing professional development throughout the school year to enhance the performance of all educators. Professional development included assistance with classroom assessments, differentiating instruction, classroom management, teambuilding, and analyzing classroom data.

Mrs. Marcia Taylor, School Improvement Council Chairperson
Dr. Jacqueline Vogt, Principal

Comprehensive detail, including definitions of rating, performance criteria, and explanations of status, is available on www.ed.sc.gov and www.eoc.sc.gov as well as school and school district websites.

Printed versions are available from school districts upon request.

Abbreviations Key

N/A Not Applicable N/AV Not Available N/C Not Collected N/R Not Reported I/S Insufficient Sample TBD To be determined
NI Newly Identified CSI Continuing School Improvement CA Corrective Action RP Plan to Restructure R Restructure DELAY School Improvement Status HOLD School Improvement Status