



SC Annual School Report Card Summary

Bethune-Bowman Middle High
Orangeburg 5
Grades: 6-12 Enrollment: 380
Principal: Parrie L. Hook
Superintendent: Mr. Melvin Smoak
Board Chair: Dr. Kalu Kalu

PERFORMANCE

Comprehensive detail, including definitions of ratings, performance criteria, and explanations of status, is available on www.ed.sc.gov and www.eoc.sc.gov as well as school and school district websites. Printed versions are available from school districts upon request.

YEAR	ABSOLUTE RATING	GROWTH RATING	PALMETTO GOLD/SILVER AWARD	AYP STATUS	NCLB IMPROVEMENT STATUS
2008	At-Risk	At-Risk	TBD	Met	N/A
2007	Below Average	At-Risk	Gold	Met	N/A
2006	Below Average	Good	Silver	Met	N/A

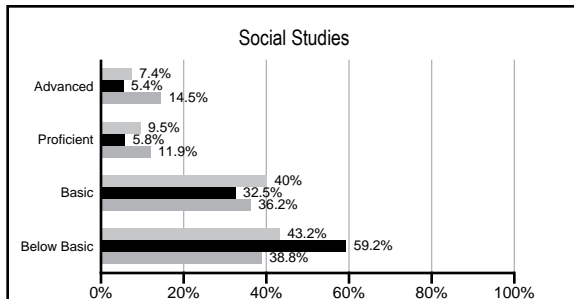
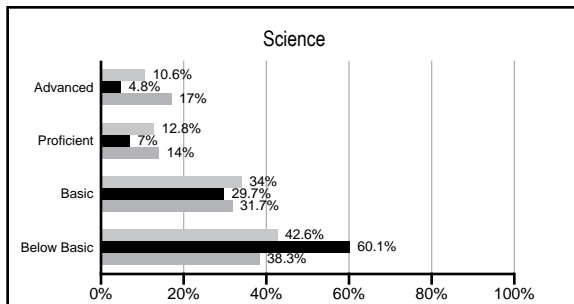
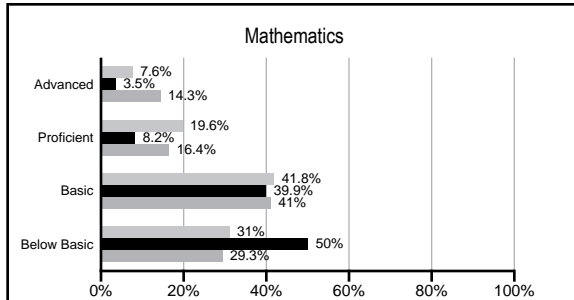
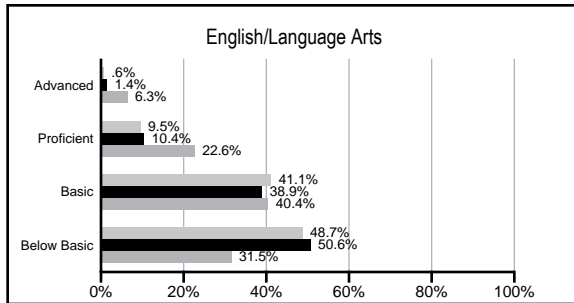
ABSOLUTE RATINGS OF MIDDLE SCHOOLS WITH STUDENTS LIKE OURS*

EXCELLENT	GOOD	AVERAGE	BELOW AVERAGE	AT-RISK
0	0	0	4	41

* Ratings are calculated with data available by 03/02/2009. Schools with Students like Ours are Middle Schools with poverty indices of no more than 5% above or below the index for this school.

PACT PERFORMANCE


Our School Middle Schools with Students Like Ours Middle schools statewide



NAEP PERFORMANCE*

* Performance reported for SC and nation, data not available at school level. Percentages at NAEP Achievement Levels.


READING - GRADE 8 (2007)



MATH - GRADE 8 (2007)



SCIENCE - GRADE 8 (2005)



END OF COURSE TESTS - 2008

% of students scoring 70 or above on:	Our Middle School	Middle Schools with Students Like Ours
Algebra 1/Math for the Technologies 2	92.9%	83.5%
English 1	100.0%	83.4%
Physical Science	0%	39.5%
All Subjects	96.4%	80.8%

SC PERFORMANCE GOAL

2010 Goal:

By 2010, SC's student achievement will be ranked in the top half of the states nationally. To achieve this goal, we must become one of the fastest improving systems in the country.

2020 Goal: TBD

Abbreviations Key

N/A Not Applicable N/AV Not Available N/C Not Collected N/R Not Reported I/S Insufficient Sample TBD To be determined
 NI Newly Identified CSI Continuing School Improvement CA Corrective Action RP Plan to Restructure R Restructure DELAY School Improvement Status HOLD School Improvement Status

Bethune-Bowman Middle High [Orangeburg 5]

SCHOOL PROFILE

	Our School	Change from Last Year	Middle Schools with Students Like Ours	Median Middle School
Students (n=380)				
Students enrolled in high school credit courses (grades 7 & 8)	13.5%	Down from 17.1%	11.9%	19.4%
Retention rate	4.4%	Down from 5.5%	3.3%	1.8%
Attendance rate	96.0%	No Change	95.0%	95.8%
Eligible for gifted and talented	1.7%	Down from 1.9%	5.3%	15.3%
With disabilities other than speech	13.4%	Down from 16.9%	13.7%	12.9%
Out-of-school suspensions or expulsions for violent &/or criminal offenses	0.0%	Down from 2.4%	0.7%	0.7%
Annual dropout rate	0.0%	No Change	0.0%	0.0%
Teachers (n=35)				
Teachers with advanced degrees	54.3%	Up from 45.9%	54.3%	55.0%
Continuing contract teachers	57.1%	Down from 64.9%	54.5%	70.6%
Teachers with emergency or provisional certificates	4.3%	Down from 13.8%	19.1%	5.4%
Teachers returning from previous year	83.3%	Up from 82.0%	76.7%	83.4%
Teacher attendance rate	92.1%	Down from 96.1%	94.8%	94.9%
Average teacher salary	\$43,350	Up 2.2%	\$43,167	\$44,706
Classes not taught by highly qualified teachers	10.4%	Up from 6.5%	8.3%	2.9%
School				
Principal's years at school	3.0	Up from 2.0	2.0	3.0
Student-teacher ratio in core subjects	15.3 to 1	Down from 16.7 to 1	15.9 to 1	20.1 to 1
Prime instructional time	83.5%	Down from 90.8%	88.8%	89.3%
Opportunities in the arts	Good	No Change	Good	Good
SACS accreditation	Yes	No Change	Yes	Yes
Character development program	Good	Down from Excellent	Good	Good
Dollars spent per pupil*	\$9,496	Up 0.4%	\$8,870	\$7,097
Percent of expenditures for instruction*	62.6%	Up from 62.0%	62.6%	64.4%
Percent of expenditures for teacher salaries*	44.6%	Down from 53.2%	55.4%	59.4%
% of AYP objectives met	100.0%		53.8%	69.0%

* Prior year audited financial data available.

EVALUATION RESULTS

	Teachers	Students*	Parents*
Number of surveys returned	34	45	86
Percent satisfied with learning environment	97.1%	91.1%	96.4%
Percent satisfied with social and physical environment	94.1%	88.9%	97.6%
Percent satisfied with school-home relations	55.9%	84.4%	97.6%

*Only students at the highest middle school grade level at this school and their parents were included.

REPORT OF PRINCIPAL AND SCHOOL IMPROVEMENT COUNCIL

The motto of Bethune-Bowman Middle/High School, "Excellence by Choice...Not by Chance," conveys the strong commitment to academic success demonstrated by our school family during the 2007-2008 school year. This commitment to personal accountability and maximum effort has united our team of students, faculty, staff, parents, and community. Our passion for teaching and learning has fostered a climate of high academic expectations, resulting in significant gains in all phases of student performance. As we continue to embrace the goal of increased student achievement for every learner, we pause to offer a snapshot of our accomplishments.

Bethune-Bowman Middle/High School has been voted a RED CARPET SCHOOL, National Blue Ribbon School Nominee, Palmetto's Finest Schools Nominee, a Showcase School, Bronze Medal Winner in US News and World Report's List of Best High Schools in America, and a PBIS School (Positive Behavior Intervention Supports). Our motto for PBIS is "M.O.H.A.W.K P.R.I.D.E.," Making Our Hometown A place Where Kindness Partnered with Respect Is Delivered Everyday. Thanks to the faculty, staff, parents, students, and community for making us one of the best schools not only in South Carolina but also in the USA!

Major academic programs and initiatives that contributed to our progress include Departmental Parent Nights, SAT Preparation, a plethora of instructional software, data-driven curriculum, innovative technology implementation, instruction, and assessment, and year-long remediation and enrichment classes.

The Bethune-Bowman Middle/High School family continues to strive for academic excellence each year.

Parrie L. Hook, Principal
Frankie Williams, School Improvement Council Chairperson

Comprehensive detail, including definitions of rating, performance criteria, and explanations of status, is available on www.ed.sc.gov and www.eoc.sc.gov as well as school and school district websites.

Printed versions are available from school districts upon request.

Abbreviations Key

N/A Not Applicable N/AV Not Available N/C Not Collected N/R Not Reported I/S Insufficient Sample TBD To be determined
NI Newly Identified CSI Continuing School Improvement CA Corrective Action RP Plan to Restructure R Restructure DELAY School Improvement Status HOLD School Improvement Status