



# SC Annual School Report Card Summary

Branchville High  
 Orangeburg 4  
 Grades: 7-12 Enrollment: 293  
 Principal: David B. Hess  
 Superintendent: Dr. Darrell Johnson  
 Board Chair: Mr. Aaron Rudd

## PERFORMANCE

Comprehensive detail, including definitions of ratings, performance criteria, and explanations of status, is available on [www.ed.sc.gov](http://www.ed.sc.gov) and [www.eoc.sc.gov](http://www.eoc.sc.gov) as well as school and school district websites. Printed versions are available from school districts upon request.

YEAR	ABSOLUTE RATING	GROWTH RATING	PALMETTO GOLD/SILVER AWARD	AYP STATUS	NCLB IMPROVEMENT STATUS
2008	Below Average	Below Average	TBD	Met	N/A
2007	At-Risk	At-Risk	N/A	Not Met	N/A
2006	Below Average	At-Risk	Gold	Not Met	N/A

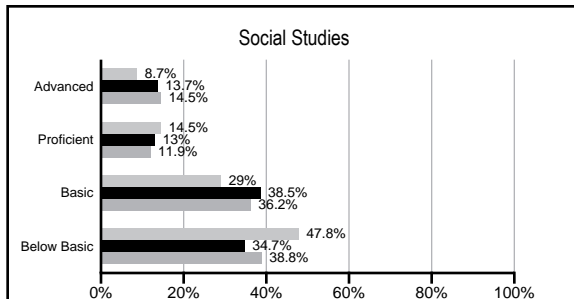
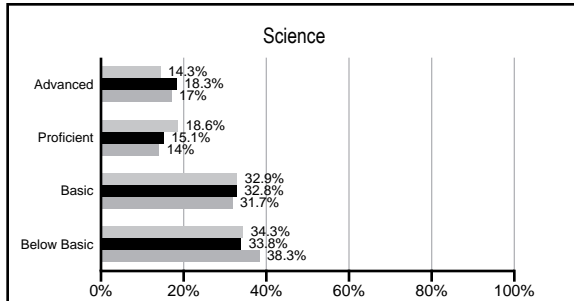
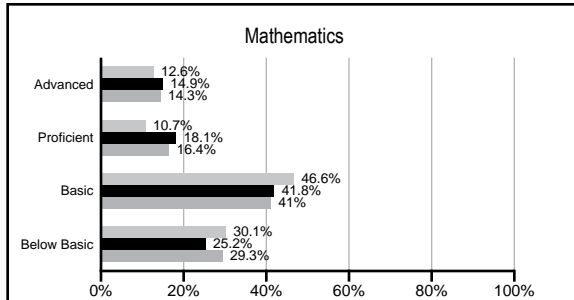
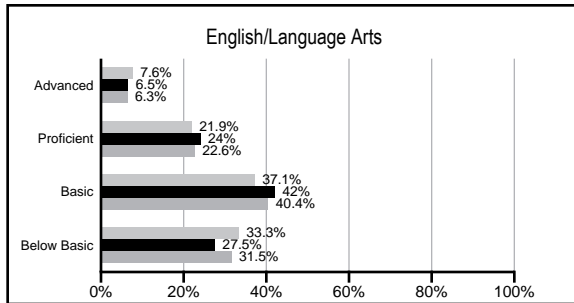
## ABSOLUTE RATINGS OF MIDDLE SCHOOLS WITH STUDENTS LIKE OURS\*

EXCELLENT	GOOD	AVERAGE	BELOW AVERAGE	AT-RISK
0	0	16	20	2

\* Ratings are calculated with data available by 03/02/2009. Schools with Students like Ours are Middle Schools with poverty indices of no more than 5% above or below the index for this school.

## PACT PERFORMANCE


Our School Middle Schools with Students Like Ours Middle schools statewide




## NAEP PERFORMANCE\*

\* Performance reported for SC and nation, data not available at school level. Percentages at NAEP Achievement Levels.


### READING - GRADE 8 (2007)



### MATH - GRADE 8 (2007)



### SCIENCE - GRADE 8 (2005)



## END OF COURSE TESTS - 2008

% of students scoring 70 or above on:	Our Middle School	Middle Schools with Students Like Ours
Algebra 1/Math for the Technologies 2	100.0%	97.8%
English 1	92.3%	96.7%
Physical Science	0%	49.8%
All Subjects	95.8%	97.0%

## SC PERFORMANCE GOAL

2010 Goal:

*By 2010, SC's student achievement will be ranked in the top half of the states nationally. To achieve this goal, we must become one of the fastest improving systems in the country.*

2020 Goal: TBD

### Abbreviations Key

N/A Not Applicable N/AV Not Available N/C Not Collected N/R Not Reported I/S Insufficient Sample TBD To be determined  
 NI Newly Identified CSI Continuing School Improvement CA Corrective Action RP Plan to Restructure R Restructure DELAY School Improvement Status HOLD School Improvement Status

# Branchville High [Orangeburg 4]

## SCHOOL PROFILE

	Our School	Change from Last Year	Middle Schools with Students Like Ours	Median Middle School
<b>Students (n=293)</b>				
Students enrolled in high school credit courses (grades 7 & 8)	11.1%	No Change	23.3%	19.4%
Retention rate	3.4%	Down from 6.1%	1.5%	1.8%
Attendance rate	97.4%	Down from 97.7%	95.9%	95.8%
Eligible for gifted and talented	17.8%	Down from 18.4%	17.8%	15.3%
With disabilities other than speech	8.1%	Up from 7.9%	14.2%	12.9%
Out-of-school suspensions or expulsions for violent &/or criminal offenses	0.0%	No Change	0.6%	0.7%
Annual dropout rate	0.0%	No Change	0.0%	0.0%
<b>Teachers (n=19)</b>				
Teachers with advanced degrees	68.4%	Up from 63.2%	53.7%	55.0%
Continuing contract teachers	73.7%	No Change	74.1%	70.6%
Teachers with emergency or provisional certificates	0.0%	No Change	5.3%	5.4%
Teachers returning from previous year	89.7%	Down from 90.6%	84.7%	83.4%
Teacher attendance rate	96.2%	No Change	94.8%	94.9%
Average teacher salary	\$50,440	Up 3.4%	\$44,624	\$44,706
Classes not taught by highly qualified teachers	0.0%	Down from 17.9%	2.1%	2.9%
<b>School</b>				
Principal's years at school	1.0	Down from 5.0	3.0	3.0
Student-teacher ratio in core subjects	23.4 to 1	Up from 20.8 to 1	20.7 to 1	20.1 to 1
Prime instructional time	92.0%	Up from 91.9%	89.3%	89.3%
Opportunities in the arts	Good	Up from Poor	Good	Good
SACS accreditation	Yes	No Change	Yes	Yes
Character development program	Excellent	No Change	Good	Good
Dollars spent per pupil*	\$8,939	Down 7.1%	\$6,976	\$7,097
Percent of expenditures for instruction*	56.9%	Up from 54.6%	62.2%	64.4%
Percent of expenditures for teacher salaries*	46.3%	Down from 48.5%	59.0%	59.4%
% of AYP objectives met	100.0%		71.0%	69.0%

\* Prior year audited financial data available.

## EVALUATION RESULTS

	Teachers	Students*	Parents*
Number of surveys returned	23	41	37
Percent satisfied with learning environment	100.0%	68.3%	75.7%
Percent satisfied with social and physical environment	100.0%	75.0%	78.4%
Percent satisfied with school-home relations	65.2%	75.0%	73.0%

\*Only students at the highest middle school grade level at this school and their parents were included.

## REPORT OF PRINCIPAL AND SCHOOL IMPROVEMENT COUNCIL

Dear Students, Parents, Teachers, Citizens, and School Board Members,

Branchville High School (BHS) serves the Branchville area of Orangeburg County as a 7-12 middle/high school. The 293 member student body is diverse, with 51% of the student body being Caucasian and 49 % of the student body being African-American. We are committed to providing the students of BHS with a safe and positive learning environment that has high academic expectations. We believe that all students can learn.

Academically, BHS continues to exceed state averages in the High School Assessment Plan (HSAP) and End-Of-Course (EOC) testing. Although we are pleased with these results, the faculty of BHS will continue to look for ways to improve these test scores each and every year. The South Carolina State Report Card indicates that we need to improve in our middle school grades 7th and 8th. To meet these challenges, we have improved on the implementation of our Nifty Nine curriculum, provided afterschool tutoring, Study Island test prep software, MAP diagnostic testing, and will provide our middle school students with additional academic instruction in all four core areas.

BHS has implemented some new programs for the 2007-2008 school year. Some of these new innovative programs include a mentoring program for grades seven through twelve and a new web-based program called APEX that will assist students in meeting their academic requirements for their course subjects.

Athletically, the BHS Yellow Jackets have participated in playoff games in a number of sports. In the 2007-2008 school year, Branchville competed in the playoffs in boy's basketball, volleyball, baseball, softball, and soccer. We are proud of our students and are excited to increase the size of our football program to include a Varsity team for the 2008-2009 school year.

The BHS "Teacher of the Year," chosen by her colleagues at the end of the 2007-2008 school year, was Ms. Debra McConnell. Ms. McConnell has been teaching English at BHS for six years. Ms. McConnell is very active in the College Summit program and in preparing the school yearbook. The "Staff Person of the Year" was Ms. Neomia Eisom who is our library aide. Ms. Eison has been at Branchville for eight years and is an extremely valuable team member of the Branchville family.

The motto at BHS for the 2008-2009 school year is, "Branchville is a Rail Road School R for Respect, R for Responsibility and S for Safety." BHS must provide students with rigor, relevance, relationships, and fun to be successful for the future. Working "HAND-IN-HAND," we can accomplish great things this year at Branchville High School. We encourage each student to build positive memories while preparing to be a productive citizen of the future.

David B. Hess, Principal  
Jonathan Roode, School Improvement Council

Comprehensive detail, including definitions of rating, performance criteria, and explanations of status, is available on [www.ed.sc.gov](http://www.ed.sc.gov) and [www.eoc.sc.gov](http://www.eoc.sc.gov) as well as school and school district websites.

Printed versions are available from school districts upon request.

### Abbreviations Key

N/A Not Applicable N/AV Not Available N/C Not Collected N/R Not Reported I/S Insufficient Sample TBD To be determined  
NI Newly Identified CSI Continuing School Improvement CA Corrective Action RP Plan to Restructure R Restructure DELAY School Improvement Status HOLD School Improvement Status