



SC Annual School Report Card Summary

Carver-Edisto Middle
Orangeburg 4

Grades: 6-8

Enrollment: 601

Principal: Jeannie B. Monson

Superintendent: Dr. Darrell Johnson

Board Chair: Mr. Aaron Rudd

PERFORMANCE

Comprehensive detail, including definitions of ratings, performance criteria, and explanations of status, is available on www.ed.sc.gov and www.eoc.sc.gov as well as school and school district websites. Printed versions are available from school districts upon request.

YEAR	ABSOLUTE RATING	GROWTH RATING	PALMETTO GOLD/SILVER AWARD	AYP STATUS	NCLB IMPROVEMENT STATUS
2008	At-Risk	Average	TBD	Not Met	R
2007	At-Risk	At-Risk	N/A	Not Met	R
2006	At-Risk	Below Average	N/A	Not Met	RP

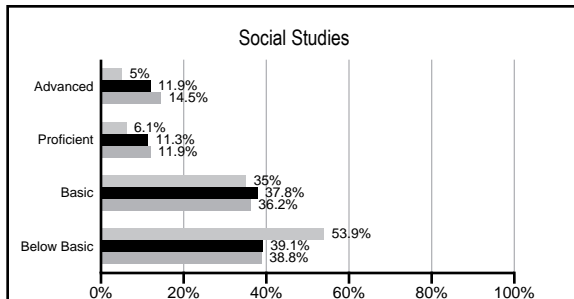
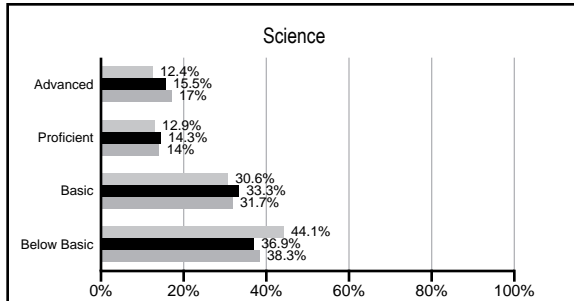
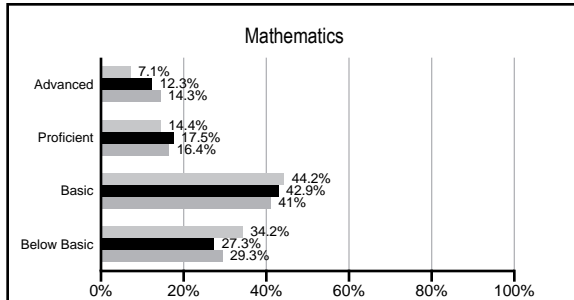
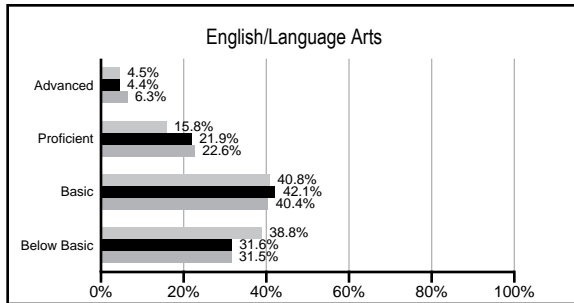
ABSOLUTE RATINGS OF MIDDLE SCHOOLS WITH STUDENTS LIKE OURS*

EXCELLENT	GOOD	AVERAGE	BELOW AVERAGE	AT-RISK
0	0	12	32	5

* Ratings are calculated with data available by 03/02/2009. Schools with Students like Ours are Middle Schools with poverty indices of no more than 5% above or below the index for this school.

PACT PERFORMANCE


Our School Middle Schools with Students Like Ours Middle schools statewide



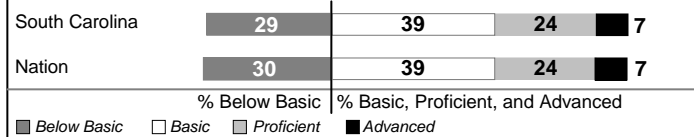
NAEP PERFORMANCE*

* Performance reported for SC and nation, data not available at school level. Percentages at NAEP Achievement Levels.


READING - GRADE 8 (2007)



MATH - GRADE 8 (2007)



SCIENCE - GRADE 8 (2005)



END OF COURSE TESTS - 2008

% of students scoring 70 or above on:	Our Middle School	Middle Schools with Students Like Ours
Algebra 1/Math for the Technologies 2	95.8%	96.8%
English 1	81.1%	94.6%
Physical Science	0%	76.9%
All Subjects	88.1%	95.5%

SC PERFORMANCE GOAL

2010 Goal:

By 2010, SC's student achievement will be ranked in the top half of the states nationally. To achieve this goal, we must become one of the fastest improving systems in the country.

2020 Goal: TBD

Abbreviations Key

N/A Not Applicable N/AV Not Available N/C Not Collected N/R Not Reported I/S Insufficient Sample TBD To be determined

NI Newly Identified CSI Continuing School Improvement CA Corrective Action RP Plan to Restructure R Restructure DELAY School Improvement Status HOLD School Improvement Status

Carver-Edisto Middle [Orangeburg 4]

SCHOOL PROFILE

	Our School	Change from Last Year	Middle Schools with Students Like Ours	Median Middle School
Students (n=601)				
Students enrolled in high school credit courses (grades 7 & 8)	26.5%	Down from 46.7%	18.7%	19.4%
Retention rate	0.8%	Down from 0.9%	1.8%	1.8%
Attendance rate	94.0%	Down from 94.1%	95.7%	95.8%
Eligible for gifted and talented	7.7%	Down from 8.8%	14.3%	15.3%
With disabilities other than speech	8.3%	No Change	14.8%	12.9%
Out-of-school suspensions or expulsions for violent &/or criminal offenses	1.5%	Up from 0.3%	0.6%	0.7%
Annual dropout rate	0.0%	No Change	0.0%	0.0%
Teachers (n=42)				
Teachers with advanced degrees	73.8%	Up from 63.6%	52.6%	55.0%
Continuing contract teachers	61.9%	Down from 77.3%	73.3%	70.6%
Teachers with emergency or provisional certificates	2.7%	Down from 2.8%	5.7%	5.4%
Teachers returning from previous year	81.2%	Down from 83.0%	83.7%	83.4%
Teacher attendance rate	95.9%	Up from 89.2%	94.7%	94.9%
Average teacher salary	\$45,501	Up 1.7%	\$44,508	\$44,706
Classes not taught by highly qualified teachers	0.0%	Down from 2.2%	1.9%	2.9%
School				
Principal's years at school	1.0	Up from 0.5	3.0	3.0
Student-teacher ratio in core subjects	24.1 to 1	Up from 23.9 to 1	19.1 to 1	20.1 to 1
Prime instructional time	88.2%	Up from 81.6%	88.9%	89.3%
Opportunities in the arts	Good	No Change	Good	Good
SACS accreditation	Yes	No Change	Yes	Yes
Character development program	Average	Down from Excellent	Good	Good
Dollars spent per pupil*	\$7,056	Up 9.9%	\$7,020	\$7,097
Percent of expenditures for instruction*	67.7%	Up from 61.2%	65.2%	64.4%
Percent of expenditures for teacher salaries*	60.0%	Up from 57.6%	60.9%	59.4%
% of AYP objectives met	81.0%		63.7%	69.0%

* Prior year audited financial data available.

EVALUATION RESULTS

	Teachers	Students*	Parents*
Number of surveys returned	51	176	94
Percent satisfied with learning environment	84.3%	54.0%	58.7%
Percent satisfied with social and physical environment	86.3%	57.1%	60.2%
Percent satisfied with school-home relations	56.9%	72.7%	62.0%

*Only students at the highest middle school grade level at this school and their parents were included.

REPORT OF PRINCIPAL AND SCHOOL IMPROVEMENT COUNCIL

In the past year, the professionals at Carver-Edisto Middle School have spearheaded several initiatives aimed at increasing student achievement. Teachers were trained to work together using a proven, effective curriculum. Academic Coaches, a Principal Specialist, and additional teachers were employed to assist teachers with their work in the classroom. Professional development time was targeted on best teaching and assessment practices and on how to use student data. Additionally, technology has been increased and upgraded. Furthermore, students organized personal student data notebooks to track their progress and to plan for their futures. As students have met their goals throughout the year, they have had their pictures taken for Academic Celebration Walls and participated in school-wide celebrations. Also, each teacher sponsored a club activity for the students. In addition to these clubs, our students performed two musicals this year, "A Dickens of a Christmas" and "The Lion King." To date, these initiatives have begun to show progress.

However, we know that more is needed. We believe it is necessary to develop and incorporate a new approach to meet the needs of our students. Therefore, beginning with the school year 2008-2009, project-based learning (PBL) integrated with state-of-the-art technology has been implemented. Two hundred sixth grade students are being served in the first year, and this project will continue to proceed to the next grades in the following two years. This innovative approach is utilizing technology to build necessary Twenty-First Century skills. An overarching focus of PBL is providing a real-world learning environment acclimating students to their future workplaces. Succinctly stated, the PBL design is based on academic rigor, authentic audiences, applied learning, active exploration, adult relationships, and authentic assessment.

In order to bring this real-world learning to all students, Carver-Edisto Middle School has "Gone Green." All students, faculty, and staff are working together to first investigate, explore, and create an eco-friendly environment at the middle school and then spread their learning to the community. Throughout all of this, the students at CEMS are reading and writing in all courses this year. We kicked off this initiative this past summer with the first Summer Reading and Enrichment Program. We believe that this has helped bridge the learning gap often created over the summer. Collectively, we believe that these student-centered activities and programs have created a learning environment that enables all students to reach their goals!

Marriet Hickson, School Improvement Chairperson
Jeannie Monson, Principal

Comprehensive detail, including definitions of rating, performance criteria, and explanations of status, is available on www.ed.sc.gov and www.eoc.sc.gov as well as school and school district websites.

Printed versions are available from school districts upon request.

Abbreviations Key

N/A Not Applicable N/AV Not Available N/C Not Collected N/R Not Reported I/S Insufficient Sample TBD To be determined
NI Newly Identified CSI Continuing School Improvement CA Corrective Action RP Plan to Restructure R Restructure DELAY School Improvement Status HOLD School Improvement Status