



SC Annual School Report Card Summary

Mid Carolina Middle

Newberry

Grades: 6-8

Enrollment: 571

Principal: Anneddie (DeeDee) Westwood

Superintendent: Mr. Bennie Bennett

Board Chair: Mr. Don Saylor

PERFORMANCE

Comprehensive detail, including definitions of ratings, performance criteria, and explanations of status, is available on www.ed.sc.gov and www.eoc.sc.gov as well as school and school district websites. Printed versions are available from school districts upon request.

YEAR	ABSOLUTE RATING	GROWTH RATING	PALMETTO GOLD/SILVER AWARD	AYP STATUS	NCLB IMPROVEMENT STATUS
2008	Average	Below Average	TBD	Not Met	N/A
2007	Average	At-Risk	N/A	Not Met	N/A
2006	Average	At-Risk	N/A	Not Met	N/A

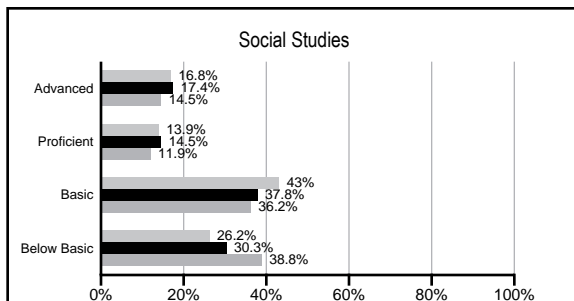
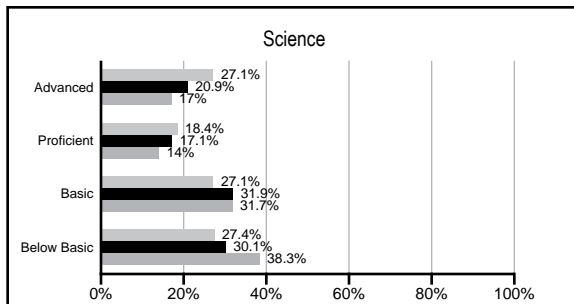
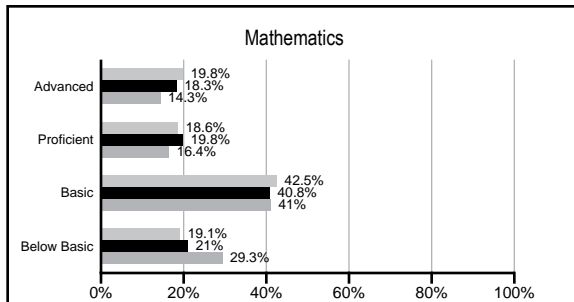
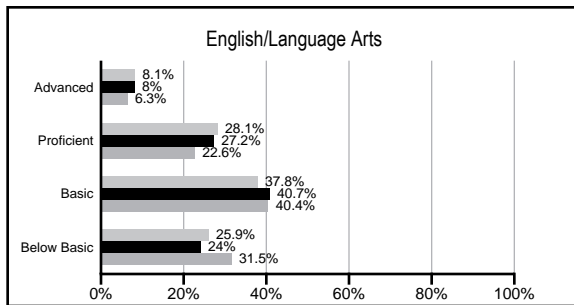
ABSOLUTE RATINGS OF MIDDLE SCHOOLS WITH STUDENTS LIKE OURS*

EXCELLENT	GOOD	AVERAGE	BELOW AVERAGE	AT-RISK
0	2	25	13	1

*Ratings are calculated with data available by 03/02/2009. Schools with Students like Ours are Middle Schools with poverty indices of no more than 5% above or below the index for this school.

PACT PERFORMANCE


Our School Middle Schools with Students Like Ours Middle schools statewide




NAEP PERFORMANCE*

* Performance reported for SC and nation, data not available at school level. Percentages at NAEP Achievement Levels.


READING - GRADE 8 (2007)



MATH - GRADE 8 (2007)



SCIENCE - GRADE 8 (2005)



END OF COURSE TESTS - 2008

% of students scoring 70 or above on:	Our Middle School	Middle Schools with Students Like Ours
Algebra 1/Math for the Technologies 2	100.0%	98.3%
English 1	100.0%	97.5%
Physical Science	0%	52.4%
All Subjects	100.0%	97.8%

SC PERFORMANCE GOAL

2010 Goal:

By 2010, SC's student achievement will be ranked in the top half of the states nationally. To achieve this goal, we must become one of the fastest improving systems in the country.

2020 Goal: TBD

Abbreviations Key

N/A Not Applicable N/AV Not Available N/C Not Collected N/R Not Reported I/S Insufficient Sample TBD To be determined
 NI Newly Identified CSI Continuing School Improvement CA Corrective Action RP Plan to Restructure R Restructure DELAY School Improvement Status HOLD School Improvement Status

Mid Carolina Middle [Newberry]

SCHOOL PROFILE

	Our School	Change from Last Year	Middle Schools with Students Like Ours	Median Middle School
Students (n=571)				
Students enrolled in high school credit courses (grades 7 & 8)	24.0%	Up from 11.8%	25.2%	19.4%
Retention rate	3.1%	Up from 1.1%	1.7%	1.8%
Attendance rate	96.6%	Up from 96.3%	95.8%	95.8%
Eligible for gifted and talented	20.8%	Down from 27.2%	19.8%	15.3%
With disabilities other than speech	14.7%	Down from 15.1%	12.9%	12.9%
Out-of-school suspensions or expulsions for violent &/or criminal offenses	1.6%	Up from 0.2%	0.8%	0.7%
Annual dropout rate	0.0%	No Change	0.0%	0.0%
Teachers (n=43)				
Teachers with advanced degrees	55.8%	Up from 53.7%	56.0%	55.0%
Continuing contract teachers	74.4%	Down from 80.5%	74.6%	70.6%
Teachers with emergency or provisional certificates	5.3%	Up from 2.8%	4.7%	5.4%
Teachers returning from previous year	86.8%	Up from 84.6%	86.7%	83.4%
Teacher attendance rate	94.0%	Down from 94.4%	95.1%	94.9%
Average teacher salary	\$41,950	Up 2.5%	\$45,174	\$44,706
Classes not taught by highly qualified teachers	0.0%	No Change	0.0%	2.9%
School				
Principal's years at school	5.0	Up from 4.0	3.0	3.0
Student-teacher ratio in core subjects	16.8 to 1	Down from 19.3 to 1	22.5 to 1	20.1 to 1
Prime instructional time	90.4%	Up from 88.0%	89.3%	89.3%
Opportunities in the arts	Good	No Change	Good	Good
SACS accreditation	Yes	No Change	Yes	Yes
Character development program	Average	Down from Good	Good	Good
Dollars spent per pupil*	\$6,299	Up 8.3%	\$6,560	\$7,097
Percent of expenditures for instruction*	75.5%	Down from 77.5%	64.4%	64.4%
Percent of expenditures for teacher salaries*	69.3%	Down from 69.8%	60.2%	59.4%
% of AYP objectives met	66.7%		72.4%	69.0%

* Prior year audited financial data available.

REPORT OF PRINCIPAL AND SCHOOL IMPROVEMENT COUNCIL

Mid Carolina Middle School had another exciting and rewarding year. We continued to focus on student achievement as we expanded our knowledge through professional development. The area of Differentiated Instruction was the focus for our staff for this school year. We also introduced gender grouping into our seventh-grade classes and plan to go schoolwide with gender grouping for the upcoming year 2008-09. We are continually striving to improve in all aspects of school life by building on the accomplishments of our students and faculty.

- Gender grouping in seventh and eighth-grade academic classes.
- MAPS testing was used to help teachers focus on student areas of weakness.
- Character Education courses were provided for all grade levels.
- We are Southern Association of Colleges and School accredited.
- The Science Olympiad team placed third in the state competition.
- The Academic team finished fourth in the Regional Academic competition.
- Three teachers received grants from different sponsors.
- Eighteen students were recognized as Junior Scholars.
- Nine students were recognized as Duke TIP Scholars.
- One teacher received National Board certification.

Our students, faculty, PTO, School Improvement Council, and Administration have worked diligently to provide our students with the tools needed to be successful in school and life. Our goal remains to make Mid Carolina Middle School a place where students learn, grow, and succeed.

Buddy Livingston- Principal
Edward Graham- SIC Chair

EVALUATION RESULTS

	Teachers	Students*	Parents*
Number of surveys returned	19	161	44
Percent satisfied with learning environment	94.7%	70.0%	88.1%
Percent satisfied with social and physical environment	89.5%	69.9%	81.8%
Percent satisfied with school-home relations	57.9%	84.1%	68.2%

*Only students at the highest middle school grade level at this school and their parents were included.

Comprehensive detail, including definitions of rating, performance criteria, and explanations of status, is available on www.ed.sc.gov and www.eoc.sc.gov as well as school and school district websites.

Printed versions are available from school districts upon request.

Abbreviations Key

N/A Not Applicable N/AV Not Available N/C Not Collected N/R Not Reported I/S Insufficient Sample TBD To be determined
NI Newly Identified CSI Continuing School Improvement CA Corrective Action RP Plan to Restructure R Restructure DELAY School Improvement Status HOLD School Improvement Status