



# SC Annual School Report Card Summary

**Whitmire Community School ( High )**  
**Newberry**  
**Grades: 6-12** Enrollment: 261  
**Principal: Joey L. Haney**  
**Superintendent: Mr. Bennie Bennett**  
**Board Chair: Mr. Don Saylor**

## PERFORMANCE

Comprehensive detail, including definitions of ratings, performance criteria, and explanations of status, is available on [www.ed.sc.gov](http://www.ed.sc.gov) and [www.eoc.sc.gov](http://www.eoc.sc.gov) as well as school and school district websites. Printed versions are available from school districts upon request.

YEAR	ABSOLUTE RATING	GROWTH RATING	PALMETTO GOLD/SILVER AWARD	AYP STATUS	NCLB IMPROVEMENT STATUS
2008	Below Average	Average	TBD	Met	N/A
2007	Below Average	At-Risk	Gold	Not Met	N/A
2006	Below Average	At-Risk	Gold	Met	N/A

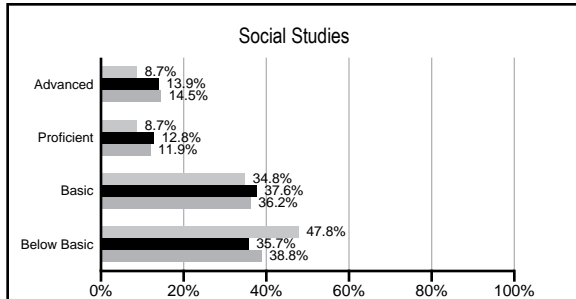
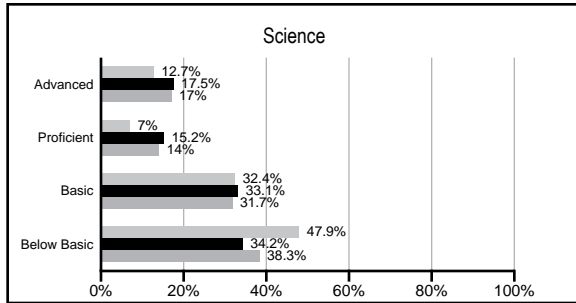
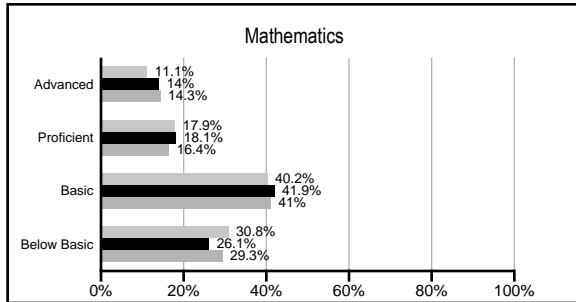
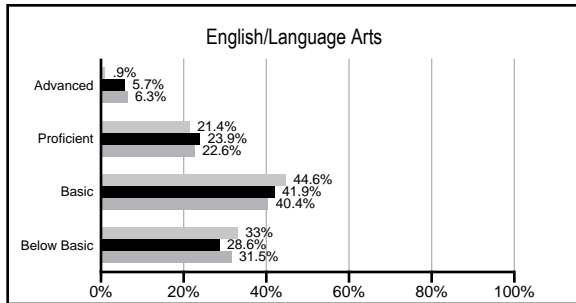
## ABSOLUTE RATINGS OF MIDDLE SCHOOLS WITH STUDENTS LIKE OURS\*

EXCELLENT	GOOD	AVERAGE	BELOW AVERAGE	AT-RISK
0	0	18	26	3

\* Ratings are calculated with data available by 03/02/2009. Schools with Students like Ours are Middle Schools with poverty indices of no more than 5% above or below the index for this school.

## PACT PERFORMANCE


Our School Middle Schools with Students Like Ours Middle schools statewide



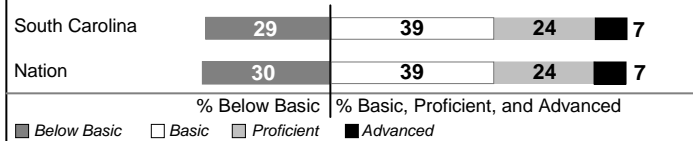
## NAEP PERFORMANCE\*

\* Performance reported for SC and nation, data not available at school level. Percentages at NAEP Achievement Levels.


### READING - GRADE 8 (2007)



### MATH - GRADE 8 (2007)



### SCIENCE - GRADE 8 (2005)



## END OF COURSE TESTS - 2008

% of students scoring 70 or above on:	Our Middle School	Middle Schools with Students Like Ours
Algebra 1/Math for the Technologies 2	100.0%	97.9%
English 1	100.0%	97.4%
Physical Science	0%	48.7%
All Subjects	100.0%	97.6%

## SC PERFORMANCE GOAL

2010 Goal:

*By 2010, SC's student achievement will be ranked in the top half of the states nationally. To achieve this goal, we must become one of the fastest improving systems in the country.*

2020 Goal: TBD

### Abbreviations Key

N/A Not Applicable N/AV Not Available N/C Not Collected N/R Not Reported I/S Insufficient Sample TBD To be determined  
 NI Newly Identified CSI Continuing School Improvement CA Corrective Action RP Plan to Restructure R Restructure DELAY School Improvement Status HOLD School Improvement Status

# Whitmire Community School ( High) [Newberry]

## SCHOOL PROFILE

	Our School	Change from Last Year	Middle Schools with Students Like Ours	Median Middle School
<b>Students (n=261)</b>				
Students enrolled in high school credit courses (grades 7 & 8)	17.3%	Up from 5.0%	25.1%	19.4%
Retention rate	8.7%	Up from 7.3%	1.6%	1.8%
Attendance rate	95.1%	Up from 94.9%	96.0%	95.8%
Eligible for gifted and talented	14.3%	Up from 8.1%	17.9%	15.3%
With disabilities other than speech	12.7%	Up from 12.2%	14.2%	12.9%
Out-of-school suspensions or expulsions for violent &/or criminal offenses	1.1%	Up from 0.4%	0.6%	0.7%
Annual dropout rate	1.3%	Up from 0.0%	0.0%	0.0%
<b>Teachers (n=12)</b>				
Teachers with advanced degrees	50.0%	Down from 63.6%	54.5%	55.0%
Continuing contract teachers	58.3%	Down from 72.7%	74.2%	70.6%
Teachers with emergency or provisional certificates	0.0%	Down from 10.0%	5.2%	5.4%
Teachers returning from previous year	N/A	N/A	85.2%	83.4%
Teacher attendance rate	96.3%	Up from 95.5%	94.8%	94.9%
Average teacher salary	\$39,501	Down 4.7%	\$44,670	\$44,706
Classes not taught by highly qualified teachers	0.0%	Down from 1.0%	2.1%	2.9%
<b>School</b>				
Principal's years at school	1.0	Down from 5.5	3.0	3.0
Student-teacher ratio in core subjects	19.3 to 1	Up from 18.7 to 1	20.7 to 1	20.1 to 1
Prime instructional time	91.2%	Up from 84.2%	89.3%	89.3%
Opportunities in the arts	Excellent	No Change	Good	Good
SACS accreditation	Yes	No Change	Yes	Yes
Character development program	Excellent	Up from Good	Good	Good
Dollars spent per pupil*	\$8,147	Up 1.3%	\$6,949	\$7,097
Percent of expenditures for instruction*	59.4%	Down from 62.4%	62.2%	64.4%
Percent of expenditures for teacher salaries*	52.2%	Down from 55.7%	58.9%	59.4%
% of AYP objectives met	100.0%		71.4%	69.0%

\* Prior year audited financial data available.

## EVALUATION RESULTS

	Teachers	Students*	Parents*
Number of surveys returned	10	28	12
Percent satisfied with learning environment	80.0%	53.6%	83.3%
Percent satisfied with social and physical environment	90.0%	64.3%	91.7%
Percent satisfied with school-home relations	70.0%	78.6%	83.3%

\*Only students at the highest middle school grade level at this school and their parents were included.

## REPORT OF PRINCIPAL AND SCHOOL IMPROVEMENT COUNCIL

Whitmire Community School is a PreK-12 facility located in northern Newberry County in the midst of the Sumter National Forest. WCS is accredited by the Southern Association of Colleges and Schools, a South Carolina Reading First School, and an SREB/SDE High Schools That Work site. The Palmetto Gold & Silver Awards Program recognized the elementary school (2006-2007) and the high school (2005-2007).

This is an exciting time for the school and community, as an \$8.7 million building project is in the final stages of completion. The plan includes a new PK-12 Media Center, high school classrooms, 6-12 art room, band room, and gymnasium. Presently, a number of middle/high school classrooms are housed in portables and physical education classes have to be transported across town to the old gymnasium.

Our classroom instruction is based on South Carolina curriculum standards, with our focal point being reading and writing instruction. Reading and writing instruction is integrated across all content areas, and the responsibility is equally shared by all of our teachers, students, parents, and the community. Teachers across all content areas recognize "Writers of the Month" each quarter at success assemblies. Family message journals, the Wee Deliver Postal System, author visits, and Read Across America Week provide authentic writing and reading opportunities throughout our school and community.

We continued a Measures of Academic Progress assessment program for grades 2 through 10 to measure student growth in Reading, Language Usage, Mathematics, and Science to identify each student's strengths and weaknesses. Our Data Analysis Study Group will examine MAP results along with student performance on PACT, HSAP, Odyssey, A+ software, Dominic, and classroom assessment to establish goals and objectives for ongoing school improvement. A daily enrichment/remediation period was scheduled for grades 3-8.

We continue to work toward our mission of providing a safe, nurturing environment and collaborating with families and the community to prepare all of our students for success.

Joey L. Haney, Principal  
Todd Johnson, SIC Chairman

Comprehensive detail, including definitions of rating, performance criteria, and explanations of status, is available on [www.ed.sc.gov](http://www.ed.sc.gov) and [www.eoc.sc.gov](http://www.eoc.sc.gov) as well as school and school district websites.

Printed versions are available from school districts upon request.

### Abbreviations Key

N/A Not Applicable N/AV Not Available N/C Not Collected N/R Not Reported I/S Insufficient Sample TBD To be determined  
NI Newly Identified CSI Continuing School Improvement CA Corrective Action RP Plan to Restructure R Restructure DELAY School Improvement Status HOLD School Improvement Status