



SC Annual School Report Card Summary

Marlboro County School of Discovery

Marlboro

Grades: 6-8

Enrollment: 140

Principal: Jack Swann

Superintendent: Miss Alisa Goodman

Board Chair: Mr. John McLinnis

PERFORMANCE

Comprehensive detail, including definitions of ratings, performance criteria, and explanations of status, is available on www.ed.sc.gov and www.eoc.sc.gov as well as school and school district websites. Printed versions are available from school districts upon request.

YEAR	ABSOLUTE RATING	GROWTH RATING	PALMETTO GOLD/SILVER AWARD	AYP STATUS	NCLB IMPROVEMENT STATUS
2008	Average	Average	TBD	Met	N/A
2007	Average	At-Risk	N/A	Met	N/A
2006	Average	Average	N/A	Met	N/A

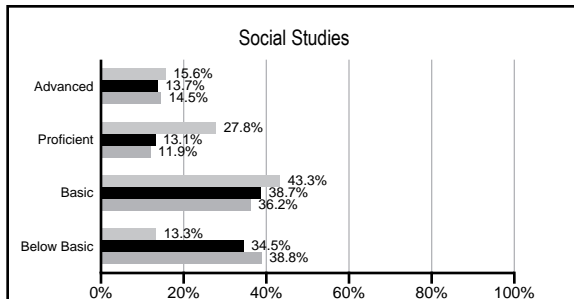
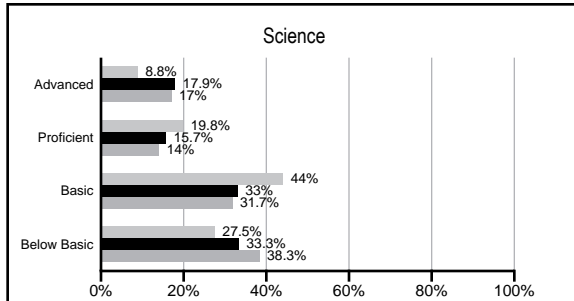
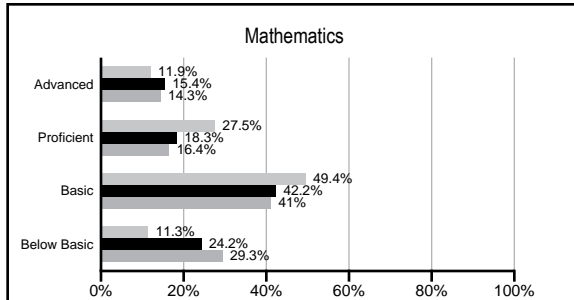
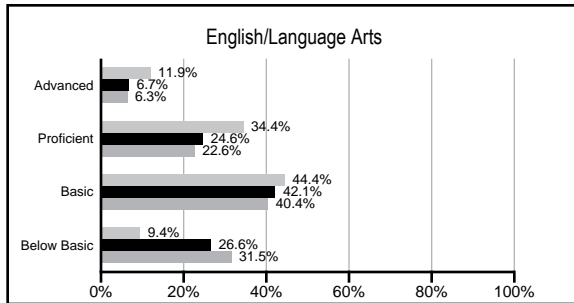
ABSOLUTE RATINGS OF MIDDLE SCHOOLS WITH STUDENTS LIKE OURS*

EXCELLENT	GOOD	AVERAGE	BELOW AVERAGE	AT-RISK
0	0	17	22	2

* Ratings are calculated with data available by 03/02/2009. Schools with Students like Ours are Middle Schools with poverty indices of no more than 5% above or below the index for this school.

PACT PERFORMANCE


Our School Middle Schools with Students Like Ours Middle schools statewide




NAEP PERFORMANCE*

* Performance reported for SC and nation, data not available at school level. Percentages at NAEP Achievement Levels.


READING - GRADE 8 (2007)



MATH - GRADE 8 (2007)



SCIENCE - GRADE 8 (2005)



END OF COURSE TESTS - 2008

% of students scoring 70 or above on:	Our Middle School	Middle Schools with Students Like Ours
Algebra 1/Math for the Technologies 2	100.0%	97.6%
English 1	95.0%	96.6%
Physical Science	0%	59.2%
All Subjects	97.5%	96.9%

SC PERFORMANCE GOAL

2010 Goal:

By 2010, SC's student achievement will be ranked in the top half of the states nationally. To achieve this goal, we must become one of the fastest improving systems in the country.

2020 Goal: TBD

Abbreviations Key

N/A Not Applicable N/AV Not Available N/C Not Collected N/R Not Reported I/S Insufficient Sample TBD To be determined

NI Newly Identified CSI Continuing School Improvement CA Corrective Action RP Plan to Restructure R Restructure DELAY School Improvement Status HOLD School Improvement Status

Marlboro County School of Discovery [Marlboro]

SCHOOL PROFILE

	Our School	Change from Last Year	Middle Schools with Students Like Ours	Median Middle School
Students (n=140)				
Students enrolled in high school credit courses (grades 7 & 8)	23.3%	Up from 22.0%	24.0%	19.4%
Retention rate	0.7%	Up from 0.0%	1.5%	1.8%
Attendance rate	97.7%	Up from 97.6%	96.0%	95.8%
Eligible for gifted and talented	32.1%	Down from 34.3%	17.8%	15.3%
With disabilities other than speech	0.0%	No Change	14.2%	12.9%
Out-of-school suspensions or expulsions for violent &/or criminal offenses	0.0%	No Change	0.6%	0.7%
Annual dropout rate	0.0%	No Change	0.0%	0.0%
Teachers (n=10)				
Teachers with advanced degrees	62.5%	Down from 70.0%	54.5%	55.0%
Continuing contract teachers	87.5%	Down from 90.0%	74.5%	70.6%
Teachers with emergency or provisional certificates	0.0%	No Change	5.2%	5.4%
Teachers returning from previous year	88.0%	Down from 96.3%	85.2%	83.4%
Teacher attendance rate	95.2%	Up from 93.7%	94.8%	94.9%
Average teacher salary	\$42,167	Down 8.9%	\$44,647	\$44,706
Classes not taught by highly qualified teachers	22.9%	Up from 3.7%	2.1%	2.9%
School				
Principal's years at school	3.0	Up from 0.0	3.0	3.0
Student-teacher ratio in core subjects	23.7 to 1	Up from 22.2 to 1	20.7 to 1	20.1 to 1
Prime instructional time	89.5%	Up from 88.3%	89.3%	89.3%
Opportunities in the arts	Excellent	No Change	Good	Good
SACS accreditation	Yes	No Change	Yes	Yes
Character development program	Good	No Change	Good	Good
Dollars spent per pupil*	\$7,295	Down 11.8%	\$6,949	\$7,097
Percent of expenditures for instruction*	51.7%	Down from 63.5%	62.2%	64.4%
Percent of expenditures for teacher salaries*	48.9%	Down from 59.0%	59.0%	59.4%
% of AYP objectives met	100.0%		71.4%	69.0%

* Prior year audited financial data available.

EVALUATION RESULTS

	Teachers	Students*	Parents*
Number of surveys returned	8	44	24
Percent satisfied with learning environment	100.0%	88.6%	91.7%
Percent satisfied with social and physical environment	100.0%	86.4%	91.7%
Percent satisfied with school-home relations	87.5%	81.8%	79.2%

*Only students at the highest middle school grade level at this school and their parents were included.

REPORT OF PRINCIPAL AND SCHOOL IMPROVEMENT COUNCIL

The Marlboro County School of Discovery continued to grow and excel during the 2007–2008 school year in both the arts and academic realms. Meeting Annual Yearly Progress once again was a tremendous accomplishment. Ours is the pilot school for the Teacher Advancement Program, a comprehensive school reform aimed at restructuring the teaching profession while attaining measurable gains in student achievement. The school earned a value-added score of 4 out of a possible 5, which is reflective of the hard work of the staff and student body.

Again this year, the school had four students recognized as South Carolina Junior Scholars. One student received the Governor's Citizenship Award. One student was a recipient of the Daughter's of the American Revolution Citizenship Award. One student was recognized at the Sandhills Science Fair, and we had twenty students inducted into the Junior Beta Club.

For the first time, the School of Discovery had an Academic Challenge Team. There were 18 members that represented the school in an admirable manner. They ranked third in their division at the Pee Dee Academic Challenge Team Tournament.

The School of Discovery Singers performed at the International Invitational Music Competition in Nashville, Tennessee, where they received first place in the Junior High Show Choir. They also received a superior rating. At the conclusion of the national competitions, they were awarded the Grand Champion for all of the competitions held by the Music Festival throughout the nation for the Junior High Show Choir division. Three of the group's soloists were recognized for superior performances.

The School of Discovery Dancers participated in Festival Disney at Disney World in Florida and won the Golden Mickey, a first place trophy, for their performance in the competition. They were commended for the choreography, their team spirit, and precision in their dance.

High expectations are the norm at the School of Discovery, and those high expectations continue to translate into positive results.

Janice Henson, Principal
Michael Woodham, SIC Chair

Comprehensive detail, including definitions of rating, performance criteria, and explanations of status, is available on www.ed.sc.gov and www.eoc.sc.gov as well as school and school district websites.

Printed versions are available from school districts upon request.

Abbreviations Key

N/A Not Applicable N/AV Not Available N/C Not Collected N/R Not Reported I/S Insufficient Sample TBD To be determined
NI Newly Identified CSI Continuing School Improvement CA Corrective Action RP Plan to Restructure R Restructure DELAY School Improvement Status HOLD School Improvement Status