



SC Annual School Report Card Summary

Clio Elementary/Middle Marlboro

Grades: PK-8

Enrollment: 239

Principal: Robert Chris Brown

Superintendent: Miss Alisa Goodman

Board Chair: Mr. John McInnis

PERFORMANCE

Comprehensive detail, including definitions of ratings, performance criteria, and explanations of status, is available on www.ed.sc.gov and www.eoc.sc.gov as well as school and school district websites. Printed versions are available from school districts upon request.

YEAR	ABSOLUTE RATING	GROWTH RATING	PALMETTO GOLD/SILVER AWARD	AYP STATUS	NCLB IMPROVEMENT STATUS
2008	At-Risk	Below Average	TBD	Not Met	RP
2007	At-Risk	At-Risk	Silver	Not Met	CA
2006	Below Average	Good	N/A	Not Met	CSI-HOLD

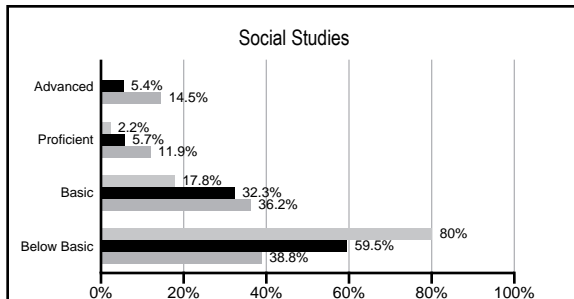
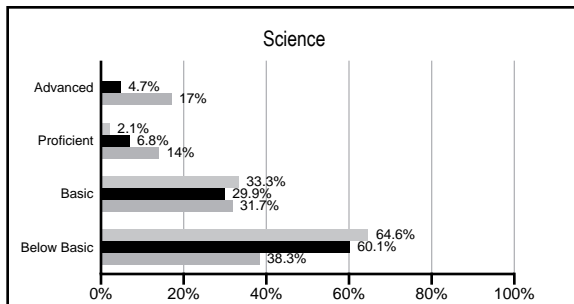
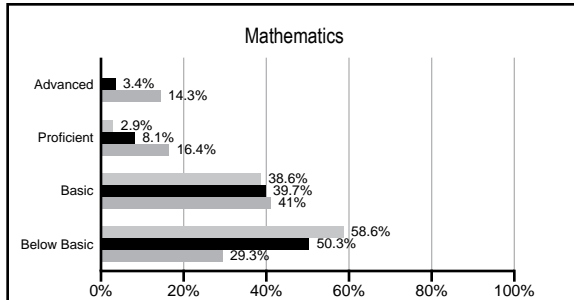
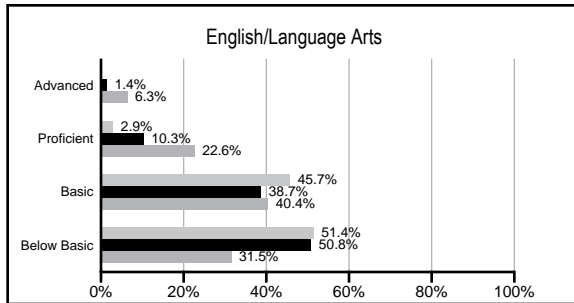
ABSOLUTE RATINGS OF MIDDLE SCHOOLS WITH STUDENTS LIKE OURS*

EXCELLENT	GOOD	AVERAGE	BELOW AVERAGE	AT-RISK
0	0	0	4	43

* Ratings are calculated with data available by 03/02/2009. Schools with Students like Ours are Middle Schools with poverty indices of no more than 5% above or below the index for this school.

PACT PERFORMANCE


Our School Middle Schools with Students Like Ours Middle schools statewide



NAEP PERFORMANCE*

* Performance reported for SC and nation, data not available at school level. Percentages at NAEP Achievement Levels.


READING - GRADE 8 (2007)



MATH - GRADE 8 (2007)



SCIENCE - GRADE 8 (2005)



END OF COURSE TESTS - 2008

% of students scoring 70 or above on:	Our Middle School	Middle Schools with Students Like Ours
Algebra 1/Math for the Technologies 2	0%	83.2%
English 1	0%	82.3%
Physical Science	0%	39.5%
All Subjects	0%	79.9%

SC PERFORMANCE GOAL

2010 Goal:

By 2010, SC's student achievement will be ranked in the top half of the states nationally. To achieve this goal, we must become one of the fastest improving systems in the country.

2020 Goal: TBD

Abbreviations Key

N/A Not Applicable N/AV Not Available N/C Not Collected N/R Not Reported I/S Insufficient Sample TBD To be determined
 NI Newly Identified CSI Continuing School Improvement CA Corrective Action RP Plan to Restructure R Restructure DELAY School Improvement Status HOLD School Improvement Status

Clio Elementary/Middle [Marlboro]

SCHOOL PROFILE

	Our School	Change from Last Year	Middle Schools with Students Like Ours	Median Middle School
Students (n=239)				
Students enrolled in high school credit courses (grades 7 & 8)	0.0%	No Change	11.3%	19.4%
Retention rate	5.0%	Down from 8.3%	3.4%	1.8%
Attendance rate	95.9%	Up from 95.8%	95.1%	95.8%
Eligible for gifted and talented	0.0%	No Change	4.7%	15.3%
With disabilities other than speech	6.3%	Up from 3.7%	13.5%	12.9%
Out-of-school suspensions or expulsions for violent &/or criminal offenses	13.4%	Up from 0.4%	0.8%	0.7%
Annual dropout rate	0.0%	Down from 1.9%	0.0%	0.0%
Teachers (n=23)				
Teachers with advanced degrees	65.2%	Down from 65.4%	54.3%	55.0%
Continuing contract teachers	47.8%	Down from 69.2%	54.5%	70.6%
Teachers with emergency or provisional certificates	21.1%	Up from 4.8%	19.1%	5.4%
Teachers returning from previous year	84.1%	Down from 91.9%	76.4%	83.4%
Teacher attendance rate	93.5%	Down from 96.0%	94.8%	94.9%
Average teacher salary	\$42,159	Down 6.5%	\$43,090	\$44,706
Classes not taught by highly qualified teachers	35.7%	Up from 33.0%	8.3%	2.9%
School				
Principal's years at school	2.0	Up from 1.0	2.0	3.0
Student-teacher ratio in core subjects	10.9 to 1	Down from 14.6 to 1	15.8 to 1	20.1 to 1
Prime instructional time	89.1%	Down from 90.0%	88.9%	89.3%
Opportunities in the arts	Fair	No Change	Good	Good
SACS accreditation	Yes	No Change	Yes	Yes
Character development program	Average	Down from Good	Good	Good
Dollars spent per pupil*	\$9,135	Up 0.4%	\$9,032	\$7,097
Percent of expenditures for instruction*	70.0%	Up from 60.1%	62.4%	64.4%
Percent of expenditures for teacher salaries*	67.3%	Up from 55.7%	54.7%	59.4%
% of AYP objectives met	53.8%		53.8%	69.0%

* Prior year audited financial data available.

EVALUATION RESULTS

	Teachers	Students*	Parents*
Number of surveys returned	22	27	20
Percent satisfied with learning environment	86.4%	96.3%	88.9%
Percent satisfied with social and physical environment	77.3%	88.5%	70.0%
Percent satisfied with school-home relations	52.4%	88.9%	95.0%

*Only students at the highest middle school grade level at this school and their parents were included.

REPORT OF PRINCIPAL AND SCHOOL IMPROVEMENT COUNCIL

Clio Elementary/Middle School is a Title 1 school that serves 235 students in grades PK-8. Our biggest highlight this year was moving into the new wing. The old one burned four years ago. The new facility has significantly improved the learning environment for students.

Our teachers have implemented new initiatives in their classrooms this year. One of them is TAP (Teacher Advancement Program). Through TAP, teacher quality of instruction is impacted through weekly cluster meetings in which they learn researched-based strategies to help raise student achievement. Other new initiatives are Anderson 5 Curriculum, Corrective Reading, and Imagine It! Reading. Our school continues to utilize the Accelerated Reader Program. District initiatives planned for next school year include implementing Everyday Math and Connected Math.

Compass Learning Odyssey, a standards-based computerized curriculum, helps students develop a foundation for literacy, strengthens their reading, language arts, math, social studies, and science skills. Measures of Academic Progress (MAP) scores are analyzed to monitor student progress and to assign lessons in Compass for students to work on. MAP scores are also used to guide differentiated classroom instruction.

PACT and benchmark data are disaggregated to address our school's weaknesses and guide our improvement plan. We have identified and offered academic assistance to targeted students in an effort to move them to the next level.

The school is being served by the following business partners: Clio Police Department, Herald Office Systems, I Have a Dream Foundation, Pop's Diner, and Pepsi Cola. Area churches are involved in the Adopt-A-Class Program, and each grade level has been adopted by a church that lends support to grade-level students and teachers. These churches include St. Peters AME Zion, St. Matthews Missionary Baptist, New Zion AME, Ebenezer Missionary Baptist, Reedy Branch Missionary Baptist, St. Michaels Hope Ministries, Trinity United Methodist, Asbury United Methodist, Mt. Tabor Missionary Baptist, and Sandy Grove Missionary Baptist.

An ongoing goal is to increase our parental involvement. We continue to open our parent resource center to parents, hold Open House, Grandparents' Day Luncheon, Pastries for Parents, Subs for Moms, Progress Report Conference Nights, PACT Night, and PTA and SIC meetings. We added a new, eight-week program called "Strengthening Families." The program focuses on improving communications between home and school and other important topics of interest to parents and their families. We look forward to the future accomplishments and improvements that we will experience by working together with students, parents, business partners, and the community at large. Our goal is to make a positive impact in the education and lives of our students.

Diane Grant, Principal
Latoya Thompson, SIC President

Comprehensive detail, including definitions of rating, performance criteria, and explanations of status, is available on www.ed.sc.gov and www.eoc.sc.gov as well as school and school district websites.

Printed versions are available from school districts upon request.

Abbreviations Key

N/A Not Applicable N/AV Not Available N/C Not Collected N/R Not Reported I/S Insufficient Sample TBD To be determined
NI Newly Identified CSI Continuing School Improvement CA Corrective Action RP Plan to Restructure R Restructure DELAY School Improvement Status HOLD School Improvement Status