



SC Annual School Report Card Summary

Dutch Fork Middle
Lexington/Richland 5
Grades: 7-8 Enrollment: 1,014
Principal: Roderic F. Taylor
Superintendent: Dr. Herbert Berg
Board Chair: Paula Hite

PERFORMANCE

Comprehensive detail, including definitions of ratings, performance criteria, and explanations of status, is available on www.ed.sc.gov and www.eoc.sc.gov as well as school and school district websites. Printed versions are available from school districts upon request.

YEAR	ABSOLUTE RATING	GROWTH RATING	PALMETTO GOLD/SILVER AWARD	AYP STATUS	NCLB IMPROVEMENT STATUS
2008	Good	At-Risk	TBD	Not Met	N/A
2007	Good	At-Risk	N/A	Not Met	N/A
2006	Good	At-Risk	N/A	Not Met	N/A

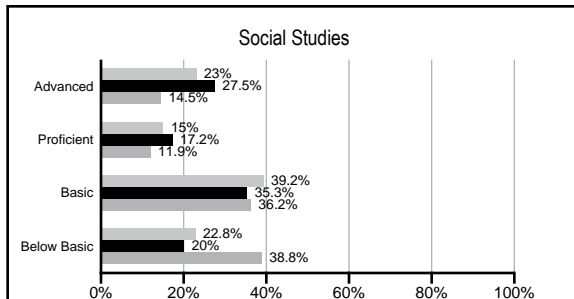
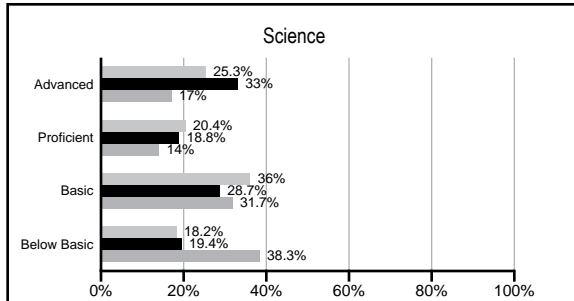
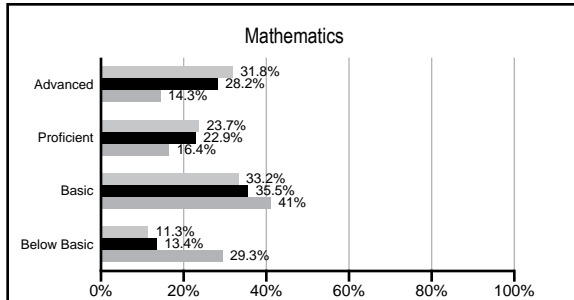
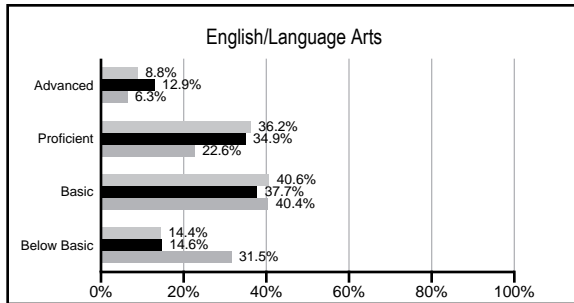
ABSOLUTE RATINGS OF MIDDLE SCHOOLS WITH STUDENTS LIKE OURS*

EXCELLENT	GOOD	AVERAGE	BELOW AVERAGE	AT-RISK
0	8	2	0	0

* Ratings are calculated with data available by 03/02/2009. Schools with Students like Ours are Middle Schools with poverty indices of no more than 5% above or below the index for this school.

PACT PERFORMANCE


Our School Middle Schools with Students Like Ours Middle schools statewide




NAEP PERFORMANCE*

* Performance reported for SC and nation, data not available at school level. Percentages at NAEP Achievement Levels.


READING - GRADE 8 (2007)



MATH - GRADE 8 (2007)



SCIENCE - GRADE 8 (2005)



END OF COURSE TESTS - 2008

% of students scoring 70 or above on:	Our Middle School	Middle Schools with Students Like Ours
Algebra 1/Math for the Technologies 2	100.0%	99.7%
English 1	0%	87.8%
Physical Science	0%	0%
All Subjects	98.9%	99.2%

SC PERFORMANCE GOAL

2010 Goal:
By 2010, SC's student achievement will be ranked in the top half of the states nationally. To achieve this goal, we must become one of the fastest improving systems in the country.

2020 Goal: TBD

Abbreviations Key

N/A Not Applicable N/AV Not Available N/C Not Collected N/R Not Reported I/S Insufficient Sample TBD To be determined
 NI Newly Identified CSI Continuing School Improvement CA Corrective Action RP Plan to Restructure R Restructure DELAY School Improvement Status HOLD School Improvement Status

Dutch Fork Middle [Lexington/Richland 5]

SCHOOL PROFILE

	Our School	Change from Last Year	Middle Schools with Students Like Ours	Median Middle School
Students (n=1,014)				
Students enrolled in high school credit courses (grades 7 & 8)	95.9%	Up from 75.7%	41.2%	19.4%
Retention rate	0.7%	Down from 2.9%	0.8%	1.8%
Attendance rate	97.0%	Up from 96.8%	96.8%	95.8%
Eligible for gifted and talented	36.0%	Up from 34.6%	27.9%	15.3%
With disabilities other than speech	7.5%	Down from 7.8%	8.8%	12.9%
Out-of-school suspensions or expulsions for violent &/or criminal offenses	0.7%	Down from 0.8%	0.7%	0.7%
Annual dropout rate	0.0%	No Change	0.0%	0.0%
Teachers (n=72)				
Teachers with advanced degrees	50.0%	Down from 53.5%	62.4%	55.0%
Continuing contract teachers	75.0%	Up from 71.8%	77.3%	70.6%
Teachers with emergency or provisional certificates	8.1%	Down from 11.3%	1.9%	5.4%
Teachers returning from previous year	78.6%	Down from 80.5%	86.1%	83.4%
Teacher attendance rate	93.3%	Down from 94.4%	95.2%	94.9%
Average teacher salary	\$47,492	Up 5.0%	\$45,863	\$44,706
Classes not taught by highly qualified teachers	2.7%	Down from 3.3%	1.0%	2.9%
School				
Principal's years at school	3.0	Up from 2.0	4.0	3.0
Student-teacher ratio in core subjects	20.3 to 1	Down from 21.0 to 1	23.6 to 1	20.1 to 1
Prime instructional time	89.0%	Down from 90.1%	89.8%	89.3%
Opportunities in the arts	Excellent	No Change	Excellent	Good
SACS accreditation	Yes	No Change	Yes	Yes
Character development program	Excellent	No Change	Good	Good
Dollars spent per pupil*	\$7,569	Up 3.7%	\$6,779	\$7,097
Percent of expenditures for instruction*	59.6%	Down from 61.1%	66.4%	64.4%
Percent of expenditures for teacher salaries*	58.0%	Down from 59.6%	59.4%	59.4%
% of AYP objectives met	85.7%		76.4%	69.0%

* Prior year audited financial data available.

EVALUATION RESULTS

	Teachers	Students*	Parents*
Number of surveys returned	57	472	91
Percent satisfied with learning environment	84.2%	77.4%	90.0%
Percent satisfied with social and physical environment	89.5%	78.3%	87.8%
Percent satisfied with school-home relations	86.0%	84.5%	81.3%

*Only students at the highest middle school grade level at this school and their parents were included.

REPORT OF PRINCIPAL AND SCHOOL IMPROVEMENT COUNCIL

The mission of Dutch Fork Middle School (DFMS)—where excellence is the standard and connections to the past, present, and future are imperative—is to ensure that early adolescents prepare for productive citizenship in a global society by exploring and succeeding within a rigorous academic program in a nurturing environment that involves the entire community. During the 2007-2008 school year, DFMS celebrated its 10-year anniversary as we continued our tradition of excellence and accomplishments.

The Academic Team placed first in the state at the Knowledge Master Open. Four students won science fair awards at the school, district, and the regional level at the USC Region II Science and Engineering Fair. The band, chorus, and orchestra all received Superior ratings at state and regional competitions, with several students participating in District and Region Orchestra, All-Region, and All-State Band. The drama department performed and directed three outstanding plays. Both boys' and girls' basketball teams finished second in the PAC 14 Conference, while the cheerleading squad took home four first-place competition victories.

A 7th-grade student won first place at the Junior Beta Club Convention for her essay "Beta...An Ocean of Opportunity." An 8th-grade student won the Lieutenant Governor's Writing Contest, while another 8th-grade student received the Governor's Citizenship Award. Our Beta Club and Student Council both helped bolster school pride and volunteerism throughout our school. Mock Trial competed successfully in the state competition. The Unity Council and S.A.V.E program sponsored activities to promote diversity, understanding, and appreciation, and they sought to promote a safe school environment.

Gaining National Board Certification was Sonya Archie, 8th-grade language arts teacher. Trina Dickerson, 8th-grade science teacher, received the "Bright Ideas" grant from MCEC. Kristi Grooms, 8th-grade language arts teacher, was named Teacher of the Year; and Dawn Bailey, school nurse, was elected Support Staff Employee of the Year.

DFMS continued to partner with businesses such as Intel, sponsor of our Lego team. They were recognized as Volunteer of the Year by the State Department of Education. We celebrated National Education Week by hosting several "guest educators," including local radio & television personalities, a school board member, and two state representatives. Parents volunteered and served on the DFMS School Improvement Council and PTSO board, providing leadership as the school, parents and community members worked to actualize our school's mission.

We continue to stress rigor, relevance, and relationships in our instructional program as we work to maintain excellence. Thus, DFMS continues to realize the school motto: "shaping the future...making connections" for all students.

Mrs. Debbie Iacono, SIC Chair
Roderic F. Taylor, Principal

Comprehensive detail, including definitions of rating, performance criteria, and explanations of status, is available on www.ed.sc.gov and www.eoc.sc.gov as well as school and school district websites.

Printed versions are available from school districts upon request.

Abbreviations Key

N/A Not Applicable N/AV Not Available N/C Not Collected N/R Not Reported I/S Insufficient Sample TBD To be determined
NI Newly Identified CSI Continuing School Improvement CA Corrective Action RP Plan to Restructure R Restructure DELAY School Improvement Status HOLD School Improvement Status