



# SC Annual School Report Card Summary

**CrossRoads Middle**  
**Lexington/Richland 5**  
**Grades: 6** Enrollment: 1,000  
**Principal: Barbara L. Turner**  
**Superintendent: Dr. Herbert Berg**  
**Board Chair: Paula Hite**

## PERFORMANCE

Comprehensive detail, including definitions of ratings, performance criteria, and explanations of status, is available on [www.ed.sc.gov](http://www.ed.sc.gov) and [www.eoc.sc.gov](http://www.eoc.sc.gov) as well as school and school district websites. Printed versions are available from school districts upon request.

YEAR	ABSOLUTE RATING	GROWTH RATING	PALMETTO GOLD/SILVER AWARD	AYP STATUS	NCLB IMPROVEMENT STATUS
2008	Good	Good	TBD	Not Met	N/A
2007	Good	Average	Gold	Not Met	N/A
2006	Excellent	Excellent	Gold	Not Met	N/A

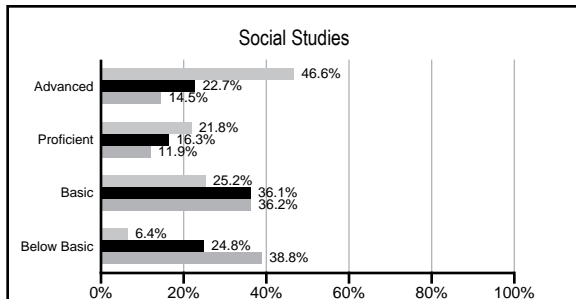
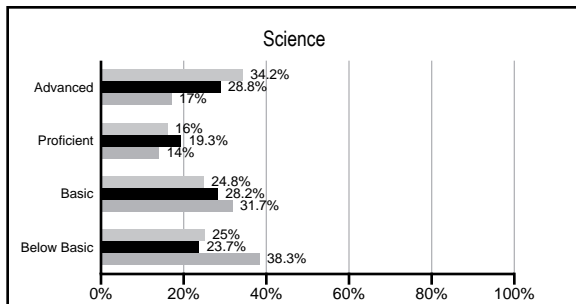
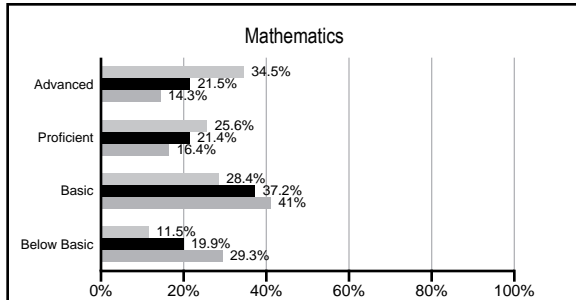
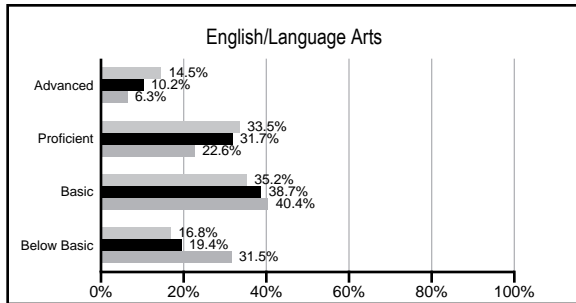
## ABSOLUTE RATINGS OF MIDDLE SCHOOLS WITH STUDENTS LIKE OURS\*

EXCELLENT	GOOD	AVERAGE	BELOW AVERAGE	AT-RISK
0	5	8	0	1

\* Ratings are calculated with data available by 03/02/2009. Schools with Students like Ours are Middle Schools with poverty indices of no more than 5% above or below the index for this school.

## PACT PERFORMANCE

Our School Middle Schools with Students Like Ours Middle schools statewide



## NAEP PERFORMANCE\*

\* Performance reported for SC and nation, data not available at school level. Percentages at NAEP Achievement Levels.

### READING – GRADE 8 (2007)

Entity	% Below Basic	% Basic, Proficient, and Advanced
South Carolina	31	44
Nation	27	43

Legend: Below Basic (dark grey), Basic (light grey), Proficient (medium grey), Advanced (black)

### MATH – GRADE 8 (2007)

Entity	% Below Basic	% Basic, Proficient, and Advanced
South Carolina	29	39
Nation	30	39

Legend: Below Basic (dark grey), Basic (light grey), Proficient (medium grey), Advanced (black)

### SCIENCE – GRADE 8 (2005)

Entity	% Below Basic	% Basic, Proficient, and Advanced
South Carolina	46	31
Nation	43	30

Legend: Below Basic (dark grey), Basic (light grey), Proficient (medium grey), Advanced (black)

## END OF COURSE TESTS - 2008

% of students scoring 70 or above on:	Our Middle School	Middle Schools with Students Like Ours
Algebra 1/Math for the Technologies 2	0%	94.8%
English 1	0%	94.7%
Physical Science	0%	50.0%
All Subjects	0%	95.1%

## SC PERFORMANCE GOAL

2010 Goal:

*By 2010, SC's student achievement will be ranked in the top half of the states nationally. To achieve this goal, we must become one of the fastest improving systems in the country.*

2020 Goal: TBD

### Abbreviations Key

N/A Not Applicable N/AV Not Available N/C Not Collected N/R Not Reported I/S Insufficient Sample TBD To be determined  
 NI Newly Identified CSI Continuing School Improvement CA Corrective Action RP Plan to Restructure R Restructure DELAY School Improvement Status HOLD School Improvement Status

# CrossRoads Middle [Lexington/Richland 5]

## SCHOOL PROFILE

	Our School	Change from Last Year	Middle Schools with Students Like Ours	Median Middle School
<b>Students (n=1,000)</b>				
Students enrolled in high school credit courses (grades 7 & 8)	N/R	N/R	30.2%	19.4%
Retention rate	2.5%	No Change	1.6%	1.8%
Attendance rate	96.3%	Down from 96.4%	96.3%	95.8%
Eligible for gifted and talented	33.7%	Up from 32.9%	26.8%	15.3%
With disabilities other than speech	7.2%	Up from 6.1%	9.2%	12.9%
Out-of-school suspensions or expulsions for violent &/or criminal offenses	0.1%	No Change	1.4%	0.7%
Annual dropout rate	N/A	N/A	0.0%	0.0%
<b>Teachers (n=77)</b>				
Teachers with advanced degrees	59.7%	Up from 57.5%	59.2%	55.0%
Continuing contract teachers	85.7%	Down from 94.5%	74.8%	70.6%
Teachers with emergency or provisional certificates	1.4%	No Change	3.9%	5.4%
Teachers returning from previous year	91.7%	Up from 91.2%	83.6%	83.4%
Teacher attendance rate	94.4%	Up from 94.1%	95.5%	94.9%
Average teacher salary	\$52,759	Up 5.8%	\$47,163	\$44,706
Classes not taught by highly qualified teachers	1.0%	Down from 13.9%	0.5%	2.9%
<b>School</b>				
Principal's years at school	7.0	Up from 6.0	4.8	3.0
Student-teacher ratio in core subjects	19.1 to 1	Down from 19.9 to 1	21.8 to 1	20.1 to 1
Prime instructional time	90.0%	Up from 89.9%	90.5%	89.3%
Opportunities in the arts	Good	No Change	Good	Good
SACS accreditation	Yes	No Change	Yes	Yes
Character development program	Excellent	No Change	Excellent	Good
Dollars spent per pupil*	\$7,831	Up 6.1%	\$6,285	\$7,097
Percent of expenditures for instruction*	62.6%	Down from 63.6%	66.5%	64.4%
Percent of expenditures for teacher salaries*	60.9%	Down from 62.1%	63.1%	59.4%
% of AYP objectives met	81.0%		77.7%	69.0%

\* Prior year audited financial data available.

## EVALUATION RESULTS

	Teachers	Students*	Parents*
Number of surveys returned	75	915	336
Percent satisfied with learning environment	100.0%	76.6%	81.6%
Percent satisfied with social and physical environment	100.0%	75.0%	79.7%
Percent satisfied with school-home relations	94.7%	82.2%	74.3%

\*Only students at the highest middle school grade level at this school and their parents were included.

## REPORT OF PRINCIPAL AND SCHOOL IMPROVEMENT COUNCIL

The mission statement for CrossRoads Middle School describes our school as a place where "children are cherished and challenged" at a true crossroads in their lives. We take our mission statement to heart in everything that we do. It guides all our decisions, and we work to be faithful to it in all our actions. CrossRoads considers itself and the community it serves to be a closely-knit family, working together to provide the best educational possibilities for all students. We believe it is important to recognize our diverse population, and we work to create a friendly and welcoming atmosphere for everyone.

We are indeed proud of our accomplished students and staff members. In 2007-08, almost 400 students were initiated into the National Junior Beta Club. We continued our focus on a family-friendly environment. Weekly school and team newsletters, email, and a frequently updated website kept our parents informed and connected to our school. InTouch, a web-based program, allowed parents to view their child's attendance, discipline records, and grades. Three more teachers were designated National Board Certified Teachers, bringing the total number of teachers earning this certification to 20. CrossRoads was a recipient of the Palmetto Silver Award, recognizing our students' excellent performance on the 2007 PACT.

Last year, we had over 900 students involved in single-gender classes for the four core content areas. This initiative has been very successful for our students. Teachers and parents report that students have been more focused, tried new challenges, and achieved better grades than in previous school years. Students report that they feel more confident in the core content classes. In a comparison of CrossRoads' students to a national sample, MAP results indicate that students in single-gender classes at CrossRoads for the 2007-08 school year performed extraordinarily well, exceeding the performance of their counterparts in mixed-gender classes.

Our exceptionally well-qualified and dedicated teachers worked to provide students with an academic toolbox to prepare them for the secondary experience. Teachers aligned instruction with state standards through curriculum mapping. To address academic weaknesses, students participated in academic assistance twice weekly during the school day. PACT Blitz, an after-school program, was initiated to provide a PACT review of for any student who wished to participate.

CrossRoads takes pride in its enthusiastic commitment to make sixth-grade unforgettable for all of our students. We encourage your participation in the activities of our school and appreciate your continued support as we work to provide the best in educational opportunities.

Lynn Fralick, SIC Chair  
Barbara L. Turner, Principal

Comprehensive detail, including definitions of rating, performance criteria, and explanations of status, is available on [www.ed.sc.gov](http://www.ed.sc.gov) and [www.eoc.sc.gov](http://www.eoc.sc.gov) as well as school and school district websites.

Printed versions are available from school districts upon request.

### Abbreviations Key

N/A Not Applicable N/AV Not Available N/C Not Collected N/R Not Reported I/S Insufficient Sample TBD To be determined  
NI Newly Identified CSI Continuing School Improvement CA Corrective Action RP Plan to Restructure R Restructure DELAY School Improvement Status HOLD School Improvement Status