



SC Annual School Report Card Summary

Sandhills Middle
Lexington 4
Grades: 7-8 Enrollment: 515
Principal: Justin Nutter
Superintendent: Dr. Linda Hawkins
Board Chair: Mr. Jim St. Clair

PERFORMANCE

Comprehensive detail, including definitions of ratings, performance criteria, and explanations of status, is available on www.ed.sc.gov and www.eoc.sc.gov as well as school and school district websites. Printed versions are available from school districts upon request.

YEAR	ABSOLUTE RATING	GROWTH RATING	PALMETTO GOLD/SILVER AWARD	AYP STATUS	NCLB IMPROVEMENT STATUS
2008	Below Average	At-Risk	TBD	Not Met	N/A
2007	Below Average	At-Risk	N/A	Not Met	N/A
2006	Below Average	At-Risk	N/A	Not Met	N/A

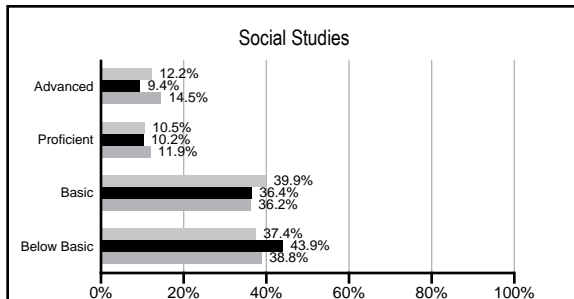
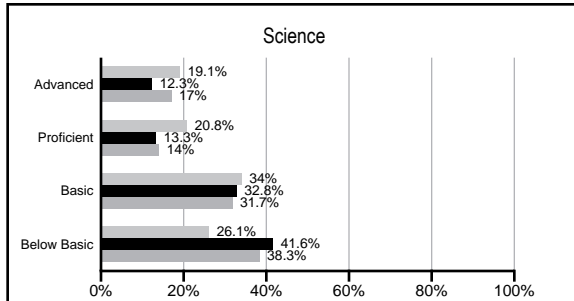
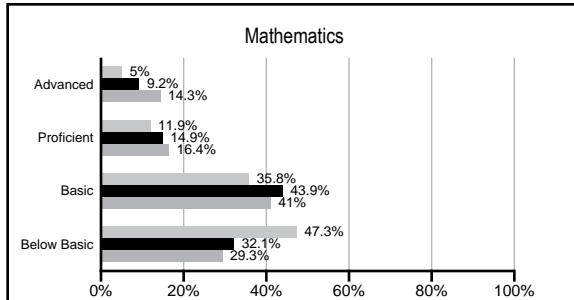
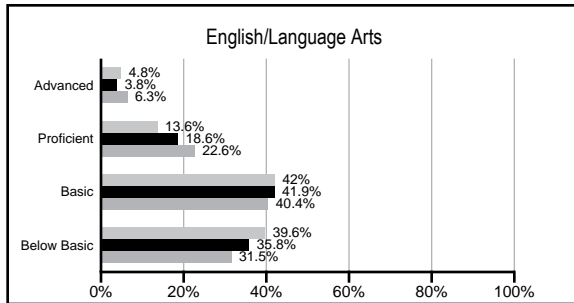
ABSOLUTE RATINGS OF MIDDLE SCHOOLS WITH STUDENTS LIKE OURS*

EXCELLENT	GOOD	AVERAGE	BELOW AVERAGE	AT-RISK
0	0	2	21	16

* Ratings are calculated with data available by 03/02/2009. Schools with Students like Ours are Middle Schools with poverty indices of no more than 5% above or below the index for this school.

PACT PERFORMANCE


Our School Middle Schools with Students Like Ours Middle schools statewide



NAEP PERFORMANCE*

* Performance reported for SC and nation, data not available at school level. Percentages at NAEP Achievement Levels.


READING - GRADE 8 (2007)



MATH - GRADE 8 (2007)



SCIENCE - GRADE 8 (2005)



END OF COURSE TESTS - 2008

% of students scoring 70 or above on:	Our Middle School	Middle Schools with Students Like Ours
Algebra 1/Math for the Technologies 2	64.5%	94.1%
English 1	94.1%	94.1%
Physical Science	0%	0%
All Subjects	71.2%	92.2%

SC PERFORMANCE GOAL

2010 Goal:

By 2010, SC's student achievement will be ranked in the top half of the states nationally. To achieve this goal, we must become one of the fastest improving systems in the country.

2020 Goal: TBD

Abbreviations Key

N/A Not Applicable N/AV Not Available N/C Not Collected N/R Not Reported I/S Insufficient Sample TBD To be determined
 NI Newly Identified CSI Continuing School Improvement CA Corrective Action RP Plan to Restructure R Restructure DELAY School Improvement Status HOLD School Improvement Status

Sandhills Middle [Lexington 4]

SCHOOL PROFILE

	Our School	Change from Last Year	Middle Schools with Students Like Ours	Median Middle School
Students (n=515)				
Students enrolled in high school credit courses (grades 7 & 8)	47.2%	Down from 53.0%	15.2%	19.4%
Retention rate	0.6%	Up from 0.5%	3.0%	1.8%
Attendance rate	94.7%	Up from 94.1%	95.4%	95.8%
Eligible for gifted and talented	14.4%	Up from 12.8%	11.2%	15.3%
With disabilities other than speech	14.0%	Down from 17.5%	14.0%	12.9%
Out-of-school suspensions or expulsions for violent &/or criminal offenses	1.4%	Down from 5.5%	1.0%	0.7%
Annual dropout rate	0.0%	No Change	0.0%	0.0%
Teachers (n=37)				
Teachers with advanced degrees	48.6%	Down from 50.0%	53.9%	55.0%
Continuing contract teachers	40.5%	Down from 67.5%	63.0%	70.6%
Teachers with emergency or provisional certificates	18.2%	Up from 6.9%	8.3%	5.4%
Teachers returning from previous year	73.7%	Down from 75.9%	80.2%	83.4%
Teacher attendance rate	93.8%	Down from 95.0%	95.0%	94.9%
Average teacher salary	\$37,807	Down 0.2%	\$44,443	\$44,706
Classes not taught by highly qualified teachers	17.1%	Up from 9.4%	2.9%	2.9%
School				
Principal's years at school	1.0	Down from 7.0	2.0	3.0
Student-teacher ratio in core subjects	21.7 to 1	Up from 20.7 to 1	19.9 to 1	20.1 to 1
Prime instructional time	86.8%	Down from 87.1%	88.7%	89.3%
Opportunities in the arts	Excellent	No Change	Good	Good
SACS accreditation	Yes	No Change	Yes	Yes
Character development program	Good	No Change	Good	Good
Dollars spent per pupil*	\$7,595	Up 1.5%	\$7,499	\$7,097
Percent of expenditures for instruction*	54.6%	Down from 59.2%	64.0%	64.4%
Percent of expenditures for teacher salaries*	50.3%	No Change	58.8%	59.4%
% of AYP objectives met	57.1%		61.7%	69.0%

* Prior year audited financial data available.

EVALUATION RESULTS

	Teachers	Students*	Parents*
Number of surveys returned	30	231	95
Percent satisfied with learning environment	100.0%	62.0%	67.8%
Percent satisfied with social and physical environment	100.0%	71.4%	68.1%
Percent satisfied with school-home relations	89.7%	77.9%	65.6%

*Only students at the highest middle school grade level at this school and their parents were included.

REPORT OF PRINCIPAL AND SCHOOL IMPROVEMENT COUNCIL

Students, parents, faculty, and staff at Sandhills Middle School are proud to work together to create an exemplary learning community that embodies our mission of "being and creating lifelong learners in a safe and supportive environment."

During the 2007-08 school year, our learning community focused on building our capacity to actively utilize student performance data to inform and guide instruction. Our team continued to develop common formative and summative assessments in all content areas. The collaborative analysis of these assessments enabled us to intentionally focus instruction on specific student needs.

Our commitment to ensure student performance at the highest level was demonstrated in our focus on providing proactive assistance to academically and behaviorally at-risk students. We implemented a Response to Intervention framework to identify and address specific needs of at-risk students through the assistance of the entire school community. The formation of our STARS Team (Support Team for At-Risk Students) helped us mentor and provide individual assistance to students who need additional support to experience success.

Sandhills Middle continues to seek to meet diverse needs of our students by providing a program of courses that foster individual growth and career development. SMS is excited to be one of six middle schools statewide to participate in the South Carolina Algebra Project. This partnership helped our eighth-grade teachers and students meet the challenge of Algebra I at the middle level. The expansion of our Keyboarding I offering to seventh graders added to opportunities for our students to earn high school credit. Our gifted and talented students continue to participate in the Project Lead the Way pre-engineering and robotics curriculum. Our focus on the inclusion of special education students continues to provide purposeful and rigorous learning for all students. The formation of our jazz band, hand bell choir, and French exploratory classes added to our students' choices in the arts, which already included our award-winning band, art, and drama programs.

We congratulate our eighth-grade parents for having 100% participation in Individual Graduation Plan conferences with our career specialist and guidance department. Our parents have been outstanding in attending parent conferences, our third annual Parent University, and in their support of our students and school!

As we move into the 2008-09 school year, SMS is committed to continuing to establish high standards by creating a learning environment that ensures student performance at the highest level. Our future challenges include the continued utilization of data to inform instruction, the engagement of students in critical literacy across all subject areas, and the continued development of our systematic strategic intervention program.

Justin Nutter, Principal
Brian Marcum, School Improvement Council Chair

Comprehensive detail, including definitions of rating, performance criteria, and explanations of status, is available on www.ed.sc.gov and www.eoc.sc.gov as well as school and school district websites.

Printed versions are available from school districts upon request.

Abbreviations Key

N/A Not Applicable N/AV Not Available N/C Not Collected N/R Not Reported I/S Insufficient Sample TBD To be determined
NI Newly Identified CSI Continuing School Improvement CA Corrective Action RP Plan to Restructure R Restructure DELAY School Improvement Status HOLD School Improvement Status