



SC Annual School Report Card Summary

Gilbert Middle
Lexington 1
Grades: 6-8 Enrollment: 692
Principal: Benjamin D. Ricard
Superintendent: Dr. Karen C. Woodward
Board Chair: G. Edwin Harmon, Ph.D.

PERFORMANCE

Comprehensive detail, including definitions of ratings, performance criteria, and explanations of status, is available on www.ed.sc.gov and www.eoc.sc.gov as well as school and school district websites. Printed versions are available from school districts upon request.

YEAR	ABSOLUTE RATING	GROWTH RATING	PALMETTO GOLD/SILVER AWARD	AYP STATUS	NCLB IMPROVEMENT STATUS
2008	Average	Below Average	TBD	Not Met	N/A
2007	Average	At-Risk	N/A	Not Met	N/A
2006	Average	At-Risk	N/A	Not Met	N/A

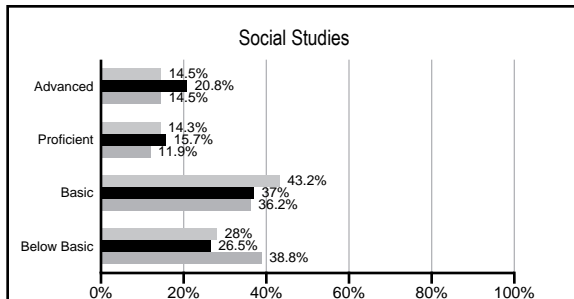
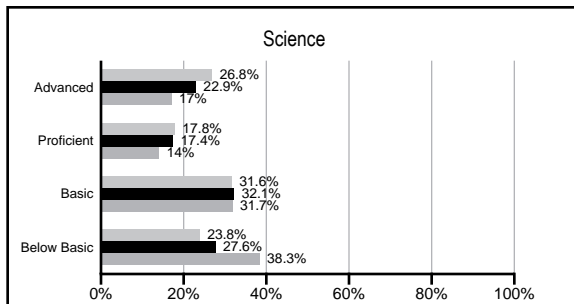
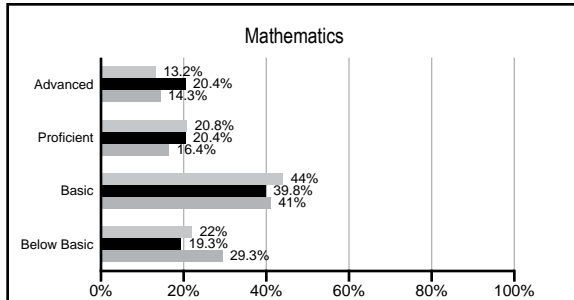
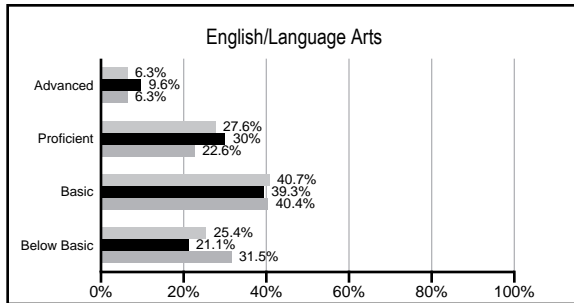
ABSOLUTE RATINGS OF MIDDLE SCHOOLS WITH STUDENTS LIKE OURS*

EXCELLENT	GOOD	AVERAGE	BELOW AVERAGE	AT-RISK
0	5	34	6	1

* Ratings are calculated with data available by 03/02/2009. Schools with Students like Ours are Middle Schools with poverty indices of no more than 5% above or below the index for this school.


PACT PERFORMANCE

Our School Middle Schools with Students Like Ours Middle schools statewide



NAEP PERFORMANCE*

* Performance reported for SC and nation, data not available at school level. Percentages at NAEP Achievement Levels.



END OF COURSE TESTS - 2008

% of students scoring 70 or above on:	Our Middle School	Middle Schools with Students Like Ours
Algebra 1/Math for the Technologies 2	100.0%	98.4%
English 1	98.5%	94.6%
Physical Science	0%	28.0%
All Subjects	99.1%	97.8%

SC PERFORMANCE GOAL

2010 Goal:
By 2010, SC's student achievement will be ranked in the top half of the states nationally. To achieve this goal, we must become one of the fastest improving systems in the country.

2020 Goal: TBD

Abbreviations Key

N/A Not Applicable N/AV Not Available N/C Not Collected N/R Not Reported I/S Insufficient Sample TBD To be determined
 NI Newly Identified CSI Continuing School Improvement CA Corrective Action RP Plan to Restructure R Restructure DELAY School Improvement Status HOLD School Improvement Status

Gilbert Middle [Lexington 1]

SCHOOL PROFILE

	Our School	Change from Last Year	Middle Schools with Students Like Ours	Median Middle School
Students (n=692)				
Students enrolled in high school credit courses (grades 7 & 8)	14.9%	Up from 14.1%	25.2%	19.4%
Retention rate	2.0%	Up from 1.7%	1.7%	1.8%
Attendance rate	95.8%	No Change	96.1%	95.8%
Eligible for gifted and talented	17.6%	Down from 18.3%	21.1%	15.3%
With disabilities other than speech	14.9%	Up from 13.3%	11.4%	12.9%
Out-of-school suspensions or expulsions for violent &/or criminal offenses	0.6%	Down from 1.7%	0.9%	0.7%
Annual dropout rate	0.0%	Down from 0.2%	0.0%	0.0%
Teachers (n=54)				
Teachers with advanced degrees	63.0%	Down from 64.2%	56.0%	55.0%
Continuing contract teachers	74.1%	Down from 77.4%	74.4%	70.6%
Teachers with emergency or provisional certificates	4.2%	Down from 4.3%	3.7%	5.4%
Teachers returning from previous year	82.9%	Down from 84.7%	85.8%	83.4%
Teacher attendance rate	95.1%	Up from 94.0%	95.0%	94.9%
Average teacher salary	\$46,111	Up 4.8%	\$45,165	\$44,706
Classes not taught by highly qualified teachers	0.0%	Down from 1.8%	2.5%	2.9%
School				
Principal's years at school	2.0	Up from 1.0	3.0	3.0
Student-teacher ratio in core subjects	21.4 to 1	No Change	22.3 to 1	20.1 to 1
Prime instructional time	89.3%	Up from 88.7%	89.8%	89.3%
Opportunities in the arts	Excellent	No Change	Good	Good
SACS accreditation	Yes	No Change	Yes	Yes
Character development program	Excellent	No Change	Good	Good
Dollars spent per pupil*	\$7,249	No Change	\$6,409	\$7,097
Percent of expenditures for instruction*	64.9%	Down from 65.1%	66.4%	64.4%
Percent of expenditures for teacher salaries*	62.7%	Down from 62.8%	61.8%	59.4%
% of AYP objectives met	73.9%		73.9%	69.0%

* Prior year audited financial data available.

EVALUATION RESULTS

	Teachers	Students*	Parents*
Number of surveys returned	50	224	119
Percent satisfied with learning environment	100.0%	71.9%	83.2%
Percent satisfied with social and physical environment	100.0%	73.0%	82.8%
Percent satisfied with school-home relations	98.0%	79.9%	76.3%

*Only students at the highest middle school grade level at this school and their parents were included.

REPORT OF PRINCIPAL AND SCHOOL IMPROVEMENT COUNCIL

The students and faculty of Gilbert Middle School have enjoyed another successful year in the classroom and in the community.

Our students, working through the Student Council, decided to focus their efforts on recycling this year. The project began with the collection of cardboard and was soon expanded to include paper as well. Each week, classes spent part of their lunch time collecting, breaking down, and storing cardboard boxes for recycling. The response was outstanding, and plans are already being made to expand the project even more during the 2008–2009 school year. In addition to their recycling efforts, GMS students participated in community-service projects for Relay For Life and collected canned food for Lexington Interfaith Community Services.

GMS is home to outstanding athletic and arts programs. Our teams continue to excel on the playing field, and our band, chorus, and orchestra consistently receive superior and excellent ratings at state festivals.

This year, the GMS Student Council received top honors at the South Carolina Association of Student Councils' state conference for the leadership project they submitted. GMS students also received individual recognition at this year's Math-A-Thon.

Data continues to drive the instructional decisions here at GMS. Teachers use the data provided by the Measure of Academic Progress tests to aid planning lessons, set individual student goals, and differentiate instruction. With the Making Middle Grades Work initiative coupled with our School Improvement Plan and the S.C. Reading Initiative–Middle Grades, we have focused our efforts to raise student achievement. This year we focused in particular on improving the reading performance and stamina of our male students. Reading Council members and teachers used our silent, sustained reading time to conduct talks about books of high interest to males.

This year, it was also our goal to give each student a book to enjoy during the summer. Thanks to the help of our business partners, we were able to give each rising sixth, seventh, and eighth-grade student their choice of one of three books by Gordon Korman. The students were encouraged to read the book during the summer in preparation for the author's visit to our school in September of 2008.

We are grateful for our community's involvement in our school. The PTSA and SIC have worked very hard to enhance each student's educational experience at GMS. We thank them for their efforts.

Benji Ricard, Principal
Gail Provost, SIC Chair

Comprehensive detail, including definitions of rating, performance criteria, and explanations of status, is available on www.ed.sc.gov and www.eoc.sc.gov as well as school and school district websites.

Printed versions are available from school districts upon request.

Abbreviations Key

N/A Not Applicable N/AV Not Available N/C Not Collected N/R Not Reported I/S Insufficient Sample TBD To be determined
NI Newly Identified CSI Continuing School Improvement CA Corrective Action RP Plan to Restructure R Restructure DELAY School Improvement Status HOLD School Improvement Status