



SC Annual School Report Card Summary

Lexington Middle
 Lexington 1
 Grades: 6-8 Enrollment: 1,058
 Principal: Laura S. McMahan
 Superintendent: Dr. Karen C. Woodward
 Board Chair: G. Edwin Harmon, Ph.D.

PERFORMANCE

Comprehensive detail, including definitions of ratings, performance criteria, and explanations of status, is available on www.ed.sc.gov and www.eoc.sc.gov as well as school and school district websites. Printed versions are available from school districts upon request.

YEAR	ABSOLUTE RATING	GROWTH RATING	PALMETTO GOLD/SILVER AWARD	AYP STATUS	NCLB IMPROVEMENT STATUS
2008	Good	Below Average	TBD	Not Met	N/A
2007	Good	Below Average	N/A	Not Met	N/A
2006	Good	Below Average	Gold	Not Met	N/A

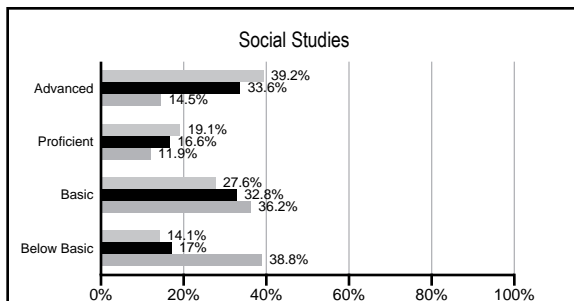
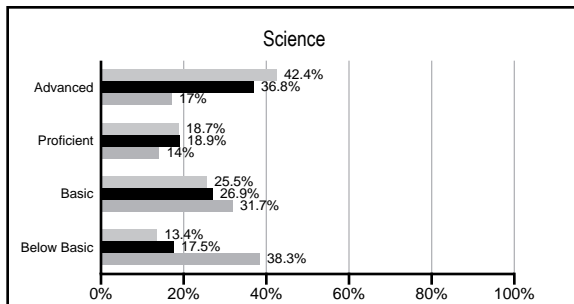
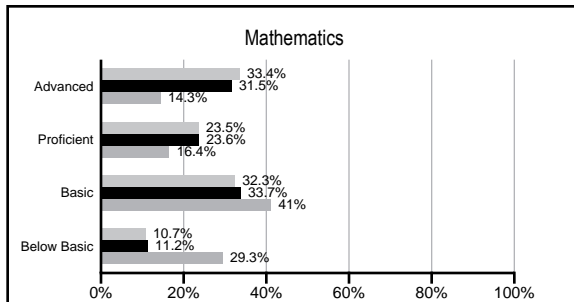
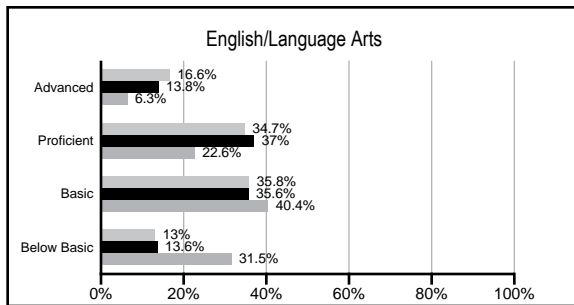
ABSOLUTE RATINGS OF MIDDLE SCHOOLS WITH STUDENTS LIKE OURS*

EXCELLENT	GOOD	AVERAGE	BELOW AVERAGE	AT-RISK
0	7	0	0	0

* Ratings are calculated with data available by 03/02/2009. Schools with Students like Ours are Middle Schools with poverty indices of no more than 5% above or below the index for this school.


PACT PERFORMANCE

Our School Middle Schools with Students Like Ours Middle schools statewide



NAEP PERFORMANCE*

* Performance reported for SC and nation, data not available at school level. Percentages at NAEP Achievement Levels.



END OF COURSE TESTS - 2008

% of students scoring 70 or above on:	Our Middle School	Middle Schools with Students Like Ours
Algebra 1/Math for the Technologies 2	100.0%	99.7%
English 1	100.0%	78.0%
Physical Science	0%	0%
All Subjects	100.0%	99.0%

SC PERFORMANCE GOAL

2010 Goal:
By 2010, SC's student achievement will be ranked in the top half of the states nationally. To achieve this goal, we must become one of the fastest improving systems in the country.

2020 Goal: TBD

Abbreviations Key

N/A Not Applicable N/AV Not Available N/C Not Collected N/R Not Reported I/S Insufficient Sample TBD To be determined
 NI Newly Identified CSI Continuing School Improvement CA Corrective Action RP Plan to Restructure R Restructure DELAY School Improvement Status HOLD School Improvement Status

Lexington Middle [Lexington 1]

SCHOOL PROFILE

	Our School	Change from Last Year	Middle Schools with Students Like Ours	Median Middle School
Students (n=1,058)				
Students enrolled in high school credit courses (grades 7 & 8)	19.6%	Down from 29.0%	37.9%	19.4%
Retention rate	1.4%	No Change	0.7%	1.8%
Attendance rate	96.9%	No Change	96.9%	95.8%
Eligible for gifted and talented	31.9%	Up from 31.5%	31.9%	15.3%
With disabilities other than speech	7.5%	Up from 6.2%	7.6%	12.9%
Out-of-school suspensions or expulsions for violent &/or criminal offenses	0.9%	Down from 1.0%	0.7%	0.7%
Annual dropout rate	0.0%	No Change	0.0%	0.0%
Teachers (n=74)				
Teachers with advanced degrees	63.5%	Down from 64.5%	63.2%	55.0%
Continuing contract teachers	79.7%	Down from 80.3%	77.8%	70.6%
Teachers with emergency or provisional certificates	1.5%	Down from 3.0%	2.1%	5.4%
Teachers returning from previous year	79.5%	Down from 81.7%	79.5%	83.4%
Teacher attendance rate	93.8%	Down from 94.1%	95.4%	94.9%
Average teacher salary	\$48,381	Up 3.6%	\$47,446	\$44,706
Classes not taught by highly qualified teachers	0.0%	Down from 3.4%	2.7%	2.9%
School				
Principal's years at school	4.0	Up from 3.0	3.5	3.0
Student-teacher ratio in core subjects	22.5 to 1	Up from 22.0 to 1	22.5 to 1	20.1 to 1
Prime instructional time	89.8%	Down from 90.1%	89.8%	89.3%
Opportunities in the arts	Excellent	No Change	Excellent	Good
SACS accreditation	Yes	No Change	Yes	Yes
Character development program	Excellent	Up from Good	Excellent	Good
Dollars spent per pupil*	\$7,125	Up 61.5%	\$7,125	\$7,097
Percent of expenditures for instruction*	68.5%	Up from 67.3%	66.7%	64.4%
Percent of expenditures for teacher salaries*	66.8%	Up from 65.6%	58.0%	59.4%
% of AYP objectives met	71.4%		81.8%	69.0%

* Prior year audited financial data available.

EVALUATION RESULTS

	Teachers	Students*	Parents*
Number of surveys returned	55	399	142
Percent satisfied with learning environment	96.4%	79.9%	85.8%
Percent satisfied with social and physical environment	98.2%	83.4%	83.8%
Percent satisfied with school-home relations	96.2%	87.9%	79.0%

*Only students at the highest middle school grade level at this school and their parents were included.

REPORT OF PRINCIPAL AND SCHOOL IMPROVEMENT COUNCIL

As stated in the campus mission statement, Lexington Middle School is a safe, caring environment dedicated to promoting the education of each student. The middle school experience prepares our students to demonstrate a high level of academic achievement and to make a successful transition to a rigorous high school curriculum. Reflecting on the 2007–2008 school year, it is once more apparent that the essence of the school is captured in the motto: "Learning Means Success."

Accomplishments reflecting a high level of academic achievement included 88 students who were named South Carolina Junior Scholars. One hundred, twenty-one students qualified to participate in the Duke Talent Identification Program, and 14 of those students were recognized as state finalists in the program. In addition, we recognized 542 students for classroom effort and achievement during our awards night.

Beyond the classroom, students continued to have a positive impact on the community. Organized by Service Learning students and Student Council Members, students participated in a variety of programs focused on giving back to the community.

On the court, the boys' and girls' basketball teams had an outstanding season. Both teams won the Palmetto Athletic Conference title and each team was recognized with a House Resolution, presented by Representatives Nikki Haley and Ted Pitts.

LMS is proud to be a Red Carpet School. We have taken great pride in having a family-friendly school environment and providing excellent customer service. LMS was also identified as the top middle school by the South Carolina Bar Association and received \$5,000. Math Teacher Genia Webb received the distinguished Milken Family National Educator Award for her effective instructional practices and her ability to motivate students and her colleagues.

Technology and literacy continue to be two strong programs at LMS. Teachers use technology to ensure that classroom resources are up-to-date and relevant. Expanded computer labs allow for more class time on computers. Through the literacy program, students were recognized for reading at least five books throughout the year beyond required reading. Students also read the equivalent of 25 books through their classroom literacy components.

We are continuing to address the individual academic needs of students. All students at LMS take Measures of Academic Progress tests in reading and math at least twice a year. Teachers were able to focus on reading this year and use the data provided from the tests to address instructional challenges. This enables our teachers to differentiate the instruction provided to each student. Students who faced academic weaknesses also participated in academic assistance throughout the school year to provide them with extra support for learning. As a part of the Making Middle Grades Work initiative, LMS has implemented an Advisor/Advisee program in which each student on campus is paired with a faculty advisor. Students met in small groups with these advisors to develop organizational, goal-setting, and social skills. Advisors sought to support advisee students in academic and social settings.

LMS has an outstanding faculty and student body. Our continued accomplishments show our dedication to promote the education of each student.

Comprehensive detail, including definitions of rating, performance criteria, and explanations of status, is available on www.ed.sc.gov and www.eoc.sc.gov as well as school and school district websites.

Printed versions are available from school districts upon request.

Abbreviations Key

N/A Not Applicable N/AV Not Available N/C Not Collected N/R Not Reported I/S Insufficient Sample TBD To be determined

NI Newly Identified CSI Continuing School Improvement CA Corrective Action RP Plan to Restructure R Restructure DELAY School Improvement Status HOLD School Improvement Status