



SC Annual School Report Card Summary

M L Dinkins Higher Learning Academy Lee
Grades: K-9 Enrollment: 93
Principal: Ennis Bryant
Superintendent: Dr. Cleo Richardson
Board Chair: Sanya Moses

PERFORMANCE

Comprehensive detail, including definitions of ratings, performance criteria, and explanations of status, is available on www.ed.sc.gov and www.eoc.sc.gov as well as school and school district websites. Printed versions are available from school districts upon request.

YEAR	ABSOLUTE RATING	GROWTH RATING	PALMETTO GOLD/SILVER AWARD	AYP STATUS	NCLB IMPROVEMENT STATUS
2008	At-Risk	At-Risk	TBD	Not Met	NI
2007	At-Risk	Below Average	N/A	Not Met	N/A
2006	At-Risk	At-Risk	N/A	Not Met	N/A

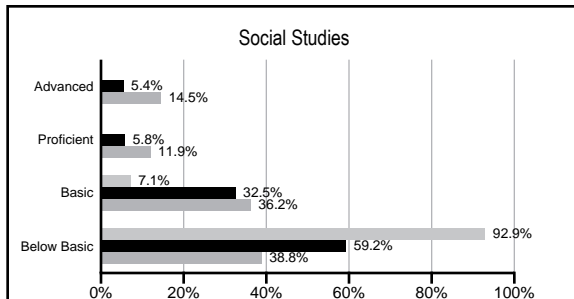
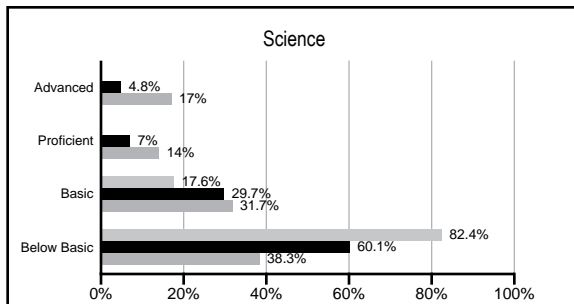
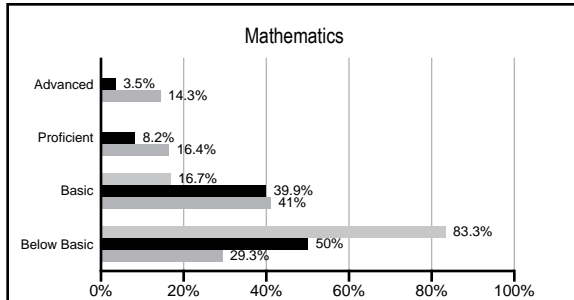
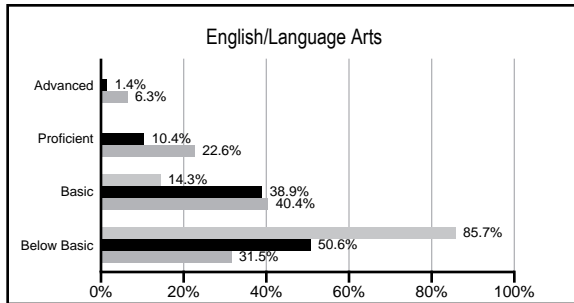
ABSOLUTE RATINGS OF MIDDLE SCHOOLS WITH STUDENTS LIKE OURS*

EXCELLENT	GOOD	AVERAGE	BELOW AVERAGE	AT-RISK
0	0	0	4	41

* Ratings are calculated with data available by 03/02/2009. Schools with Students like Ours are Middle Schools with poverty indices of no more than 5% above or below the index for this school.

PACT PERFORMANCE

Our School Middle Schools with Students Like Ours Middle schools statewide



NAEP PERFORMANCE*

* Performance reported for SC and nation, data not available at school level. Percentages at NAEP Achievement Levels.

READING - GRADE 8 (2007)

Entity	% Below Basic	% Basic, Proficient, and Advanced
South Carolina	31	44
Nation	27	43

MATH - GRADE 8 (2007)

Entity	% Below Basic	% Basic, Proficient, and Advanced
South Carolina	29	39
Nation	30	39

SCIENCE - GRADE 8 (2005)

Entity	% Below Basic	% Basic, Proficient, and Advanced
South Carolina	46	31
Nation	43	30

END OF COURSE TESTS - 2008

% of students scoring 70 or above on:	Our Middle School	Middle Schools with Students Like Ours
Algebra 1/Math for the Technologies 2	0%	83.5%
English 1	25.0%	83.4%
Physical Science	0%	39.5%
All Subjects	25.0%	80.8%

SC PERFORMANCE GOAL

2010 Goal:
By 2010, SC's student achievement will be ranked in the top half of the states nationally. To achieve this goal, we must become one of the fastest improving systems in the country.

2020 Goal: TBD

Abbreviations Key

N/A Not Applicable N/AV Not Available N/C Not Collected N/R Not Reported I/S Insufficient Sample TBD To be determined
 NI Newly Identified CSI Continuing School Improvement CA Corrective Action RP Plan to Restructure R Restructure DELAY School Improvement Status HOLD School Improvement Status

M L Dinkins Higher Learning Academy [Lee]

SCHOOL PROFILE

	Our School	Change from Last Year	Middle Schools with Students Like Ours	Median Middle School
Students (n=93)				
Students enrolled in high school credit courses (grades 7 & 8)	11.5%	Down from 12.1%	11.1%	19.4%
Retention rate	3.1%	Up from 0.0%	3.4%	1.8%
Attendance rate	99.2%	Up from 97.9%	95.0%	95.8%
Eligible for gifted and talented	1.4%	Down from 1.6%	4.0%	15.3%
With disabilities other than speech	12.0%	Down from 22.6%	13.5%	12.9%
Out-of-school suspensions or expulsions for violent &/or criminal offenses	2.2%	Down from 7.3%	0.7%	0.7%
Annual dropout rate	0.0%	No Change	0.0%	0.0%
Teachers (n=8)				
Teachers with advanced degrees	25.0%	Down from 33.3%	54.0%	55.0%
Continuing contract teachers	25.0%	Down from 33.3%	55.6%	70.6%
Teachers with emergency or provisional certificates	37.5%	Up from 33.3%	19.0%	5.4%
Teachers returning from previous year	N/A	N/A	76.4%	83.4%
Teacher attendance rate	97.6%	Up from 96.1%	94.7%	94.9%
Average teacher salary	\$23,750	Down 2.5%	\$43,224	\$44,706
Classes not taught by highly qualified teachers	41.5%	Up from 33.3%	9.7%	2.9%
School				
Principal's years at school	2.0	Up from 1.0	2.0	3.0
Student-teacher ratio in core subjects	13.3 to 1	Down from 15.9 to 1	15.3 to 1	20.1 to 1
Prime instructional time	96.7%	Up from 93.4%	88.8%	89.3%
Opportunities in the arts	Fair	Up from Poor	Good	Good
SACS accreditation	No	No Change	Yes	Yes
Character development program	Excellent	Up from Good	Good	Good
Dollars spent per pupil*	\$8,763	Up 55.2%	\$9,234	\$7,097
Percent of expenditures for instruction*	24.0%	Down from 31.0%	62.8%	64.4%
Percent of expenditures for teacher salaries*	23.2%	Down from 24.4%	55.1%	59.4%
% of AYP objectives met	77.8%		53.8%	69.0%

* Prior year audited financial data available.

EVALUATION RESULTS

	Teachers	Students*	Parents*
Number of surveys returned	5	0	0
Percent satisfied with learning environment	I/S	N/R	N/R
Percent satisfied with social and physical environment	I/S	N/R	N/R
Percent satisfied with school-home relations	100.0%	N/R	N/R

*Only students at the highest middle school grade level at this school and their parents were included.

REPORT OF PRINCIPAL AND SCHOOL IMPROVEMENT COUNCIL

The Board of Directors of MLD Higher Learning Academy would like to congratulate its students, teachers, parents, and staff on a very difficult but successful year!

MLD Higher Learning Academy is in compliance with the state charter school law and with our charter contract with the Lee County School District. The school graduated its THIRD eighth grade class this year. We also expanded our services, serving grades K5-9 this school term. The school is operating financially sound and is continually renovating our new facility which we so proudly occupied this school term. MLD Higher Learning Academy will continue to be lead by Mr. Ennis Bryant, Sr. In addition, the school maintains an impressive list of teachers. The teaching staff represents over 225 years of experience in the educational field. Teachers and students worked hard all year. The students, lead by our capable staff, have provided community outreach events in various ways, thus fulfilling the mission of our school.

We feel positive about the growth and development of our new school. We feel that we have successfully touched the lives of many of our students and parents.

MLD Higher Learning Academy is a community-based charter school which will be serving K5 through 10th grade during the 2008-09 school term. Because MLD is a community-based school, its programs are tailored directly to the expressed needs of the community. MLD aims to provide education that is "holistic" and "experiential." We focus on presenting activities that keep children focused on their studies and fully engaged in their achievement. At MLD, children get an education that is "innovative" and "progressive." Our children deserve a free 21st century education, and MLD Higher Learning Academy will provide just that: a quality education that will enable students to be highly competitive, successful members of a global society. We are also enhancing our technological capability. There will be Smartboards in every class. Our ninth and tenth graders will also be piloting an online Virtual School Program with the South Carolina State Department of Education. We are also partnering with the Palmetto Project with one laptop for every child to try to secure some additional laptops for our elementary program. We are excited about our new possibilities.

MLD Higher Learning Academy's Mission is to work in partnership with parents, teachers, and elders of the community to ensure an academically challenging, developmentally appropriate, experiential, holistic, child-centered education to all young people. We nurture a passion for learning that will last a lifetime as we challenge our students to discover their individual gifts, to honor their inner worth, to strive for excellence, to pursue respectful and ethical relationships among themselves and others, and to find their path in life. We will accomplish our goal by establishing academic excellence, providing a moral focus, and obtaining parental involvement.

Thank you for having a successful three years. We know that with your assistance, we will continue to have a positive impact on the educational scene in Lee County.

Elijah Dinkins, Board Chairman

Comprehensive detail, including definitions of rating, performance criteria, and explanations of status, is available on www.ed.sc.gov and www.eoc.sc.gov as well as school and school district websites.

Printed versions are available from school districts upon request.

Abbreviations Key

N/A Not Applicable N/AV Not Available N/C Not Collected N/R Not Reported I/S Insufficient Sample TBD To be determined
NI Newly Identified CSI Continuing School Improvement CA Corrective Action RP Plan to Restructure R Restructure DELAY School Improvement Status HOLD School Improvement Status