



# SC Annual School Report Card Summary

Mount Pleasant Middle Lee

Grades: 6-8

Enrollment: 129

Principal: Deitra M. Johnson

Superintendent: Dr. Cleo Richardson

Board Chair: Sanya Moses

## PERFORMANCE

Comprehensive detail, including definitions of ratings, performance criteria, and explanations of status, is available on [www.ed.sc.gov](http://www.ed.sc.gov) and [www.eoc.sc.gov](http://www.eoc.sc.gov) as well as school and school district websites. Printed versions are available from school districts upon request.

YEAR	ABSOLUTE RATING	GROWTH RATING	PALMETTO GOLD/SILVER AWARD	AYP STATUS	NCLB IMPROVEMENT STATUS
2008	At-Risk	Below Average	TBD	Not Met	N/A
2007	At-Risk	At-Risk	N/A	Not Met	N/A
2006	At-Risk	Average	N/A	Not Met	N/A

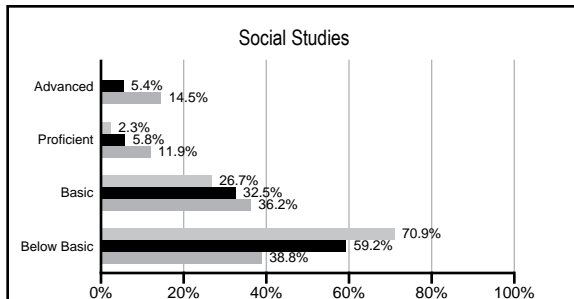
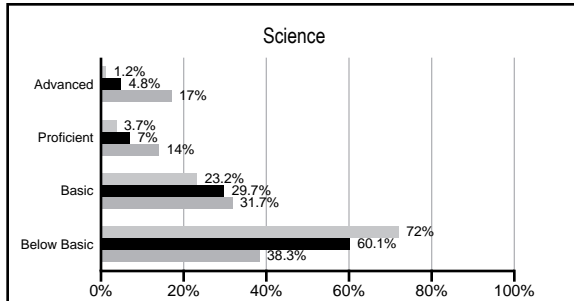
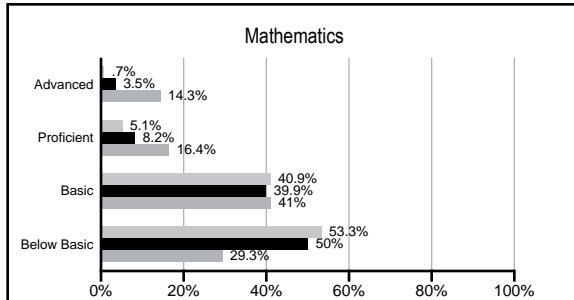
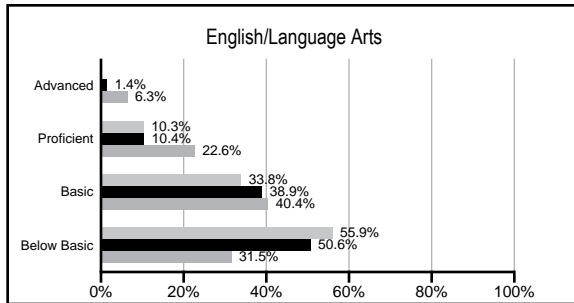
## ABSOLUTE RATINGS OF MIDDLE SCHOOLS WITH STUDENTS LIKE OURS\*

EXCELLENT	GOOD	AVERAGE	BELOW AVERAGE	AT-RISK
0	0	0	4	41

\* Ratings are calculated with data available by 03/02/2009. Schools with Students like Ours are Middle Schools with poverty indices of no more than 5% above or below the index for this school.

## PACT PERFORMANCE


Our School Middle Schools with Students Like Ours Middle schools statewide



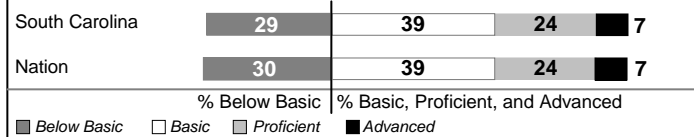
## NAEP PERFORMANCE\*

\* Performance reported for SC and nation, data not available at school level. Percentages at NAEP Achievement Levels.


### READING - GRADE 8 (2007)



### MATH - GRADE 8 (2007)



### SCIENCE - GRADE 8 (2005)



## END OF COURSE TESTS - 2008

% of students scoring 70 or above on:	Our Middle School	Middle Schools with Students Like Ours
Algebra 1/Math for the Technologies 2	57.1%	83.5%
English 1	69.2%	83.4%
Physical Science	0%	39.5%
All Subjects	63.0%	80.8%

## SC PERFORMANCE GOAL

2010 Goal:

*By 2010, SC's student achievement will be ranked in the top half of the states nationally. To achieve this goal, we must become one of the fastest improving systems in the country.*

2020 Goal: TBD

### Abbreviations Key

N/A Not Applicable N/AV Not Available N/C Not Collected N/R Not Reported I/S Insufficient Sample TBD To be determined

NI Newly Identified CSI Continuing School Improvement CA Corrective Action RP Plan to Restructure R Restructure DELAY School Improvement Status HOLD School Improvement Status

# Mount Pleasant Middle [Lee]

## SCHOOL PROFILE

	Our School	Change from Last Year	Middle Schools with Students Like Ours	Median Middle School
<b>Students (n=129)</b>				
Students enrolled in high school credit courses (grades 7 & 8)	16.1%	Up from 12.0%	11.1%	19.4%
Retention rate	0.8%	Up from 0.7%	3.3%	1.8%
Attendance rate	93.8%	Down from 97.3%	95.1%	95.8%
Eligible for gifted and talented	0.0%	Down from 1.4%	3.8%	15.3%
With disabilities other than speech	6.7%	Down from 16.4%	13.7%	12.9%
Out-of-school suspensions or expulsions for violent &/or criminal offenses	0.0%	No Change	0.8%	0.7%
Annual dropout rate	0.0%	No Change	0.0%	0.0%
<b>Teachers (n=11)</b>				
Teachers with advanced degrees	72.7%	Up from 50.0%	54.0%	55.0%
Continuing contract teachers	36.4%	Down from 40.0%	55.6%	70.6%
Teachers with emergency or provisional certificates	27.3%	Down from 33.3%	19.0%	5.4%
Teachers returning from previous year	50.0%	Up from 49.2%	76.4%	83.4%
Teacher attendance rate	98.6%	Down from 99.0%	94.7%	94.9%
Average teacher salary	\$41,893	Up 1.9%	\$43,224	\$44,706
Classes not taught by highly qualified teachers	8.5%	Down from 10.3%	10.1%	2.9%
<b>School</b>				
Principal's years at school	1.0	No Change	2.0	3.0
Student-teacher ratio in core subjects	16.1 to 1	Down from 19.5 to 1	15.6 to 1	20.1 to 1
Prime instructional time	91.4%	Down from 95.6%	88.9%	89.3%
Opportunities in the arts	Good	No Change	Good	Good
SACS accreditation	Yes	No Change	Yes	Yes
Character development program	Excellent	No Change	Good	Good
Dollars spent per pupil*	\$9,812	Up 65.2%	\$9,234	\$7,097
Percent of expenditures for instruction*	59.7%	Down from 63.3%	62.8%	64.4%
Percent of expenditures for teacher salaries*	57.3%	Down from 58.8%	55.1%	59.4%
% of AYP objectives met	46.2%		53.8%	69.0%

\* Prior year audited financial data available.

## EVALUATION RESULTS

	Teachers	Students*	Parents*
Number of surveys returned	18	36	25
Percent satisfied with learning environment	94.4%	55.6%	79.2%
Percent satisfied with social and physical environment	94.4%	62.9%	83.3%
Percent satisfied with school-home relations	93.8%	71.4%	80.0%

\*Only students at the highest middle school grade level at this school and their parents were included.

## REPORT OF PRINCIPAL AND SCHOOL IMPROVEMENT COUNCIL

The mission statement of Mt. Pleasant Middle School is to foster responsible and productive individuals by providing challenging and varied educational opportunities in a safe and nurturing environment where success, lifelong learning, and tolerance of others are supported by school, parents, and community. The administration, faculty, staff, parents, community, and students have worked diligently to ensure that all facets of our school reflect this mission.

Mount Pleasant Middle is one of two middle schools of the Lee County School District. The attendance zone now serves students in grades 6th, 7th, and 8th from the lower rural area of Lee County. The restructuring of the Lee County School District schools has decreased our student enrollment significantly from 400 students to 135. This allows greater opportunities for teacher-student interaction, small group instruction, and instruction tailored to the specific student. The focus for the 2007-08 school year was to increase the reading comprehension levels of all students in content areas. Teachers of core subject areas, Math, Science, Language Arts, and Social Studies, have collaboratively worked together to implement a school-wide reading initiative. Professional development opportunities provided teachers and support staff with the knowledge to maximize instructional time, analyzing data, project-based instruction, and implementing school-wide literacy programs.

The School Improvement Council and administration implemented many rigorous programs to improve student achievement. Mount Pleasant Middle School's after-school program, 21st Century Community Learning Center, provided extended sessions to students that scored Below Basic on the PACT test. In addition, the school implemented Reading 180 to students who read below grade level and provided opportunities for students to receive academic assistance in reading comprehension skills. A continuous business partnership with Coca Cola Bottling Company and REXAM continued to complement and support the faculty, staff, and students to increase the areas of concern, such as teacher and student attendance, student achievement, and parental involvement. The collaborative partnership between Southern Wesleyan University and Mt. Pleasant allowed for much needed technology training for teachers.

The goal of Mount Pleasant Middle School is to work diligently to develop and implement creative methods to increase parental and community involvement. Academic opportunities and progress of students were sent home through monthly newsletters, bi-weekly progress reports, and our updated school website. Teachers also maintained communication with parents through letters home and phone calls.

We are expecting greater student achievement and increased parental and community involvement, as we work together to build a strong educational community throughout the 2008-09 school year.

Deitra M. Johnson, Principal, and E. J. Melvin, SIC Chairperson

Comprehensive detail, including definitions of rating, performance criteria, and explanations of status, is available on [www.ed.sc.gov](http://www.ed.sc.gov) and [www.eoc.sc.gov](http://www.eoc.sc.gov) as well as school and school district websites.

Printed versions are available from school districts upon request.

### Abbreviations Key

N/A Not Applicable N/AV Not Available N/C Not Collected N/R Not Reported I/S Insufficient Sample TBD To be determined  
NI Newly Identified CSI Continuing School Improvement CA Corrective Action RP Plan to Restructure R Restructure DELAY School Improvement Status HOLD School Improvement Status