



# SC Annual School Report Card Summary

Martha Dendy Sixth Grade Center  
 Laurens 56  
 Grades: 6 Enrollment: 221  
 Principal: Bill Alexander  
 Superintendent: Dr. Wayne Brazell  
 Board Chair: Linda Darby

## PERFORMANCE

Comprehensive detail, including definitions of ratings, performance criteria, and explanations of status, is available on [www.ed.sc.gov](http://www.ed.sc.gov) and [www.eoc.sc.gov](http://www.eoc.sc.gov) as well as school and school district websites. Printed versions are available from school districts upon request.

YEAR	ABSOLUTE RATING	GROWTH RATING	PALMETTO GOLD/SILVER AWARD	AYP STATUS	NCLB IMPROVEMENT STATUS
2008	Average	Excellent	TBD	Met	N/A
2007	Average	Good	Silver	Not Met	N/A
2006	Below Average	Good	N/A	Not Met	N/A

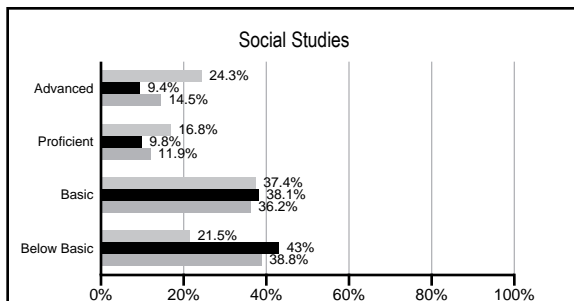
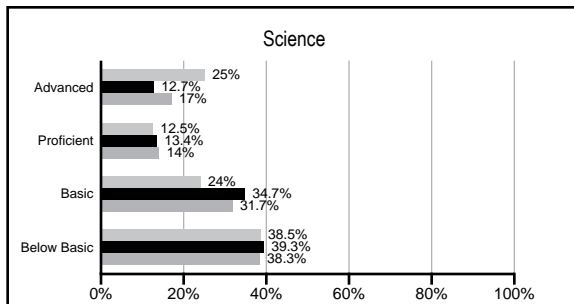
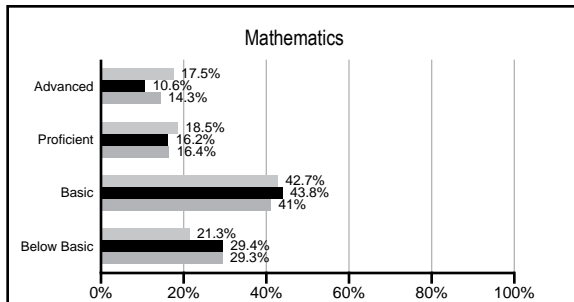
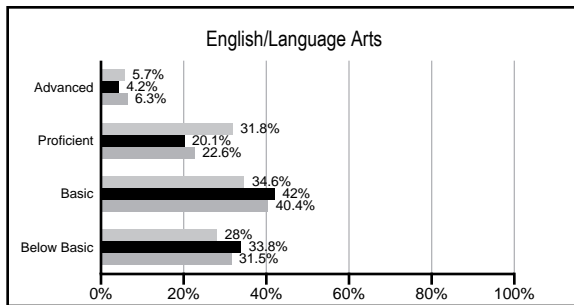
## ABSOLUTE RATINGS OF MIDDLE SCHOOLS WITH STUDENTS LIKE OURS\*

EXCELLENT	GOOD	AVERAGE	BELOW AVERAGE	AT-RISK
0	0	4	23	8

\* Ratings are calculated with data available by 03/02/2009. Schools with Students like Ours are Middle Schools with poverty indices of no more than 5% above or below the index for this school.


## PACT PERFORMANCE

Our School Middle Schools with Students Like Ours Middle schools statewide



## NAEP PERFORMANCE\*

\* Performance reported for SC and nation, data not available at school level. Percentages at NAEP Achievement Levels.



## END OF COURSE TESTS - 2008

% of students scoring 70 or above on:	Our Middle School	Middle Schools with Students Like Ours
Algebra 1/Math for the Technologies 2	0%	95.3%
English 1	0%	93.0%
Physical Science	0%	66.7%
All Subjects	0%	93.9%

## SC PERFORMANCE GOAL

2010 Goal:  
 By 2010, SC's student achievement will be ranked in the top half of the states nationally. To achieve this goal, we must become one of the fastest improving systems in the country.

2020 Goal: TBD

### Abbreviations Key

N/A Not Applicable N/AV Not Available N/C Not Collected N/R Not Reported I/S Insufficient Sample TBD To be determined  
 NI Newly Identified CSI Continuing School Improvement CA Corrective Action RP Plan to Restructure R Restructure DELAY School Improvement Status HOLD School Improvement Status

# Martha Dendy Sixth Grade Center [Laurens 56]

## SCHOOL PROFILE

	Our School	Change from Last Year	Middle Schools with Students Like Ours	Median Middle School
<b>Students (n=221)</b>				
Students enrolled in high school credit courses (grades 7 & 8)	N/R	N/R	16.1%	19.4%
Retention rate	0.4%	Down from 0.9%	1.8%	1.8%
Attendance rate	95.8%	Down from 96.3%	95.7%	95.8%
Eligible for gifted and talented	16.3%	Up from 13.1%	12.8%	15.3%
With disabilities other than speech	15.4%	Up from 13.5%	13.9%	12.9%
Out-of-school suspensions or expulsions for violent &/or criminal offenses	0.9%	Up from 0.0%	0.8%	0.7%
Annual dropout rate	N/A	N/A	0.0%	0.0%
<b>Teachers (n=17)</b>				
Teachers with advanced degrees	47.1%	Down from 50.0%	52.5%	55.0%
Continuing contract teachers	82.4%	Down from 93.8%	70.2%	70.6%
Teachers with emergency or provisional certificates	0.0%	No Change	6.6%	5.4%
Teachers returning from previous year	79.7%	Up from 75.0%	81.4%	83.4%
Teacher attendance rate	90.5%	Down from 95.6%	95.0%	94.9%
Average teacher salary	\$44,795	Up 7.1%	\$44,138	\$44,706
Classes not taught by highly qualified teachers	0.0%	No Change	2.9%	2.9%
<b>School</b>				
Principal's years at school	3.0	Up from 2.0	3.0	3.0
Student-teacher ratio in core subjects	20.8 to 1	Down from 22.1 to 1	19.7 to 1	20.1 to 1
Prime instructional time	85.2%	Down from 90.9%	89.1%	89.3%
Opportunities in the arts	Good	No Change	Good	Good
SACS accreditation	Yes	No Change	Yes	Yes
Character development program	Excellent	No Change	Good	Good
Dollars spent per pupil*	\$7,878	Down 0.6%	\$6,872	\$7,097
Percent of expenditures for instruction*	51.0%	Up from 49.5%	65.8%	64.4%
Percent of expenditures for teacher salaries*	48.2%	Up from 46.8%	60.9%	59.4%
% of AYP objectives met	100.0%		65.5%	69.0%

\* Prior year audited financial data available.

## EVALUATION RESULTS

	Teachers	Students*	Parents*
Number of surveys returned	11	199	129
Percent satisfied with learning environment	100.0%	84.2%	83.6%
Percent satisfied with social and physical environment	81.8%	84.8%	81.7%
Percent satisfied with school-home relations	90.0%	86.9%	81.3%

\*Only students at the highest middle school grade level at this school and their parents were included.

## REPORT OF PRINCIPAL AND SCHOOL IMPROVEMENT COUNCIL

Martha Dendy School serves 224 sixth grade students in Laurens County District 56. Seventy percent of Martha Dendy students come from homes that experience some type of socioeconomic difficulties. In spite of these challenges, Martha Dendy students work hard, respect each other, and appreciate the importance of school.

Martha Dendy is fully accredited by the Southern Association of Colleges and Schools. In 2008, Martha Dendy was a Palmetto Silver Award winner. This prestigious award is based on student academic improvement.

A special source of strength for Martha Dendy is the dedicated, hard working teachers who serve our children. Martha Dendy educators believe that the fundamental purpose of school is learning. Creating and sustaining a Professional Learning Community (PLC) remained a priority in 2007-2008. Emphasis on learning directs those within our school staff to concentrate their efforts and energies in three critical areas: collegial planning, collaborative assessment, and comprehensive remediation. Martha Dendy teachers create varied strategies for assessing each student's mastery of these skills on a timely basis. Also, our PLC program provides each student with additional support as soon as a student experiences difficulty in learning. Through an Academic Content Enrichment program (ACE), student remediation needs are met.

Student Supported Literacy is a 40-minute class period designed to engage children in reading books. Each day, one hundred percent of Martha Dendy's student population experience an uninterrupted period of reading.

The Measures of Academic Progress (MAP) test, as well as teacher-made comprehensive assessments, was used as a diagnostic tool in the fall, winter, and spring of this school year. Martha Dendy teachers received diagnostic information for each child within 24 hours. Our teachers have participated in professional development to learn how to use this information in their daily planning and instruction.

Communication with Martha Dendy stakeholders has always been a priority. Martha Dendy distributes 8 newsletters a year. We have completed a school website with teacher web pages. Throughout the school year, Martha Dendy invites our stakeholders to participate in multiple school events, such as parent partners, registration, open house, and award ceremonies.

Martha Dendy faculty made a commitment to respect, nurture, and love all children all the time. Our guidance counseling programs address issues such as conflict and anger resolution, anti-bullying, and respecting others.

Bill Alexander, Principal  
Star Lawton, School Improvement Council Chair

Comprehensive detail, including definitions of rating, performance criteria, and explanations of status, is available on [www.ed.sc.gov](http://www.ed.sc.gov) and [www.eoc.sc.gov](http://www.eoc.sc.gov) as well as school and school district websites.

Printed versions are available from school districts upon request.

### Abbreviations Key

N/A Not Applicable N/AV Not Available N/C Not Collected N/R Not Reported I/S Insufficient Sample TBD To be determined  
NI Newly Identified CSI Continuing School Improvement CA Corrective Action RP Plan to Restructure R Restructure DELAY School Improvement Status HOLD School Improvement Status