



SC Annual School Report Card Summary

Indian Land Middle
Lancaster County

Grades: 6-8

Enrollment: 467

Principal: David D. McDonald

Superintendent: Richard E. Moore

Board Chair: Charlene McGriff

PERFORMANCE

Comprehensive detail, including definitions of ratings, performance criteria, and explanations of status, is available on www.ed.sc.gov and www.eoc.sc.gov as well as school and school district websites. Printed versions are available from school districts upon request.

YEAR	ABSOLUTE RATING	GROWTH RATING	PALMETTO GOLD/SILVER AWARD	AYP STATUS	NCLB IMPROVEMENT STATUS
2008	Average	Below Average	TBD	N/A	N/A
2007	N/A	N/A	N/A	N/A	N/A
2006	N/A	N/A	N/A	N/A	N/A

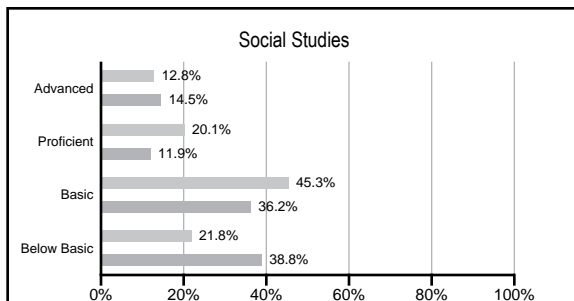
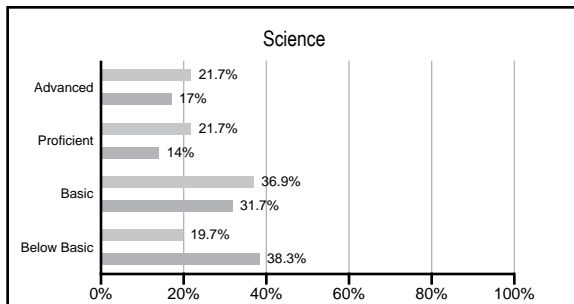
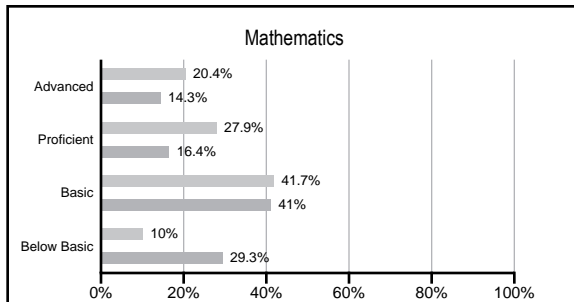
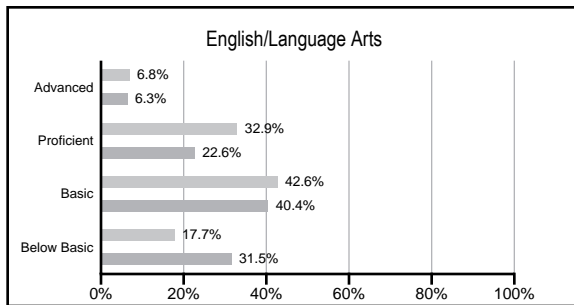
ABSOLUTE RATINGS OF MIDDLE SCHOOLS WITH STUDENTS LIKE OURS*

EXCELLENT	GOOD	AVERAGE	BELOW AVERAGE	AT-RISK
0	0	0	0	0

* Ratings are calculated with data available by 03/02/2009. Schools with Students like Ours are Middle Schools with poverty indices of no more than 5% above or below the index for this school.

PACT PERFORMANCE


Our School Middle Schools with Students Like Ours Middle schools statewide



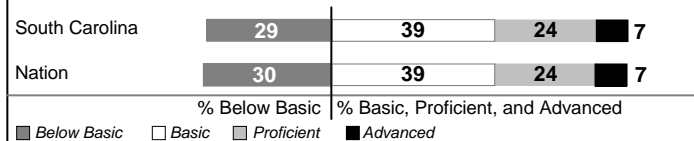
NAEP PERFORMANCE*

* Performance reported for SC and nation, data not available at school level. Percentages at NAEP Achievement Levels.


READING - GRADE 8 (2007)



MATH - GRADE 8 (2007)



SCIENCE - GRADE 8 (2005)



END OF COURSE TESTS - 2008

% of students scoring 70 or above on:	Our Middle School	Middle Schools with Students Like Ours
Algebra 1/Math for the Technologies 2	0%	0%
English 1	0%	0%
Physical Science	0%	0%
All Subjects	0%	0%

SC PERFORMANCE GOAL

2010 Goal:

By 2010, SC's student achievement will be ranked in the top half of the states nationally. To achieve this goal, we must become one of the fastest improving systems in the country.

2020 Goal: TBD

Abbreviations Key

N/A Not Applicable N/AV Not Available N/C Not Collected N/R Not Reported I/S Insufficient Sample TBD To be determined
NI Newly Identified CSI Continuing School Improvement CA Corrective Action RP Plan to Restructure R Restructure DELAY School Improvement Status HOLD School Improvement Status

Indian Land Middle [Lancaster County]

SCHOOL PROFILE

	Our School	Change from Last Year	Middle Schools with Students Like Ours	Median Middle School
Students (n=467)				
Students enrolled in high school credit courses (grades 7 & 8)	28.1%	N/R	N/A	19.4%
Retention rate	N/A	N/A	N/A	1.8%
Attendance rate	N/A	N/A	N/A	95.8%
Eligible for gifted and talented	N/A	N/A	N/A	15.3%
With disabilities other than speech	N/A	N/A	N/A	12.9%
Out-of-school suspensions or expulsions for violent &/or criminal offenses	2.1%	N/R	N/A	0.7%
Annual dropout rate	N/A	N/A	N/A	0.0%
Teachers (n=36)				
Teachers with advanced degrees	27.8%	N/A	N/A	55.0%
Continuing contract teachers	41.7%	N/A	N/A	70.6%
Teachers with emergency or provisional certificates	4.8%	N/A	N/A	5.4%
Teachers returning from previous year	N/A	N/A	N/A	83.4%
Teacher attendance rate	95.6%	N/R	N/A	94.9%
Average teacher salary	\$43,163	I/S	N/A	\$44,706
Classes not taught by highly qualified teachers	N/A	N/A	N/A	2.9%
School				
Principal's years at school	1.0	N/R	N/A	3.0
Student-teacher ratio in core subjects	18.0 to 1	N/R	N/A	20.1 to 1
Prime instructional time	N/R	N/R	N/A	89.3%
Opportunities in the arts	Good	N/R	N/A	Good
SACS accreditation	Yes	N/R	N/A	Yes
Character development program	Excellent	N/R	N/A	Good
Dollars spent per pupil*	N/A	N/A	N/A	\$7,097
Percent of expenditures for instruction*	N/A	N/A	N/A	64.4%
Percent of expenditures for teacher salaries*	N/A	N/A	N/A	59.4%
% of AYP objectives met	N/A	N/A	N/A	69.0%

* Prior year audited financial data available.

REPORT OF PRINCIPAL AND SCHOOL IMPROVEMENT COUNCIL

EVALUATION RESULTS

	Teachers	Students*	Parents*
Number of surveys returned	95	129	104
Percent satisfied with learning environment	91.4%	69.8%	83.7%
Percent satisfied with social and physical environment	89.5%	74.0%	79.2%
Percent satisfied with school-home relations	93.6%	84.4%	72.5%

*Only students at the highest middle school grade level at this school and their parents were included.

Comprehensive detail, including definitions of rating, performance criteria, and explanations of status, is available on www.ed.sc.gov and www.eoc.sc.gov as well as school and school district websites.

Printed versions are available from school districts upon request.

Abbreviations Key

N/A Not Applicable N/AV Not Available N/C Not Collected N/R Not Reported I/S Insufficient Sample TBD To be determined
 NI Newly Identified CSI Continuing School Improvement CA Corrective Action RP Plan to Restructure R Restructure DELAY School Improvement Status HOLD School Improvement Status