



SC Annual School Report Card Summary

Andrew Jackson Middle
Lancaster County

Grades: 6-8

Enrollment: 486

Principal: Theodore F. Dutton

Superintendent: Richard E. Moore

Board Chair: Charlene McGriff

PERFORMANCE

Comprehensive detail, including definitions of ratings, performance criteria, and explanations of status, is available on www.ed.sc.gov and www.eoc.sc.gov as well as school and school district websites. Printed versions are available from school districts upon request.

YEAR	ABSOLUTE RATING	GROWTH RATING	PALMETTO GOLD/SILVER AWARD	AYP STATUS	NCLB IMPROVEMENT STATUS
2008	Below Average	Below Average	TBD	Not Met	N/A
2007	Below Average	Below Average	N/A	Not Met	N/A
2006	Below Average	Average	N/A	Not Met	N/A

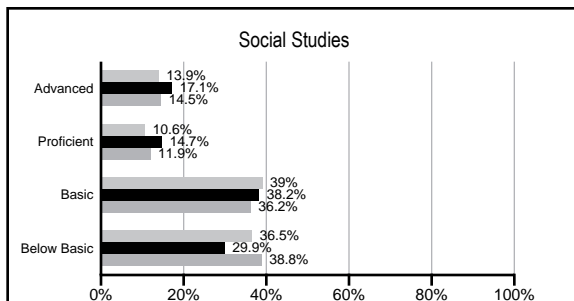
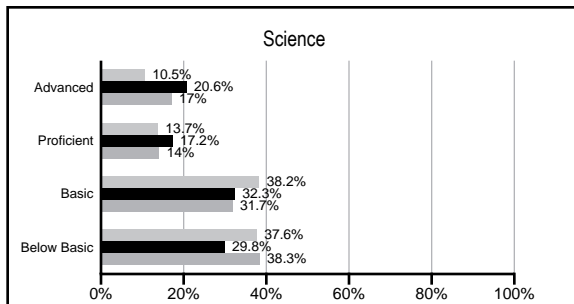
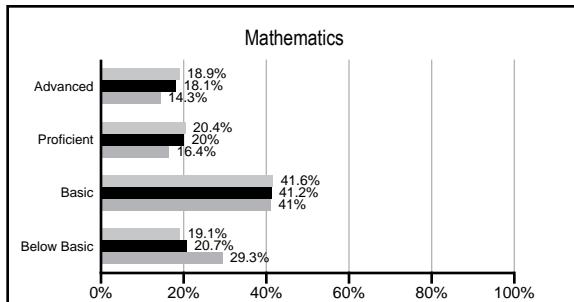
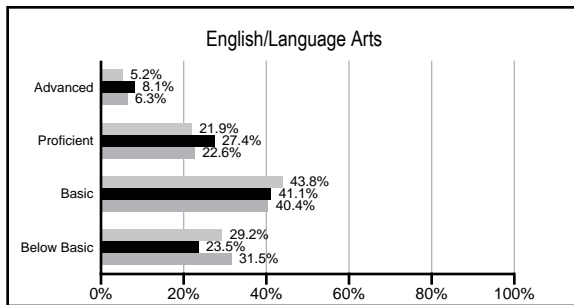
ABSOLUTE RATINGS OF MIDDLE SCHOOLS WITH STUDENTS LIKE OURS*

EXCELLENT	GOOD	AVERAGE	BELOW AVERAGE	AT-RISK
0	2	26	13	1

* Ratings are calculated with data available by 03/02/2009. Schools with Students like Ours are Middle Schools with poverty indices of no more than 5% above or below the index for this school.



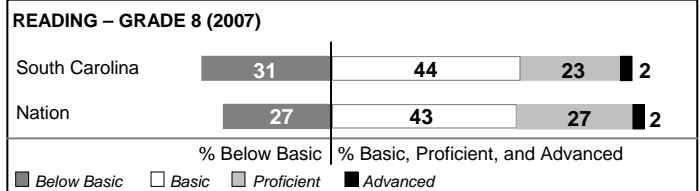
PACT PERFORMANCE

Our School Middle Schools with Students Like Ours Middle schools statewide



NAEP PERFORMANCE*

* Performance reported for SC and nation, data not available at school level. Percentages at NAEP Achievement Levels.



END OF COURSE TESTS - 2008

% of students scoring 70 or above on:	Our Middle School	Middle Schools with Students Like Ours
Algebra 1/Math for the Technologies 2	100.0%	98.4%
English 1	0%	97.3%
Physical Science	0%	52.4%
All Subjects	100.0%	97.7%

SC PERFORMANCE GOAL

2010 Goal:

By 2010, SC's student achievement will be ranked in the top half of the states nationally. To achieve this goal, we must become one of the fastest improving systems in the country.

2020 Goal: TBD

Abbreviations Key

N/A Not Applicable N/AV Not Available N/C Not Collected N/R Not Reported I/S Insufficient Sample TBD To be determined
NI Newly Identified CSI Continuing School Improvement CA Corrective Action RP Plan to Restructure R Restructure DELAY School Improvement Status HOLD School Improvement Status

Andrew Jackson Middle [Lancaster County]

SCHOOL PROFILE

	Our School	Change from Last Year	Middle Schools with Students Like Ours	Median Middle School
Students (n=486)				
Students enrolled in high school credit courses (grades 7 & 8)	49.4%	Up from 45.4%	26.1%	19.4%
Retention rate	0.8%	Up from 0.2%	1.7%	1.8%
Attendance rate	96.1%	Up from 95.7%	95.8%	95.8%
Eligible for gifted and talented	16.4%	Up from 13.9%	19.9%	15.3%
With disabilities other than speech	14.4%	Down from 16.1%	12.6%	12.9%
Out-of-school suspensions or expulsions for violent &/or criminal offenses	1.4%	Up from 0.2%	0.8%	0.7%
Annual dropout rate	0.0%	No Change	0.0%	0.0%
Teachers (n=33)				
Teachers with advanced degrees	57.6%	Up from 56.7%	57.6%	55.0%
Continuing contract teachers	72.7%	Down from 73.3%	74.4%	70.6%
Teachers with emergency or provisional certificates	0.0%	Down from 4.2%	5.0%	5.4%
Teachers returning from previous year	86.8%	Up from 84.3%	86.8%	83.4%
Teacher attendance rate	95.8%	Down from 96.2%	95.1%	94.9%
Average teacher salary	\$45,165	Up 4.8%	\$45,259	\$44,706
Classes not taught by highly qualified teachers	13.1%	Up from 7.8%	0.0%	2.9%
School				
Principal's years at school	8.0	Up from 7.0	2.5	3.0
Student-teacher ratio in core subjects	23.2 to 1	Down from 24.9 to 1	22.5 to 1	20.1 to 1
Prime instructional time	90.5%	Up from 90.2%	89.5%	89.3%
Opportunities in the arts	Excellent	No Change	Good	Good
SACS accreditation	Yes	No Change	Yes	Yes
Character development program	Good	Up from Average	Good	Good
Dollars spent per pupil*	\$6,022	Up 7.8%	\$6,576	\$7,097
Percent of expenditures for instruction*	69.1%	Down from 71.2%	64.9%	64.4%
Percent of expenditures for teacher salaries*	63.4%	Down from 65.9%	60.4%	59.4%
% of AYP objectives met	76.2%		71.9%	69.0%

* Prior year audited financial data available.

EVALUATION RESULTS

	Teachers	Students*	Parents*
Number of surveys returned	36	142	21
Percent satisfied with learning environment	83.3%	80.3%	84.2%
Percent satisfied with social and physical environment	88.9%	86.5%	90.5%
Percent satisfied with school-home relations	83.3%	87.3%	71.4%

*Only students at the highest middle school grade level at this school and their parents were included.

REPORT OF PRINCIPAL AND SCHOOL IMPROVEMENT COUNCIL

2007-2008 was a great year for the AJMS family. Students responded well to expectations academically, socially, and athletically. Our MAP data indicates growth in nearly all academic areas and grade levels. We had 11 Junior Scholars and many more a point or two away from inclusion in that category. Our Academic challenge team had a winning record and placed second in the District Bowl. We had continued improvement on our PACT scores and school score. We anticipate a continuation of this pattern of growth.

Students displayed an improvement in social skills and behavior. Our discipline records document a drop in the number of office referrals and suspensions. In addition, students are participating in many community service projects and environmental activities. There is reason to celebrate the efforts of teachers, students, and the community for the products they produced with the activities and fundraisers for Juvenile Diabetes, Relay for Life, Pennies for Patients, recycling, and beautification projects. With the cooperation and partnership of several community groups and businesses, the AJMS family generated over \$15,000 for the events and organizations. What a strong statement about character and social responsibility. We are certainly proud of everyone involved for their support and commitment to AJMS.

AJMS is also excited about the Fine Arts curriculum and the benefits students and the community gain through the arts. Our band, chorus, art, drama, music, and dance classes enable us to present student productions to the community and enhance the learning opportunities for all students. It is well documented that a dynamic curriculum impacts every aspect of an individual's learning. At AJMS we feel fortunate to have the structure and schedule to address a total educational experience that reaches all individuals. The potential to grow individually is a fundamental aspect of our climate and culture borne through and supported by staff, student, and community cooperation and dedication.

Theodore (Butch) Dutton - Principal
Donna Harper - SIC Chair

Comprehensive detail, including definitions of rating, performance criteria, and explanations of status, is available on www.ed.sc.gov and www.eoc.sc.gov as well as school and school district websites.

Printed versions are available from school districts upon request.

Abbreviations Key

N/A Not Applicable N/AV Not Available N/C Not Collected N/R Not Reported I/S Insufficient Sample TBD To be determined
NI Newly Identified CSI Continuing School Improvement CA Corrective Action RP Plan to Restructure R Restructure DELAY School Improvement Status HOLD School Improvement Status