



SC Annual School Report Card Summary

Camden Middle
 Kershaw County
 Grades: 6-8 Enrollment: 754
 Principal: Jefferson Dean Jordan
 Superintendent: Dr. Frank E. Morgan
 Board Chair: Joseph Dorton, Jr.

PERFORMANCE

Comprehensive detail, including definitions of ratings, performance criteria, and explanations of status, is available on www.ed.sc.gov and www.eoc.sc.gov as well as school and school district websites. Printed versions are available from school districts upon request.

YEAR	ABSOLUTE RATING	GROWTH RATING	PALMETTO GOLD/SILVER AWARD	AYP STATUS	NCLB IMPROVEMENT STATUS
2008	Average	Below Average	TBD	Not Met	N/A
2007	Average	Below Average	N/A	Not Met	N/A
2006	Average	At-Risk	N/A	Not Met	N/A

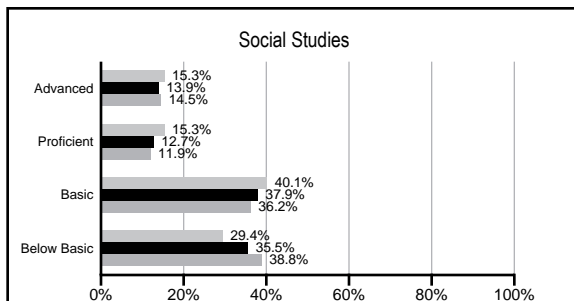
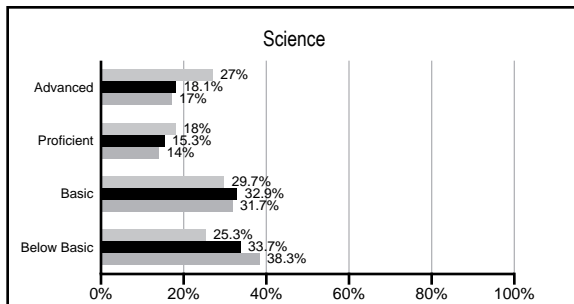
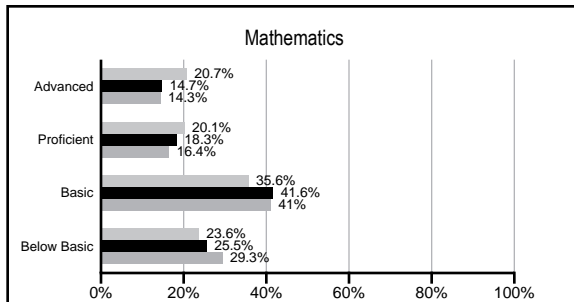
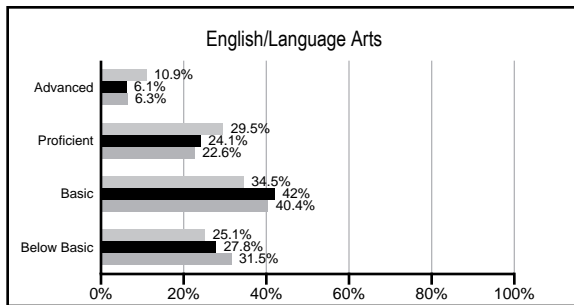
ABSOLUTE RATINGS OF MIDDLE SCHOOLS WITH STUDENTS LIKE OURS*

EXCELLENT	GOOD	AVERAGE	BELOW AVERAGE	AT-RISK
0	0	19	22	3

* Ratings are calculated with data available by 03/02/2009. Schools with Students like Ours are Middle Schools with poverty indices of no more than 5% above or below the index for this school.


PACT PERFORMANCE

Our School Middle Schools with Students Like Ours Middle schools statewide



NAEP PERFORMANCE*

* Performance reported for SC and nation, data not available at school level. Percentages at NAEP Achievement Levels.



END OF COURSE TESTS - 2008

% of students scoring 70 or above on:	Our Middle School	Middle Schools with Students Like Ours
Algebra 1/Math for the Technologies 2	100.0%	98.1%
English 1	100.0%	97.4%
Physical Science	0%	48.7%
All Subjects	100.0%	97.7%

SC PERFORMANCE GOAL

2010 Goal:
By 2010, SC's student achievement will be ranked in the top half of the states nationally. To achieve this goal, we must become one of the fastest improving systems in the country.

2020 Goal: TBD

Abbreviations Key

N/A Not Applicable N/AV Not Available N/C Not Collected N/R Not Reported I/S Insufficient Sample TBD To be determined
 NI Newly Identified CSI Continuing School Improvement CA Corrective Action RP Plan to Restructure R Restructure DELAY School Improvement Status HOLD School Improvement Status

Camden Middle [Kershaw County]

SCHOOL PROFILE

	Our School	Change from Last Year	Middle Schools with Students Like Ours	Median Middle School
Students (n=754)				
Students enrolled in high school credit courses (grades 7 & 8)	33.7%	Up from 18.2%	23.5%	19.4%
Retention rate	0.9%	Up from 0.8%	1.5%	1.8%
Attendance rate	96.0%	Up from 95.7%	95.9%	95.8%
Eligible for gifted and talented	21.6%	Up from 20.0%	17.8%	15.3%
With disabilities other than speech	12.2%	Up from 10.2%	14.2%	12.9%
Out-of-school suspensions or expulsions for violent &/or criminal offenses	15.0%	Up from 0.2%	0.6%	0.7%
Annual dropout rate	0.0%	No Change	0.0%	0.0%
Teachers (n=59)				
Teachers with advanced degrees	72.9%	Up from 72.6%	53.8%	55.0%
Continuing contract teachers	89.8%	Up from 88.7%	73.9%	70.6%
Teachers with emergency or provisional certificates	5.2%	Up from 5.0%	5.4%	5.4%
Teachers returning from previous year	93.7%	Up from 93.2%	84.8%	83.4%
Teacher attendance rate	95.3%	Down from 95.5%	94.8%	94.9%
Average teacher salary	\$49,717	Up 5.7%	\$44,577	\$44,706
Classes not taught by highly qualified teachers	7.1%	Up from 3.6%	2.1%	2.9%
School				
Principal's years at school	5.0	Up from 4.0	3.0	3.0
Student-teacher ratio in core subjects	20.6 to 1	Up from 19.1 to 1	20.7 to 1	20.1 to 1
Prime instructional time	89.6%	Down from 90.0%	89.3%	89.3%
Opportunities in the arts	Fair	Down from Good	Good	Good
SACS accreditation	Yes	No Change	Yes	Yes
Character development program	Average	No Change	Good	Good
Dollars spent per pupil*	\$6,823	Up 7.8%	\$6,993	\$7,097
Percent of expenditures for instruction*	70.3%	Down from 71.4%	62.2%	64.4%
Percent of expenditures for teacher salaries*	69.2%	Down from 70.3%	59.0%	59.4%
% of AYP objectives met	71.4%		70.6%	69.0%

* Prior year audited financial data available.

EVALUATION RESULTS

	Teachers	Students*	Parents*
Number of surveys returned	28	236	135
Percent satisfied with learning environment	89.3%	81.4%	85.2%
Percent satisfied with social and physical environment	78.6%	78.3%	66.4%
Percent satisfied with school-home relations	66.7%	87.6%	74.2%

*Only students at the highest middle school grade level at this school and their parents were included.

REPORT OF PRINCIPAL AND SCHOOL IMPROVEMENT COUNCIL

Camden Middle School continued in 2007-2008 to excel in academics, athletics, and the fine arts. Our students have progressed in all areas.

Students at CMS persist in making gains in all areas of the PACT. To increase academic success, Camden Middle School has initiated several new programs, including a daily, forty-minute Enrichment Class. In all classes, teachers focus on teaching and extending all state curriculum standards.

Camden Middle School continued with its mentoring and leadership program. In addition, we implemented monthly clubs to engage students in activities that increase learning and motivation. We teach the Habits of Mind for intelligent thinking as an integral part of our curriculum.

Other successes include seven teachers who have achieved National Board Certification. Camden Middle School continues to offer high school credits in Algebra I and English I. More students completed these courses in 2007-2008, and every student passed the End of Course Examination Program.

CMS participated in academic and talent search testing. Eighth grade participated in the PSAT testing. CMS had 20 South Carolina Junior Scholars. Seventh graders participated in the Duke TIP testing.

A CMS sixth grader won the National Defense Committee's Good Citizenship Medal.

Three seventh graders earned awards in the University of South Carolina Region II Science and Engineering Fair in March 2008.

Our Sixth Grade Bumblebee team won SC FIRST's Lego League Robotics First Place in Teamwork award at the Lego League State Tournament at Clemson University.

The Lady Eagles' basketball team was the Wateree River Conference Champions with an undefeated season.

The CMS Band won numerous awards, including an Excellent Rating at State Concert Festival and Superior Rating at State Jazz Band Festival. Many CMS students earned Excellent and Superior individual ratings as well. Our Jazz Band was also featured on SC ETV's Roadshow.

The South Carolina Middle School Association awarded CMS's Technology Education teacher the Middle School Magic Award presented at the State Conference. Sixth grade science teachers also presented a unit during a conference session.

The Camden Art Association awarded CMS's art teacher First Place in the Camden Art Association show at the Fine Arts Center of Kershaw County.

Jeff Jordan, Principal
Bill Ford, School Improvement Council Chairperson

Comprehensive detail, including definitions of rating, performance criteria, and explanations of status, is available on www.ed.sc.gov and www.eoc.sc.gov as well as school and school district websites.

Printed versions are available from school districts upon request.

Abbreviations Key

N/A Not Applicable N/AV Not Available N/C Not Collected N/R Not Reported I/S Insufficient Sample TBD To be determined
NI Newly Identified CSI Continuing School Improvement CA Corrective Action RP Plan to Restructure R Restructure DELAY School Improvement Status HOLD School Improvement Status