



SC Annual School Report Card Summary

Ridgeland Middle

Jasper

Grades: 7-9

Enrollment: 468

Principal: Ranell Williams, Jr.

Superintendent: Dr. Delacy Sanford

Board Chair: Berty Riley

PERFORMANCE

Comprehensive detail, including definitions of ratings, performance criteria, and explanations of status, is available on www.ed.sc.gov and www.eoc.sc.gov as well as school and school district websites. Printed versions are available from school districts upon request.

YEAR	ABSOLUTE RATING	GROWTH RATING	PALMETTO GOLD/SILVER AWARD	AYP STATUS	NCLB IMPROVEMENT STATUS
2008	At-Risk	Below Average	TBD	Not Met	R
2007	At-Risk	At-Risk	N/A	Not Met	R
2006	At-Risk	At-Risk	N/A	Not Met	R

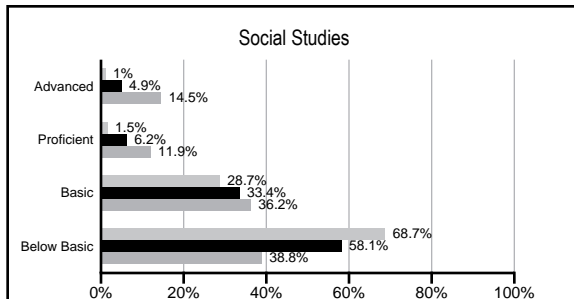
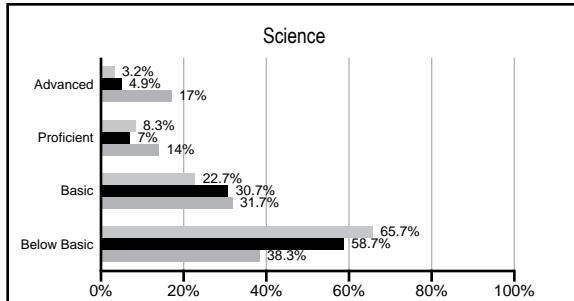
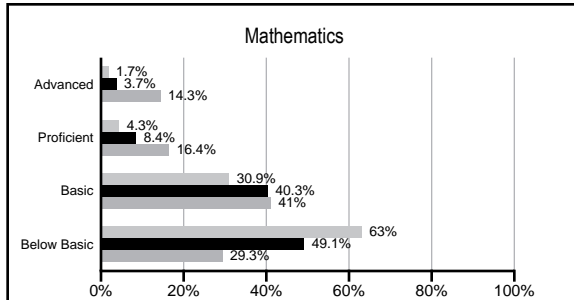
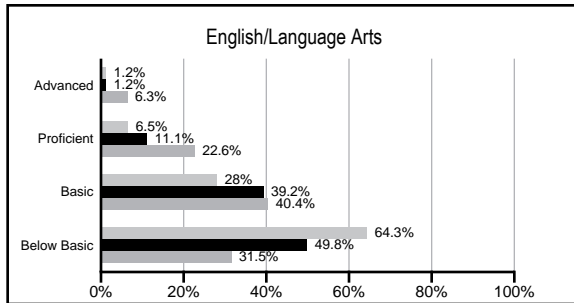
ABSOLUTE RATINGS OF MIDDLE SCHOOLS WITH STUDENTS LIKE OURS*

EXCELLENT	GOOD	AVERAGE	BELOW AVERAGE	AT-RISK
0	0	0	3	53

* Ratings are calculated with data available by 03/02/2009. Schools with Students like Ours are Middle Schools with poverty indices of no more than 5% above or below the index for this school.



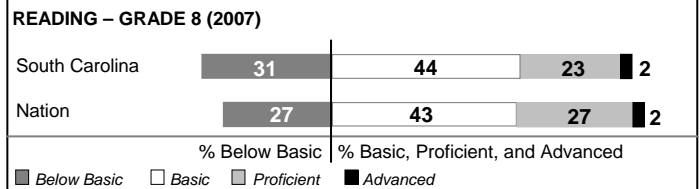
PACT PERFORMANCE

Our School Middle Schools with Students Like Ours Middle schools statewide



NAEP PERFORMANCE*

* Performance reported for SC and nation, data not available at school level. Percentages at NAEP Achievement Levels.



END OF COURSE TESTS - 2008

% of students scoring 70 or above on:	Our Middle School	Middle Schools with Students Like Ours
Algebra 1/Math for the Technologies 2	77.6%	84.1%
English 1	43.2%	80.5%
Physical Science	38.9%	37.9%
All Subjects	53.8%	80.8%

SC PERFORMANCE GOAL

2010 Goal:

By 2010, SC's student achievement will be ranked in the top half of the states nationally. To achieve this goal, we must become one of the fastest improving systems in the country.

2020 Goal: TBD

Abbreviations Key

N/A Not Applicable N/AV Not Available N/C Not Collected N/R Not Reported I/S Insufficient Sample TBD To be determined
 NI Newly Identified CSI Continuing School Improvement CA Corrective Action RP Plan to Restructure R Restructure DELAY School Improvement Status HOLD School Improvement Status

Ridgeland Middle [Jasper]

SCHOOL PROFILE

	Our School	Change from Last Year	Middle Schools with Students Like Ours	Median Middle School
Students (n=468)				
Students enrolled in high school credit courses (grades 7 & 8)	0.0%	Down from 7.1%	12.1%	19.4%
Retention rate	8.5%	Up from 1.3%	3.0%	1.8%
Attendance rate	98.4%	Up from 97.1%	95.1%	95.8%
Eligible for gifted and talented	12.1%	Up from 4.9%	6.1%	15.3%
With disabilities other than speech	13.9%	Down from 14.2%	13.5%	12.9%
Out-of-school suspensions or expulsions for violent &/or criminal offenses	25.4%	Up from 0.3%	0.7%	0.7%
Annual dropout rate	0.0%	No Change	0.0%	0.0%
Teachers (n=37)				
Teachers with advanced degrees	62.2%	Up from 60.0%	54.3%	55.0%
Continuing contract teachers	37.8%	Down from 40.0%	54.3%	70.6%
Teachers with emergency or provisional certificates	41.4%	Down from 48.6%	18.9%	5.4%
Teachers returning from previous year	67.4%	Down from 68.4%	76.6%	83.4%
Teacher attendance rate	93.9%	N/R	94.7%	94.9%
Average teacher salary	\$48,320	Up 21.8%	\$43,167	\$44,706
Classes not taught by highly qualified teachers	25.7%	Down from 45.6%	8.5%	2.9%
School				
Principal's years at school	1.0	Down from 2.0	2.0	3.0
Student-teacher ratio in core subjects	19.6 to 1	Up from 19.4 to 1	16.2 to 1	20.1 to 1
Prime instructional time	91.1%	N/R	88.8%	89.3%
Opportunities in the arts	Excellent	Up from Good	Good	Good
SACS accreditation	Yes	No Change	Yes	Yes
Character development program	Below Average	Down from Good	Good	Good
Dollars spent per pupil*	\$6,823	Up 14.7%	\$8,763	\$7,097
Percent of expenditures for instruction*	72.9%	Up from 72.1%	63.1%	64.4%
Percent of expenditures for teacher salaries*	59.2%	Up from 53.9%	56.4%	59.4%
% of AYP objectives met	52.9%		53.8%	69.0%

* Prior year audited financial data available.

EVALUATION RESULTS

	Teachers	Students*	Parents*
Number of surveys returned	36	100	48
Percent satisfied with learning environment	44.1%	54.7%	52.2%
Percent satisfied with social and physical environment	65.7%	50.0%	40.4%
Percent satisfied with school-home relations	28.6%	72.6%	54.3%

*Only students at the highest middle school grade level at this school and their parents were included.

REPORT OF PRINCIPAL AND SCHOOL IMPROVEMENT COUNCIL

The 2007-2008 school year brought new grade configuration changes for Ridgeland Middle School. The fifth and sixth grade students returned to the elementary school and the ninth graders moved from the high school to the middle school. These changes will thus convert Ridgeland Middle School to a junior high school model. This change will facilitate greater collaboration with the high school. This past year's sweeping changes brought about major adjustments for the junior high school as well.

Some of those changes included two new Pre-k-12 facilities at the north and south end of the county, a new district level superintendent, new school-based administrators, and year two implementation of the Anderson 5 curriculum. The 2008-2009 school year will bring its own challenges as the school re-establishes itself as a true middle school housing grades 6-8. The demographic makeup is about 77% African American, 10% Caucasian, 9% Hispanic, and 4% other. Less than 3% of our current teaching staff has more than four years of teaching experience.

There were several highlights for the 2007-2008 school year. The following represent some of the noteworthy accomplishments of the year: selection of Ms Mary Lewis as 'Teacher of the Year,' boy's Basketball Team recognized as Conference Champions; improved MAP scores on winter administration of test; students and staff recognized during quarterly award programs; Honor Roll students embarking on incentive field trips; establishment of Ministerial Alliance Community Outreach Group; hosted 1st annual Hispanic Festival; science coach orchestrated 1st Science Fair/Health Fair; established 'Single-gender' classes for 7th & 8th grades; and conducted mid-year retreat focusing on key professional development areas.

We look with eager anticipation toward the upcoming school term, hoping to build on the successes of last year, as well as learning from the challenges. Numerous activities are planned and new ventures are in place to facilitate the future success of Ridgeland Middle School.

Comprehensive detail, including definitions of rating, performance criteria, and explanations of status, is available on www.ed.sc.gov and www.eoc.sc.gov as well as school and school district websites.

Printed versions are available from school districts upon request.

Abbreviations Key

N/A Not Applicable N/AV Not Available N/C Not Collected N/R Not Reported I/S Insufficient Sample TBD To be determined
NI Newly Identified CSI Continuing School Improvement CA Corrective Action RP Plan to Restructure R Restructure DELAY School Improvement Status HOLD School Improvement Status