



# SC Annual School Report Card Summary

Aynor Middle  
Horry

Grades: 6-8

Enrollment: 536

Principal: Milton Frink

Superintendent: Dr. Cynthia Elsberry

Board Chair: Will Garland

## PERFORMANCE

Comprehensive detail, including definitions of ratings, performance criteria, and explanations of status, is available on [www.ed.sc.gov](http://www.ed.sc.gov) and [www.eoc.sc.gov](http://www.eoc.sc.gov) as well as school and school district websites. Printed versions are available from school districts upon request.

YEAR	ABSOLUTE RATING	GROWTH RATING	PALMETTO GOLD/SILVER AWARD	AYP STATUS	NCLB IMPROVEMENT STATUS
2008	Average	At-Risk	TBD	Not Met	N/A
2007	Average	At-Risk	N/A	Not Met	N/A
2006	Average	At-Risk	N/A	Not Met	N/A

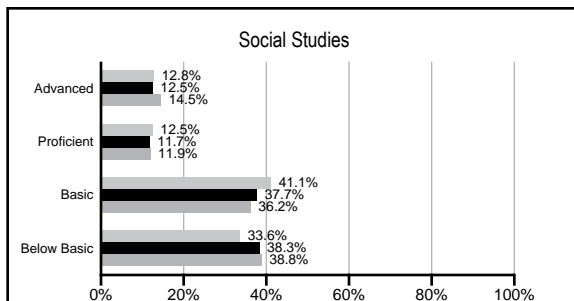
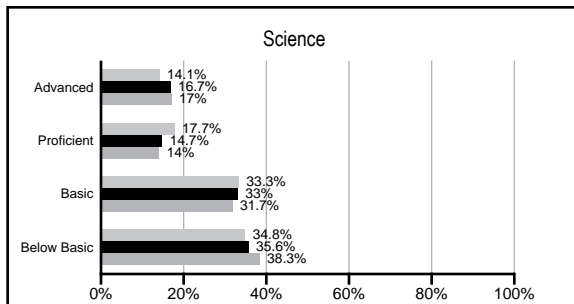
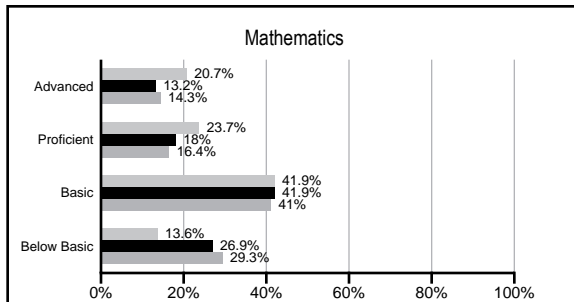
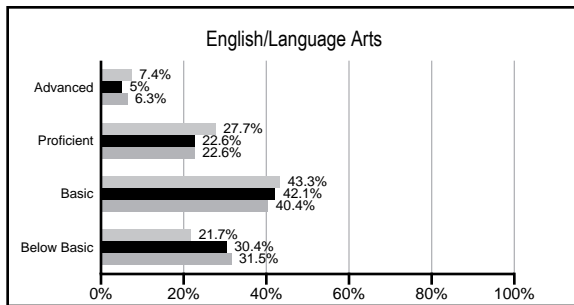
## ABSOLUTE RATINGS OF MIDDLE SCHOOLS WITH STUDENTS LIKE OURS\*

EXCELLENT	GOOD	AVERAGE	BELOW AVERAGE	AT-RISK
0	0	16	29	5

\* Ratings are calculated with data available by 03/02/2009. Schools with Students like Ours are Middle Schools with poverty indices of no more than 5% above or below the index for this school.

## PACT PERFORMANCE


Our School Middle Schools with Students Like Ours Middle schools statewide



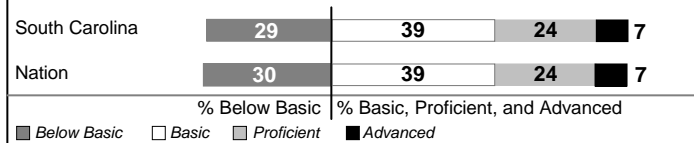
## NAEP PERFORMANCE\*

\* Performance reported for SC and nation, data not available at school level. Percentages at NAEP Achievement Levels.


### READING - GRADE 8 (2007)



### MATH - GRADE 8 (2007)



### SCIENCE - GRADE 8 (2005)



## END OF COURSE TESTS - 2008

% of students scoring 70 or above on:	Our Middle School	Middle Schools with Students Like Ours
Algebra 1/Math for the Technologies 2	100.0%	97.0%
English 1	100.0%	96.8%
Physical Science	0%	50.0%
All Subjects	100.0%	96.3%

## SC PERFORMANCE GOAL

2010 Goal:

*By 2010, SC's student achievement will be ranked in the top half of the states nationally. To achieve this goal, we must become one of the fastest improving systems in the country.*

2020 Goal: TBD

### Abbreviations Key

N/A Not Applicable N/AV Not Available N/C Not Collected N/R Not Reported I/S Insufficient Sample TBD To be determined

NI Newly Identified CSI Continuing School Improvement CA Corrective Action RP Plan to Restructure R Restructure DELAY School Improvement Status HOLD School Improvement Status

# Aynor Middle [Horry]

## SCHOOL PROFILE

	Our School	Change from Last Year	Middle Schools with Students Like Ours	Median Middle School
<b>Students (n=536)</b>				
Students enrolled in high school credit courses (grades 7 & 8)	15.2%	Up from 12.3%	23.3%	19.4%
Retention rate	1.5%	Down from 2.6%	1.6%	1.8%
Attendance rate	96.0%	Up from 95.4%	95.9%	95.8%
Eligible for gifted and talented	31.5%	Up from 30.9%	17.8%	15.3%
With disabilities other than speech	13.3%	Down from 14.9%	14.3%	12.9%
Out-of-school suspensions or expulsions for violent &/or criminal offenses	2.2%	Up from 1.7%	0.5%	0.7%
Annual dropout rate	0.0%	No Change	0.0%	0.0%
<b>Teachers (n=33)</b>				
Teachers with advanced degrees	57.6%	Up from 50.0%	54.2%	55.0%
Continuing contract teachers	75.8%	Up from 72.2%	74.1%	70.6%
Teachers with emergency or provisional certificates	3.3%	Down from 10.7%	5.4%	5.4%
Teachers returning from previous year	85.2%	Down from 88.2%	84.8%	83.4%
Teacher attendance rate	94.7%	Down from 96.8%	95.0%	94.9%
Average teacher salary	\$48,121	Up 1.7%	\$44,220	\$44,706
Classes not taught by highly qualified teachers	3.6%	Down from 3.7%	2.3%	2.9%
<b>School</b>				
Principal's years at school	4.0	Up from 3.0	3.0	3.0
Student-teacher ratio in core subjects	25.6 to 1	Up from 24.0 to 1	20.7 to 1	20.1 to 1
Prime instructional time	88.3%	Down from 90.6%	89.3%	89.3%
Opportunities in the arts	Excellent	No Change	Good	Good
SACS accreditation	Yes	No Change	Yes	Yes
Character development program	Good	No Change	Good	Good
Dollars spent per pupil*	\$8,256	Up 17.6%	\$7,158	\$7,097
Percent of expenditures for instruction*	59.9%	Down from 63.1%	63.7%	64.4%
Percent of expenditures for teacher salaries*	55.9%	Down from 59.9%	59.4%	59.4%
% of AYP objectives met	76.2%		71.0%	69.0%

\* Prior year audited financial data available.

## EVALUATION RESULTS

	Teachers	Students*	Parents*
Number of surveys returned	35	151	79
Percent satisfied with learning environment	97.1%	77.5%	90.9%
Percent satisfied with social and physical environment	97.1%	78.8%	88.2%
Percent satisfied with school-home relations	91.4%	86.0%	84.4%

\*Only students at the highest middle school grade level at this school and their parents were included.

## REPORT OF PRINCIPAL AND SCHOOL IMPROVEMENT COUNCIL

We are proud of the accomplishments that we have made at Aynor Middle School during 2007-2008. Although the year seemed to pass rapidly, our students still found time to make great achievements in several areas. This could not have been done without the help and encouragement of community and business partners, parents, students, and staff members.

To address the academic needs of our students, we have implemented the following programs or strategies:

- Literacy First strategies across content areas
- 30 minutes of Monitored Independent Reading Practice (MIRP)

- Enterprise Reading Model grades 6 & 7

- After-school tutorial program

- Utilized DesCartes Learning Continuum

- Data team to analyze student data monthly

- Continued scheduling parent-teacher conferences quarterly

- Staff development based upon student achievement results from PACT and MAP

Aynor Middle has received much recognition and many awards. Among these are:

- AYP District Silver Award (for 2006-2007)

- Superintendent's Service Award for middle schools (for 2006-2007)

- Superintendent's Reading Honor Roll (58 students)

- AMS named a Green Power Solar School

- 2008 Governor's Citizenship Award Recipient (1)

- Horry County Winner For State Geography Bee (1)

- Duke Tip Scholar (1)

- HC Soil & Water Conservation Essay District Winners (6th & 7th)

- Junior Scholars (12)/Scholars Academy (3)/Early College (5)

- Time Warner Hero Highlights Participant (1)

- HTC Reel Kids Recipient (1)

- First Place Winner for Middle School Chorus Music Festival, Atlanta, Ga.

The challenges will be many as we continue our "pursuit of excellence". We will work as a learning community to see that no child at Aynor Middle School is left behind.

Milton Frink, Principal

Phillip Hendrick, School Improvement Council Chairperson  
2007-08

Comprehensive detail, including definitions of rating, performance criteria, and explanations of status, is available on [www.ed.sc.gov](http://www.ed.sc.gov) and [www.eoc.sc.gov](http://www.eoc.sc.gov) as well as school and school district websites.

Printed versions are available from school districts upon request.

### Abbreviations Key

N/A Not Applicable N/AV Not Available N/C Not Collected N/R Not Reported I/S Insufficient Sample TBD To be determined  
NI Newly Identified CSI Continuing School Improvement CA Corrective Action RP Plan to Restructure R Restructure DELAY School Improvement Status HOLD School Improvement Status