



SC Annual School Report Card Summary

Forestbrook Middle

Horry

Grades: 6-8

Enrollment: 1,048

Principal: Margaret B. Sordian

Superintendent: Dr. Cynthia Elsberry

Board Chair: Will Garland

PERFORMANCE

Comprehensive detail, including definitions of ratings, performance criteria, and explanations of status, is available on www.ed.sc.gov and www.eoc.sc.gov as well as school and school district websites. Printed versions are available from school districts upon request.

| YEAR | ABSOLUTE RATING | GROWTH RATING | PALMETTO GOLD/SILVER AWARD | AYP STATUS | NCLB IMPROVEMENT STATUS |
|------|-----------------|---------------|----------------------------|------------|-------------------------|
| 2008 | Good | At-Risk | TBD | Not Met | N/A |
| 2007 | Good | At-Risk | N/A | Not Met | N/A |
| 2006 | Good | At-Risk | N/A | Not Met | N/A |

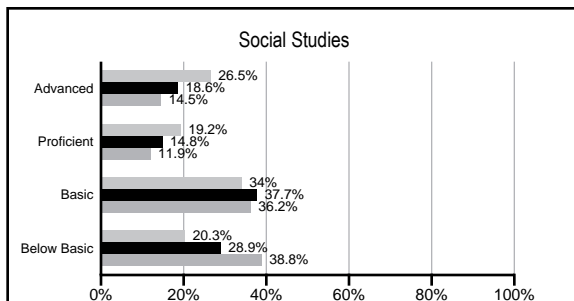
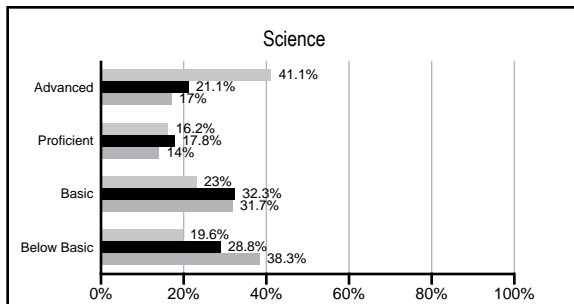
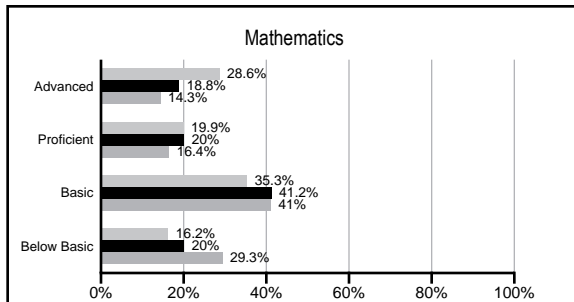
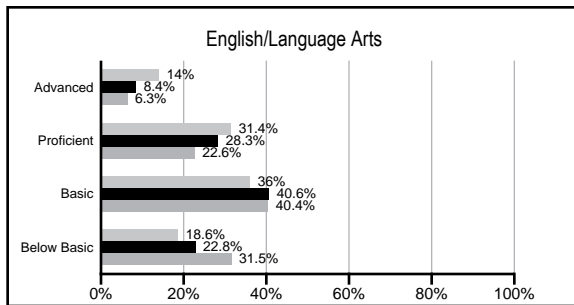
ABSOLUTE RATINGS OF MIDDLE SCHOOLS WITH STUDENTS LIKE OURS*

| EXCELLENT | GOOD | AVERAGE | BELOW AVERAGE | AT-RISK |
|-----------|------|---------|---------------|---------|
| 0 | 2 | 31 | 10 | 1 |

* Ratings are calculated with data available by 03/02/2009. Schools with Students like Ours are Middle Schools with poverty indices of no more than 5% above or below the index for this school.



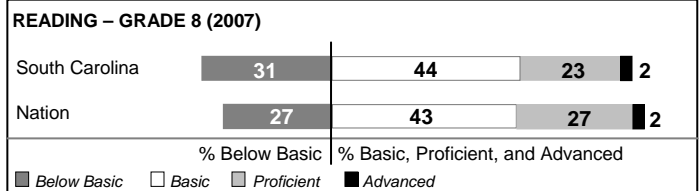
PACT PERFORMANCE

Our School Middle Schools with Students Like Ours Middle schools statewide



NAEP PERFORMANCE*

* Performance reported for SC and nation, data not available at school level. Percentages at NAEP Achievement Levels.



END OF COURSE TESTS - 2008

| % of students scoring 70 or above on: | Our Middle School | Middle Schools with Students Like Ours |
|---------------------------------------|-------------------|--|
| Algebra 1/Math for the Technologies 2 | 100.0% | 98.4% |
| English 1 | 100.0% | 94.0% |
| Physical Science | 0% | 36.0% |
| All Subjects | 100.0% | 97.8% |

SC PERFORMANCE GOAL

2010 Goal:

By 2010, SC's student achievement will be ranked in the top half of the states nationally. To achieve this goal, we must become one of the fastest improving systems in the country.

2020 Goal: TBD

Abbreviations Key

N/A Not Applicable N/AV Not Available N/C Not Collected N/R Not Reported I/S Insufficient Sample TBD To be determined
 NI Newly Identified CSI Continuing School Improvement CA Corrective Action RP Plan to Restructure R Restructure DELAY School Improvement Status HOLD School Improvement Status

Forestbrook Middle [Horry]

SCHOOL PROFILE

| | Our School | Change from Last Year | Middle Schools with Students Like Ours | Median Middle School |
|--|------------|-----------------------|--|----------------------|
| Students (n=1,048) | | | | |
| Students enrolled in high school credit courses (grades 7 & 8) | 53.5% | Up from 35.9% | 27.0% | 19.4% |
| Retention rate | 0.1% | Down from 0.8% | 1.8% | 1.8% |
| Attendance rate | 95.7% | Down from 95.8% | 95.9% | 95.8% |
| Eligible for gifted and talented | 35.9% | Up from 33.8% | 19.6% | 15.3% |
| With disabilities other than speech | 13.0% | Up from 12.6% | 11.6% | 12.9% |
| Out-of-school suspensions or expulsions for violent &/or criminal offenses | 1.2% | Down from 2.2% | 0.8% | 0.7% |
| Annual dropout rate | 0.0% | No Change | 0.0% | 0.0% |
| Teachers (n=63) | | | | |
| Teachers with advanced degrees | 50.8% | Up from 48.4% | 57.6% | 55.0% |
| Continuing contract teachers | 76.2% | Down from 77.4% | 74.3% | 70.6% |
| Teachers with emergency or provisional certificates | 8.2% | Down from 8.8% | 4.2% | 5.4% |
| Teachers returning from previous year | 85.9% | Up from 84.7% | 85.9% | 83.4% |
| Teacher attendance rate | 93.1% | Down from 95.1% | 95.0% | 94.9% |
| Average teacher salary | \$49,106 | Up 3.0% | \$45,165 | \$44,706 |
| Classes not taught by highly qualified teachers | 0.0% | Down from 6.7% | 1.3% | 2.9% |
| School | | | | |
| Principal's years at school | 1.0 | Down from 8.0 | 4.0 | 3.0 |
| Student-teacher ratio in core subjects | 24.0 to 1 | Up from 18.3 to 1 | 21.4 to 1 | 20.1 to 1 |
| Prime instructional time | 87.2% | Down from 89.5% | 89.8% | 89.3% |
| Opportunities in the arts | Excellent | Up from Good | Good | Good |
| SACS accreditation | Yes | No Change | Yes | Yes |
| Character development program | Average | No Change | Good | Good |
| Dollars spent per pupil* | \$6,891 | Up 15.9% | \$6,613 | \$7,097 |
| Percent of expenditures for instruction* | 67.6% | Down from 69.9% | 64.6% | 64.4% |
| Percent of expenditures for teacher salaries* | 62.2% | Down from 67.0% | 59.7% | 59.4% |
| % of AYP objectives met | 72.4% | | 72.4% | 69.0% |

* Prior year audited financial data available.

EVALUATION RESULTS

| | Teachers | Students* | Parents* |
|--|----------|-----------|----------|
| Number of surveys returned | 67 | 327 | 205 |
| Percent satisfied with learning environment | 94.0% | 79.1% | 81.8% |
| Percent satisfied with social and physical environment | 97.0% | 80.7% | 77.0% |
| Percent satisfied with school-home relations | 87.9% | 84.5% | 73.3% |

*Only students at the highest middle school grade level at this school and their parents were included.

REPORT OF PRINCIPAL AND SCHOOL IMPROVEMENT COUNCIL

Forestbrook Middle School continues its commitment to excellence by providing an outstanding academic experience for all students in an encouraging, supportive, and safe environment. Forestbrook Middle School offers a continuum of rigorous programs allowing students opportunities to work on individual needs through a variety of standardized, diagnostic, curriculum-based, and teacher-generated assessments. We monitor individual progress to ensure that each student's academic, social, career, and emotional needs are met. Additional time has been built into each school day for monitored independent reading practice (MIRP) in order to promote a love for reading and to reach our goals for literacy. Forestbrook Middle School is recognized as a Red Carpet School again this year!

Our faculty and staff regularly participate in professional development trainings offered at the school, district, state, and national levels. Six of our teachers are recognized as Nationally Board Certified Teachers. Four of our teachers are candidates for National Board Certification.

Many of our students have achieved recognition for academic achievements and performing arts. This year's accomplishments include: 62 SC Junior Scholars/12 Duke TIP Scholars, 105 Junior Beta students, 246 students qualified to take the PSAT & SAT exams, Junior Beta Club State Competition Winners, 2 students All State Orchestra, 2 students All Regional Orchestra, 3 students Long Bay Youth Orchestra, 26 students All County Band, 14 students All Regional Band, 1 student All State Band, and 7 students All County Chorus.

Forestbrook Middle School continues to be a school where students learn, grow, mature, and succeed! Our students, faculty, staff, parents, PTO, School Improvement Council members, and community members are committed to promoting academic achievement and being recognized for excellence in education.

Margaret B. Sordian, Principal
Jennifer Moore, School Improvement Council Chairperson, 2007-2008

Comprehensive detail, including definitions of rating, performance criteria, and explanations of status, is available on www.ed.sc.gov and www.eoc.sc.gov as well as school and school district websites.

Printed versions are available from school districts upon request.

Abbreviations Key

N/A Not Applicable N/AV Not Available N/C Not Collected N/R Not Reported I/S Insufficient Sample TBD To be determined
NI Newly Identified CSI Continuing School Improvement CA Corrective Action RP Plan to Restructure R Restructure DELAY School Improvement Status HOLD School Improvement Status