



SC Annual School Report Card Summary

St James Middle

Horry

Grades: 6-8

Enrollment: 998

Principal: Dr. D. Dwight Boykin

Superintendent: Dr. Cynthia Elsberry

Board Chair: Will Garland

PERFORMANCE

Comprehensive detail, including definitions of ratings, performance criteria, and explanations of status, is available on www.ed.sc.gov and www.eoc.sc.gov as well as school and school district websites. Printed versions are available from school districts upon request.

YEAR	ABSOLUTE RATING	GROWTH RATING	PALMETTO GOLD/SILVER AWARD	AYP STATUS	NCLB IMPROVEMENT STATUS
2008	Good	Average	TBD	Not Met	N/A
2007	Good	Below Average	N/A	Not Met	N/A
2006	Good	Below Average	N/A	Not Met	N/A

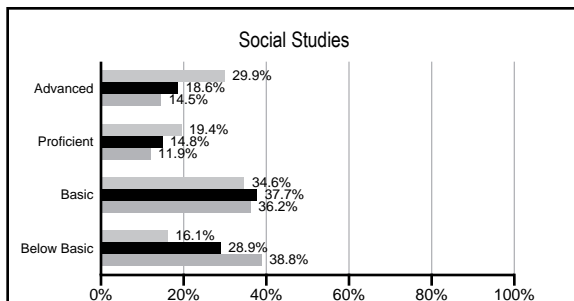
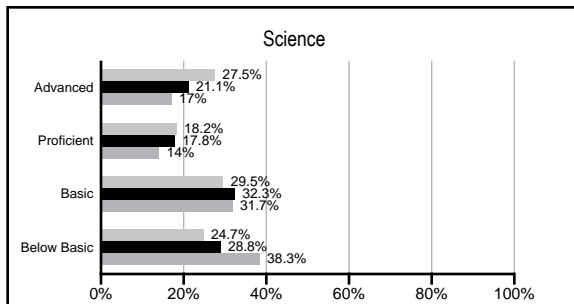
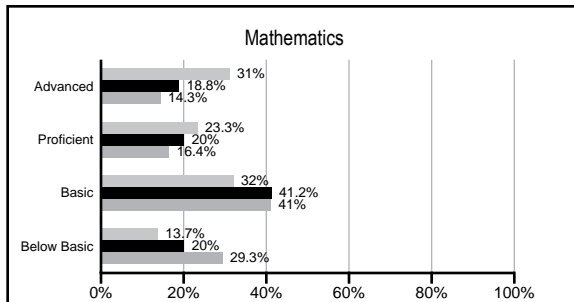
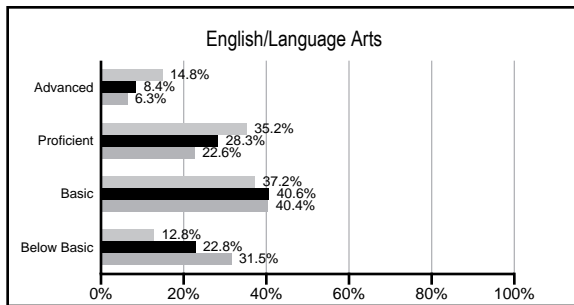
ABSOLUTE RATINGS OF MIDDLE SCHOOLS WITH STUDENTS LIKE OURS*

EXCELLENT	GOOD	AVERAGE	BELOW AVERAGE	AT-RISK
0	2	31	10	1

* Ratings are calculated with data available by 03/02/2009. Schools with Students like Ours are Middle Schools with poverty indices of no more than 5% above or below the index for this school.

PACT PERFORMANCE


Our School Middle Schools with Students Like Ours Middle schools statewide




NAEP PERFORMANCE*

* Performance reported for SC and nation, data not available at school level. Percentages at NAEP Achievement Levels.


READING - GRADE 8 (2007)



MATH - GRADE 8 (2007)



SCIENCE - GRADE 8 (2005)



END OF COURSE TESTS - 2008

% of students scoring 70 or above on:	Our Middle School	Middle Schools with Students Like Ours
Algebra 1/Math for the Technologies 2	99.3%	98.4%
English 1	100.0%	94.0%
Physical Science	0%	36.0%
All Subjects	99.4%	97.8%

SC PERFORMANCE GOAL

2010 Goal:

By 2010, SC's student achievement will be ranked in the top half of the states nationally. To achieve this goal, we must become one of the fastest improving systems in the country.

2020 Goal: TBD

Abbreviations Key

N/A Not Applicable N/AV Not Available N/C Not Collected N/R Not Reported I/S Insufficient Sample TBD To be determined
 NI Newly Identified CSI Continuing School Improvement CA Corrective Action RP Plan to Restructure R Restructure DELAY School Improvement Status HOLD School Improvement Status

St James Middle [Horry]

SCHOOL PROFILE

	Our School	Change from Last Year	Middle Schools with Students Like Ours	Median Middle School
Students (n=998)				
Students enrolled in high school credit courses (grades 7 & 8)	41.6%	Down from 53.6%	27.0%	19.4%
Retention rate	1.0%	Up from 0.6%	1.6%	1.8%
Attendance rate	99.7%	Up from 95.1%	95.9%	95.8%
Eligible for gifted and talented	32.6%	Down from 33.7%	20.8%	15.3%
With disabilities other than speech	13.7%	Up from 13.3%	11.7%	12.9%
Out-of-school suspensions or expulsions for violent &/or criminal offenses	2.3%	Down from 4.8%	0.7%	0.7%
Annual dropout rate	0.0%	No Change	0.0%	0.0%
Teachers (n=62)				
Teachers with advanced degrees	43.5%	Down from 48.3%	57.9%	55.0%
Continuing contract teachers	77.4%	Up from 76.7%	74.3%	70.6%
Teachers with emergency or provisional certificates	7.8%	Up from 6.0%	4.7%	5.4%
Teachers returning from previous year	84.2%	Up from 83.1%	86.7%	83.4%
Teacher attendance rate	93.9%	No Change	95.1%	94.9%
Average teacher salary	\$46,920	Down 1.5%	\$45,184	\$44,706
Classes not taught by highly qualified teachers	5.1%	Down from 7.1%	0.7%	2.9%
School				
Principal's years at school	10.0	Up from 9.0	3.0	3.0
Student-teacher ratio in core subjects	23.6 to 1	Down from 24.1 to 1	22.8 to 1	20.1 to 1
Prime instructional time	92.2%	Up from 87.6%	89.8%	89.3%
Opportunities in the arts	Good	No Change	Good	Good
SACS accreditation	Yes	No Change	Yes	Yes
Character development program	Good	Down from Excellent	Good	Good
Dollars spent per pupil*	\$6,846	Up 16.5%	\$6,579	\$7,097
Percent of expenditures for instruction*	66.1%	Down from 67.9%	64.8%	64.4%
Percent of expenditures for teacher salaries*	60.7%	Down from 65.2%	60.2%	59.4%
% of AYP objectives met	90.5%		72.4%	69.0%

* Prior year audited financial data available.

EVALUATION RESULTS

	Teachers	Students*	Parents*
Number of surveys returned	63	291	229
Percent satisfied with learning environment	87.1%	74.1%	83.1%
Percent satisfied with social and physical environment	90.5%	73.7%	81.9%
Percent satisfied with school-home relations	90.5%	81.0%	75.9%

*Only students at the highest middle school grade level at this school and their parents were included.

REPORT OF PRINCIPAL AND SCHOOL IMPROVEMENT COUNCIL

Our "Expanding Our Horizons" theme lifted our students and staff beyond another school year. We began the year with an enriched staff meeting focused on rigor, relevance, and relationships. The administrative team rotated the staff through instructional sessions that included effective lessons, classroom management, technology, and team collaboration. It was a very positive planning session enjoyed by all. We enhanced our hallways by painting a mural that showed a beach scene including pirates, their ship, and their chest of gold and trinkets. We updated the entrance to our campus by adding new and beautiful flower beds, potted plants, and park benches. We have added many new banners in our commons area that display our current students' accomplishments and successes. Our cafeteria proudly displays new tables and restaurant-style dining booths. Our student entrance and exit areas have been paved with new directional signs in place to provide extra safety precautions. With increased student enrollment, we have added six new portables. To enhance our instructional strategies, our staff continues to address data collected from PACT, MAP, and classroom assessments. We implemented a new 20/20 forty-minute, school-wide reading comprehension program. This program is followed up by weekly teacher-training sessions prepared by our curriculum specialist. We have reinforced our emphasis on guided collaborative same subject/same grade teacher meetings. We continue to emphasize our Math All Stars, Math Olympiad, Math Counts, Mock Trial, Accelerated Reader, Life Skills, PSAT/SAT tutorials, and writing/reading programs. We shared many successes by our students and staff that included 39 SC Junior Scholars, eight Duke TIP Scholars, 4th regional place in Mock Trial competition including best attorney, six All County Chorus including two attending Coastal Carolina Summer Choral Camp, Orchestra Superior rating in Spring Festival, eight Orchestra All County, 8th graders Superior Rating in Concert Festival, 9th Annual Multicultural Taste of St. James Dinner, Spelling and Geography Bee champions, Reel Kid Award winner, 1st Regional place in Math Counts competition including top five finish in the state and a individual overall winner, National History Day website state winners that are advancing to national competition in June, \$ 2,700 funds raised for St. Jude's Research Hospital with Marathon race, \$4,000 raised for "Freezin for a Reason" Special Olympics, Lt. Governor's Essay Award winner, 2nd place winner in SC Regional Middle School Division for National Career Development Association Poetry Contest, 2nd place finish in Waccamaw Region Seventh Annual SC Design Challenge, A Salute to Manufacturing, four 6th grade finalist in Myrtle Beach Pelicans Essay contest, teacher awarded \$2,000 CPS Student Response System for "Best Lesson Challenge," teacher recognized as Most Influential Teacher Winner in Sun News competition. We have a great PTSSO, School Improvement Council, Partners In Education, and community support. Local Rotary organizations, churches, and businesses provide support and services, often throughout the school year. In addition, we have an excellent local Advisory Board, district office, and district board. As we continue to expand our horizons for the future, we know that we are all lifelong learners, and we must continue to improve everyday.

Mrs. Cindy Whittington, School Improvement Council

Comprehensive detail, including definitions of rating, performance criteria, and explanations of status, is available on www.ed.sc.gov and www.eoc.sc.gov as well as school and school district websites.

Printed versions are available from school districts upon request.

Abbreviations Key

N/A Not Applicable N/AV Not Available N/C Not Collected N/R Not Reported I/S Insufficient Sample TBD To be determined
 NI Newly Identified CSI Continuing School Improvement CA Corrective Action RP Plan to Restructure R Restructure DELAY School Improvement Status HOLD School Improvement Status