



SC Annual School Report Card Summary

Myrtle Beach Middle

Horry

Grades: 6-8

Enrollment: 832

Principal: Roger Gray

Superintendent: Dr. Cynthia Elsberry

Board Chair: Will Garland

PERFORMANCE

Comprehensive detail, including definitions of ratings, performance criteria, and explanations of status, is available on www.ed.sc.gov and www.eoc.sc.gov as well as school and school district websites. Printed versions are available from school districts upon request.

YEAR	ABSOLUTE RATING	GROWTH RATING	PALMETTO GOLD/SILVER AWARD	AYP STATUS	NCLB IMPROVEMENT STATUS
2008	Average	Below Average	TBD	Not Met	N/A
2007	Average	At-Risk	N/A	Not Met	N/A
2006	Average	At-Risk	N/A	Not Met	N/A

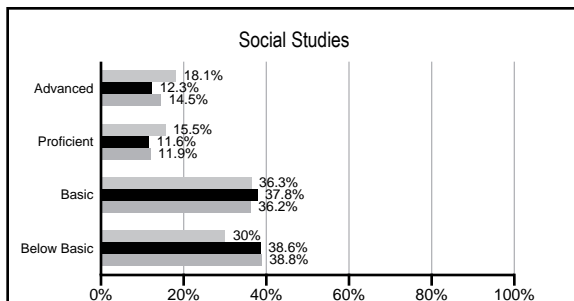
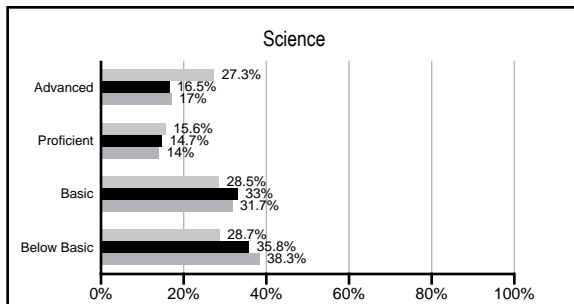
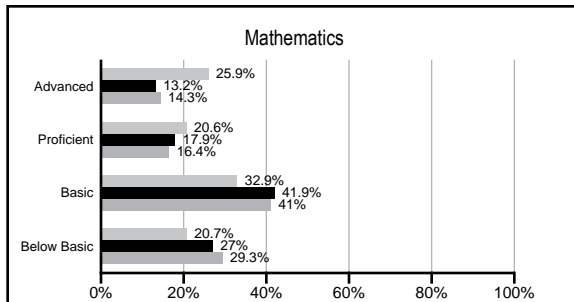
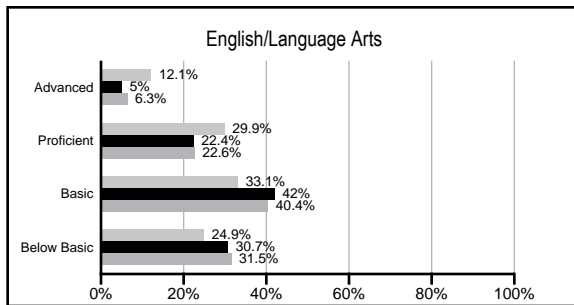
ABSOLUTE RATINGS OF MIDDLE SCHOOLS WITH STUDENTS LIKE OURS*

EXCELLENT	GOOD	AVERAGE	BELOW AVERAGE	AT-RISK
0	0	15	30	5

* Ratings are calculated with data available by 03/02/2009. Schools with Students like Ours are Middle Schools with poverty indices of no more than 5% above or below the index for this school.

PACT PERFORMANCE


Our School Middle Schools with Students Like Ours Middle schools statewide



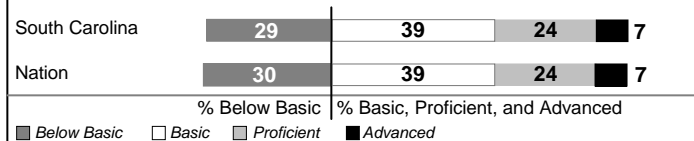
NAEP PERFORMANCE*

* Performance reported for SC and nation, data not available at school level. Percentages at NAEP Achievement Levels.


READING - GRADE 8 (2007)



MATH - GRADE 8 (2007)



SCIENCE - GRADE 8 (2005)



END OF COURSE TESTS - 2008

% of students scoring 70 or above on:	Our Middle School	Middle Schools with Students Like Ours
Algebra 1/Math for the Technologies 2	100.0%	97.0%
English 1	100.0%	96.7%
Physical Science	0%	50.0%
All Subjects	100.0%	96.3%

SC PERFORMANCE GOAL

2010 Goal:

By 2010, SC's student achievement will be ranked in the top half of the states nationally. To achieve this goal, we must become one of the fastest improving systems in the country.

2020 Goal: TBD

Abbreviations Key

N/A Not Applicable N/AV Not Available N/C Not Collected N/R Not Reported I/S Insufficient Sample TBD To be determined
 NI Newly Identified CSI Continuing School Improvement CA Corrective Action RP Plan to Restructure R Restructure DELAY School Improvement Status HOLD School Improvement Status

Myrtle Beach Middle [Horry]

SCHOOL PROFILE

	Our School	Change from Last Year	Middle Schools with Students Like Ours	Median Middle School
Students (n=832)				
Students enrolled in high school credit courses (grades 7 & 8)	34.3%	Down from 36.8%	23.3%	19.4%
Retention rate	0.6%	Down from 1.6%	1.5%	1.8%
Attendance rate	97.6%	Up from 95.8%	95.9%	95.8%
Eligible for gifted and talented	26.5%	Down from 30.6%	17.8%	15.3%
With disabilities other than speech	14.4%	Up from 12.3%	14.3%	12.9%
Out-of-school suspensions or expulsions for violent &/or criminal offenses	1.8%	Down from 4.0%	0.5%	0.7%
Annual dropout rate	0.0%	No Change	0.0%	0.0%
Teachers (n=51)				
Teachers with advanced degrees	60.8%	Up from 50.8%	53.7%	55.0%
Continuing contract teachers	92.2%	Up from 83.1%	74.1%	70.6%
Teachers with emergency or provisional certificates	2.0%	Up from 1.9%	5.6%	5.4%
Teachers returning from previous year	84.6%	Up from 83.0%	84.8%	83.4%
Teacher attendance rate	94.8%	Down from 95.6%	94.9%	94.9%
Average teacher salary	\$49,090	Up 3.8%	\$44,202	\$44,706
Classes not taught by highly qualified teachers	1.4%	Down from 6.4%	2.3%	2.9%
School				
Principal's years at school	5.0	Up from 4.0	3.0	3.0
Student-teacher ratio in core subjects	23.9 to 1	No Change	20.6 to 1	20.1 to 1
Prime instructional time	90.9%	No Change	89.3%	89.3%
Opportunities in the arts	Good	No Change	Good	Good
SACS accreditation	Yes	No Change	Yes	Yes
Character development program	Excellent	No Change	Good	Good
Dollars spent per pupil*	\$7,602	Up 28.1%	\$7,061	\$7,097
Percent of expenditures for instruction*	67.5%	Down from 70.5%	63.7%	64.4%
Percent of expenditures for teacher salaries*	62.6%	Down from 67.5%	59.5%	59.4%
% of AYP objectives met	69.0%		69.9%	69.0%

* Prior year audited financial data available.

EVALUATION RESULTS

	Teachers	Students*	Parents*
Number of surveys returned	49	231	82
Percent satisfied with learning environment	83.7%	69.3%	79.0%
Percent satisfied with social and physical environment	85.7%	76.1%	73.8%
Percent satisfied with school-home relations	73.5%	80.7%	79.7%

*Only students at the highest middle school grade level at this school and their parents were included.

REPORT OF PRINCIPAL AND SCHOOL IMPROVEMENT COUNCIL

After completing the 2007-2008 school year, we are pleased to report the many successes and achievements of Myrtle Beach Middle School in the areas of academics, athletics, and extracurricular and community service activities. Literacy continues to be a major focus at Myrtle Beach Middle. Our ongoing partnership with Literacy First, along with our continued implementation of Monitored Independent Reading Practice (MIRP), shows our school-wide commitment to helping develop our students to become independent readers and thinkers. Our business community has provided ongoing support for our efforts and we applaud their involvement with our school.

Myrtle Beach Middle received awards and accolades in the following areas: forty-one eighth grade South Carolina Junior Scholars, 15 eighth grade Explore Scholars, three seventh grade Duke TIP Scholars, six John Hopkins CTY Scholars, 115 students received high school credit for Algebra I (49 of whom were seventh graders), 24 students received high school credit for Geometry, 122 students passed the keyboarding proficiency test for one-half unit of high school credit. The fine arts program, with over 300 students participating in band, chorus, orchestra, and winter guard, stood head and shoulders above the rest and received superior ratings at district, state, and regional competitions.

The Myrtle Beach Middle School athletic teams continued their long tradition of success. Boys' football and basketball lead the district in winning seasons. Several students made their mark on the Junior Varsity and Varsity athletic teams in the areas of baseball, cross-country, soccer, softball, tennis, and track and field. Our young Seahawk athletes are the ones to watch in the future!

At Myrtle Beach Middle, we try to provide a number of extracurricular activities for our students and did so by offering several clubs for students to participate in after school. These included Math Counts teams, Student Council, Writer's Club, and Ambassadors Group. Myrtle Beach Middle's faculty and staff provided support in helping these programs to be successful.

We continued our commitment to service learning. Several projects in our school and community, including recycling, Susan B. Komen Breast Cancer Foundation, American Heart Association, Leukemia and Lymphoma Society, Muscular Dystrophy Association, Holiday Angel Fund, School-wide Recycling Campaign, and other worthy causes, were recipients of goods, services, and monetary contributions. In all, our students raised over \$3300 to help support these charities.

Myrtle Beach Middle School is dedicated to helping each child be successful in and out of the classroom. Our dedicated team of faculty, staff, parents, and community members share a common goal of helping each child achieve their personal best.

Roger Gray, Principal, MBMS, 2007-08
Lynda Bryan, Chair, School Improvement Council 2007-08

Comprehensive detail, including definitions of rating, performance criteria, and explanations of status, is available on www.ed.sc.gov and www.eoc.sc.gov as well as school and school district websites.

Printed versions are available from school districts upon request.

Abbreviations Key

N/A Not Applicable N/AV Not Available N/C Not Collected N/R Not Reported I/S Insufficient Sample TBD To be determined
NI Newly Identified CSI Continuing School Improvement CA Corrective Action RP Plan to Restructure R Restructure DELAY School Improvement Status HOLD School Improvement Status