



# SC Annual School Report Card Summary

Whittemore Park Middle  
Horry

Grades: 6-8

Enrollment: 577

Principal: Robbie Watkins

Superintendent: Dr. Cynthia Elsberry

Board Chair: Will Garland

## PERFORMANCE

Comprehensive detail, including definitions of ratings, performance criteria, and explanations of status, is available on [www.ed.sc.gov](http://www.ed.sc.gov) and [www.eoc.sc.gov](http://www.eoc.sc.gov) as well as school and school district websites. Printed versions are available from school districts upon request.

YEAR	ABSOLUTE RATING	GROWTH RATING	PALMETTO GOLD/SILVER AWARD	AYP STATUS	NCLB IMPROVEMENT STATUS
2008	Below Average	At-Risk	TBD	Not Met	R
2007	Below Average	Below Average	N/A	Not Met	RP
2006	Below Average	Below Average	N/A	Not Met	CA

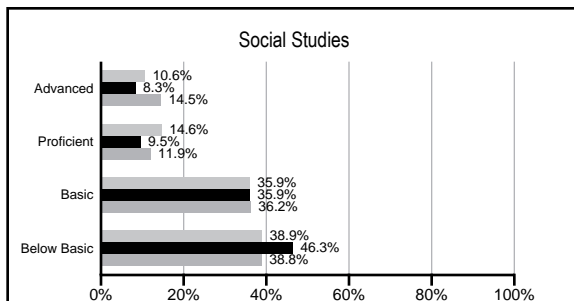
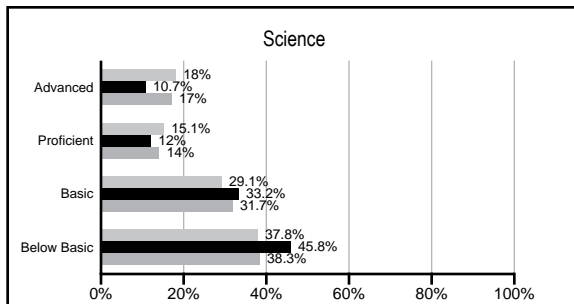
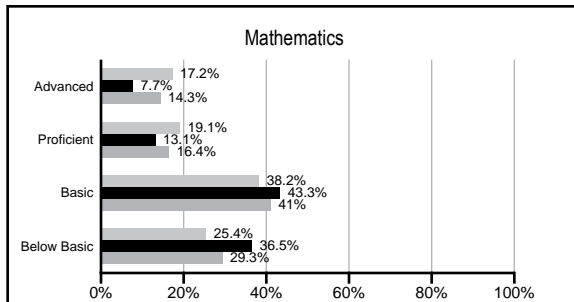
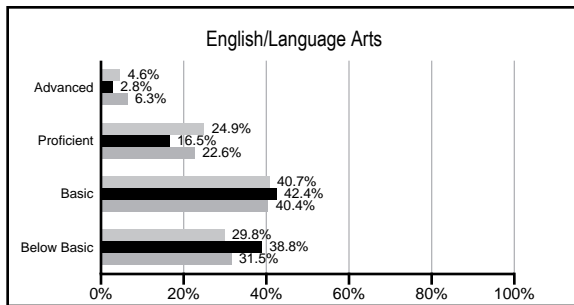
## ABSOLUTE RATINGS OF MIDDLE SCHOOLS WITH STUDENTS LIKE OURS\*

EXCELLENT	GOOD	AVERAGE	BELOW AVERAGE	AT-RISK
0	0	1	16	23

\* Ratings are calculated with data available by 03/02/2009. Schools with Students like Ours are Middle Schools with poverty indices of no more than 5% above or below the index for this school.



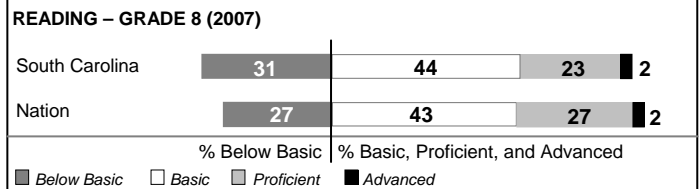
## PACT PERFORMANCE

Our School Middle Schools with Students Like Ours Middle schools statewide



## NAEP PERFORMANCE\*

\* Performance reported for SC and nation, data not available at school level. Percentages at NAEP Achievement Levels.



## END OF COURSE TESTS - 2008

% of students scoring 70 or above on:	Our Middle School	Middle Schools with Students Like Ours
Algebra 1/Math for the Technologies 2	100.0%	92.4%
English 1	100.0%	93.6%
Physical Science	0%	0%
All Subjects	100.0%	90.9%

## SC PERFORMANCE GOAL

2010 Goal:

*By 2010, SC's student achievement will be ranked in the top half of the states nationally. To achieve this goal, we must become one of the fastest improving systems in the country.*

2020 Goal: TBD

### Abbreviations Key

N/A Not Applicable N/AV Not Available N/C Not Collected N/R Not Reported I/S Insufficient Sample TBD To be determined

NI Newly Identified CSI Continuing School Improvement CA Corrective Action RP Plan to Restructure R Restructure DELAY School Improvement Status HOLD School Improvement Status

# Whittemore Park Middle [Horry]

## SCHOOL PROFILE

	Our School	Change from Last Year	Middle Schools with Students Like Ours	Median Middle School
<b>Students (n=577)</b>				
Students enrolled in high school credit courses (grades 7 & 8)	22.9%	Down from 31.7%	15.1%	19.4%
Retention rate	0.2%	Down from 0.6%	2.7%	1.8%
Attendance rate	94.9%	Down from 95.7%	95.3%	95.8%
Eligible for gifted and talented	20.0%	Up from 14.0%	10.8%	15.3%
With disabilities other than speech	22.0%	Up from 18.1%	13.8%	12.9%
Out-of-school suspensions or expulsions for violent &/or criminal offenses	7.3%	Down from 9.2%	0.8%	0.7%
Annual dropout rate	0.0%	No Change	0.0%	0.0%
<b>Teachers (n=47)</b>				
Teachers with advanced degrees	57.4%	Down from 59.6%	53.8%	55.0%
Continuing contract teachers	61.7%	Down from 76.6%	60.9%	70.6%
Teachers with emergency or provisional certificates	5.1%	No Change	11.4%	5.4%
Teachers returning from previous year	85.8%	Down from 88.1%	78.2%	83.4%
Teacher attendance rate	94.7%	Down from 95.8%	94.7%	94.9%
Average teacher salary	\$45,561	Up 2.2%	\$44,657	\$44,706
Classes not taught by highly qualified teachers	0.9%	Up from 0.0%	3.8%	2.9%
<b>School</b>				
Principal's years at school	2.0	Up from 1.0	2.0	3.0
Student-teacher ratio in core subjects	15.9 to 1	Down from 16.1 to 1	18.4 to 1	20.1 to 1
Prime instructional time	86.6%	Down from 89.6%	88.6%	89.3%
Opportunities in the arts	Good	Down from Excellent	Good	Good
SACS accreditation	Yes	No Change	Yes	Yes
Character development program	Good	Up from Below Average	Good	Good
Dollars spent per pupil*	\$8,771	Up 31.2%	\$7,663	\$7,097
Percent of expenditures for instruction*	64.3%	Down from 69.9%	64.1%	64.4%
Percent of expenditures for teacher salaries*	59.4%	Down from 66.7%	59.0%	59.4%
% of AYP objectives met	66.7%		58.1%	69.0%

\* Prior year audited financial data available.

## EVALUATION RESULTS

	Teachers	Students*	Parents*
Number of surveys returned	39	192	41
Percent satisfied with learning environment	66.7%	72.3%	87.8%
Percent satisfied with social and physical environment	84.6%	74.2%	75.0%
Percent satisfied with school-home relations	56.4%	84.3%	85.0%

\*Only students at the highest middle school grade level at this school and their parents were included.

## REPORT OF PRINCIPAL AND SCHOOL IMPROVEMENT COUNCIL

The School Improvement Council for Whittemore Park Middle School has prepared this School Summary Report for you and the members of our community who are interested in our school. The report reviews the progress made on our strategic plan for increasing student learning, the test scores, and the goals to be accomplished during this school year. This year we had: 11 eighth graders recognized as South Carolina Junior Scholars, two sixth graders recognized as John Hopkins Youth Talent Search Scholars, Whittemore Park Mock Trial Team competed in regional competition, 15 students were recognized for All County Chorus, Whittemore Park Middle Band received seven superior ratings and two excellent ratings, two students were selected to participate in the week long Summer Arts Program at Coastal Carolina University, Whittemore Park MATHCOUNTS team competed in regional competition, and a science teacher was named Project Real Tree National Teacher of the Year.

If you have any questions about the information in this report or want a copy of the school's strategic plan, please call me at anytime at 843-488-0669.

Robbie M. Watkins, Principal  
Jim Rabon, SIC Chair.

Comprehensive detail, including definitions of rating, performance criteria, and explanations of status, is available on [www.ed.sc.gov](http://www.ed.sc.gov) and [www.eoc.sc.gov](http://www.eoc.sc.gov) as well as school and school district websites.

Printed versions are available from school districts upon request.

### Abbreviations Key

N/A Not Applicable N/AV Not Available N/C Not Collected N/R Not Reported I/S Insufficient Sample TBD To be determined  
NI Newly Identified CSI Continuing School Improvement CA Corrective Action RP Plan to Restructure R Restructure DELAY School Improvement Status HOLD School Improvement Status