



# SC Annual School Report Card Summary

Green Sea Floyds High  
Horry

Grades: 6-12 Enrollment: 652  
Principal: R.L. "Chip" Hennecy, Jr., Ed.D.  
Superintendent: Dr. Cynthia Elsberry  
Board Chair: Will Garland

## PERFORMANCE

Comprehensive detail, including definitions of ratings, performance criteria, and explanations of status, is available on [www.ed.sc.gov](http://www.ed.sc.gov) and [www.eoc.sc.gov](http://www.eoc.sc.gov) as well as school and school district websites. Printed versions are available from school districts upon request.

YEAR	ABSOLUTE RATING	GROWTH RATING	PALMETTO GOLD/SILVER AWARD	AYP STATUS	NCLB IMPROVEMENT STATUS
2008	Below Average	At-Risk	TBD	Not Met	N/A
2007	Below Average	At-Risk	Gold	Not Met	N/A
2006	Average	At-Risk	Silver	Met	N/A

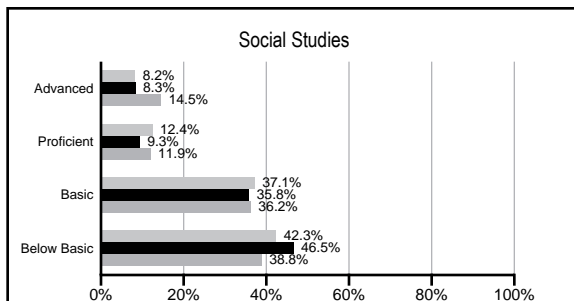
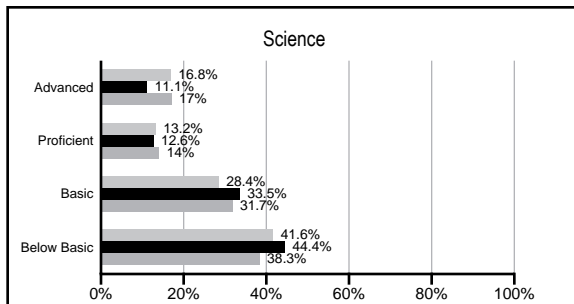
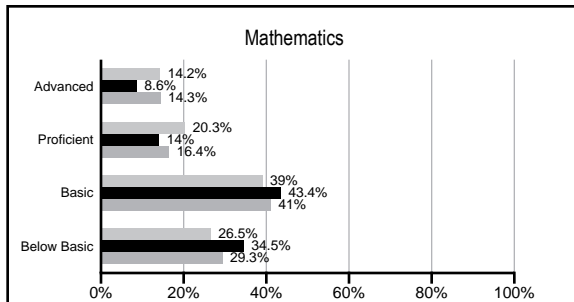
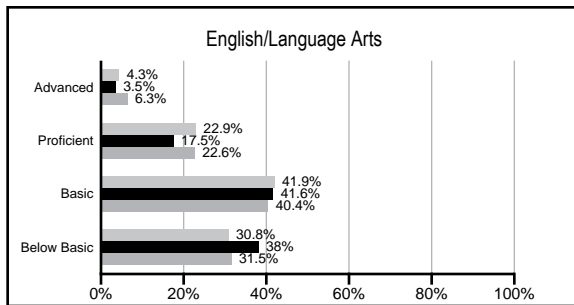
## ABSOLUTE RATINGS OF MIDDLE SCHOOLS WITH STUDENTS LIKE OURS\*

EXCELLENT	GOOD	AVERAGE	BELOW AVERAGE	AT-RISK
0	0	1	19	22

\* Ratings are calculated with data available by 03/02/2009. Schools with Students like Ours are Middle Schools with poverty indices of no more than 5% above or below the index for this school.



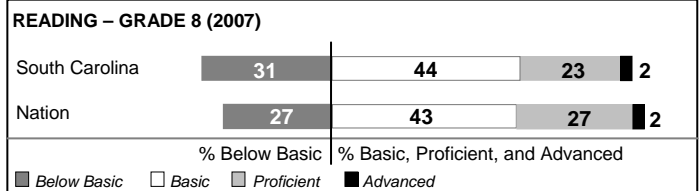
## PACT PERFORMANCE

Our School Middle Schools with Students Like Ours Middle schools statewide



## NAEP PERFORMANCE\*

\* Performance reported for SC and nation, data not available at school level. Percentages at NAEP Achievement Levels.



## END OF COURSE TESTS - 2008

% of students scoring 70 or above on:	Our Middle School	Middle Schools with Students Like Ours
Algebra 1/Math for the Technologies 2	96.8%	94.0%
English 1	0%	94.2%
Physical Science	0%	0%
All Subjects	96.8%	92.4%

## SC PERFORMANCE GOAL

2010 Goal:

*By 2010, SC's student achievement will be ranked in the top half of the states nationally. To achieve this goal, we must become one of the fastest improving systems in the country.*

2020 Goal: TBD

### Abbreviations Key

N/A Not Applicable N/AV Not Available N/C Not Collected N/R Not Reported I/S Insufficient Sample TBD To be determined  
NI Newly Identified CSI Continuing School Improvement CA Corrective Action RP Plan to Restructure R Restructure DELAY School Improvement Status HOLD School Improvement Status

# Green Sea Floyds High [Horry]

## SCHOOL PROFILE

	Our School	Change from Last Year	Middle Schools with Students Like Ours	Median Middle School
<b>Students (n=652)</b>				
Students enrolled in high school credit courses (grades 7 & 8)	15.8%	Down from 38.4%	15.2%	19.4%
Retention rate	1.7%	Down from 3.2%	3.0%	1.8%
Attendance rate	96.0%	Down from 96.5%	95.4%	95.8%
Eligible for gifted and talented	22.5%	Up from 17.4%	11.8%	15.3%
With disabilities other than speech	18.6%	Up from 15.1%	13.9%	12.9%
Out-of-school suspensions or expulsions for violent &/or criminal offenses	4.0%	Up from 3.7%	1.4%	0.7%
Annual dropout rate	0.9%	Up from 0.0%	0.0%	0.0%
<b>Teachers (n=51)</b>				
Teachers with advanced degrees	49.0%	Down from 52.3%	53.6%	55.0%
Continuing contract teachers	74.5%	Down from 81.8%	63.2%	70.6%
Teachers with emergency or provisional certificates	8.3%	Up from 7.1%	8.3%	5.4%
Teachers returning from previous year	88.9%	Up from 84.4%	80.2%	83.4%
Teacher attendance rate	93.8%	Down from 95.5%	94.9%	94.9%
Average teacher salary	\$50,966	Up 0.3%	\$44,485	\$44,706
Classes not taught by highly qualified teachers	5.4%	Down from 8.1%	3.2%	2.9%
<b>School</b>				
Principal's years at school	1.0	Down from 4.5	2.0	3.0
Student-teacher ratio in core subjects	21.6 to 1	Up from 21.2 to 1	20.3 to 1	20.1 to 1
Prime instructional time	88.0%	Down from 90.8%	88.6%	89.3%
Opportunities in the arts	Excellent	Up from Good	Good	Good
SACS accreditation	Yes	No Change	Yes	Yes
Character development program	Average	No Change	Good	Good
Dollars spent per pupil*	\$11,441	Up 26.7%	\$7,191	\$7,097
Percent of expenditures for instruction*	58.3%	Down from 62.1%	63.2%	64.4%
Percent of expenditures for teacher salaries*	52.9%	Down from 59.5%	58.7%	59.4%
% of AYP objectives met	88.2%		61.9%	69.0%

\* Prior year audited financial data available.

## EVALUATION RESULTS

	Teachers	Students*	Parents*
Number of surveys returned	46	96	72
Percent satisfied with learning environment	91.3%	83.3%	84.3%
Percent satisfied with social and physical environment	93.5%	83.3%	68.1%
Percent satisfied with school-home relations	84.4%	81.3%	71.8%

\*Only students at the highest middle school grade level at this school and their parents were included.

## REPORT OF PRINCIPAL AND SCHOOL IMPROVEMENT COUNCIL

The Green Sea Floyds High School class of 2008 had 59 graduates, with 22% planning to attend a four-year college, 48% planning to attend a two-year college, 12% joining the armed forces, and 18% seeking immediate employment. The class had a National Merit Finalist and the S.C. Wendy's Heisman award winner.

The teachers at Green Sea Floyds Middle & High School depend heavily on Measures of Academic Progress (MAP) scores to target specific needs of students. Individualized academic plans are written to address the strengths and weaknesses of each student. All 9th and 10th grade students are scheduled into year-long English and math in an effort to better prepare them for the High School Assessment Program (HSAP). This additional time allows them to hopefully learn the skills necessary to pass all parts of the exit exam on the first testing session. The middle school students strive to reach the advanced level of the Palmetto Achievement Challenge Test (PACT) during their middle school years.

Reducing dropouts, increasing student attendance, scoring above the national average on the SAT, working to make sure all students graduate on time, and preparing all students for the workplace and/or post-secondary education are continuous goals of Green Sea Floyds Middle & High School.

The athletic teams had a successful year and brought much excitement to the community. The girls tennis team won the lower state championship and the football team had a successful year making the playoffs. Basketball, cross country, track, softball, baseball, boys tennis, and the cheerleaders were successful as well. Many athletes were named to Academic All-State and others received additional academic and athletic awards.

The community, staff, students, and administration worked hard to make 2007-2008 a successful year. Everyone looks forward to performing even better in the 2008-2009 school year.

R.L. "Chip" Henneccy, Jr., Ed.D.  
Principal

Tim Nugent  
School Improvement Council Chairperson

Comprehensive detail, including definitions of rating, performance criteria, and explanations of status, is available on [www.ed.sc.gov](http://www.ed.sc.gov) and [www.eoc.sc.gov](http://www.eoc.sc.gov) as well as school and school district websites.

Printed versions are available from school districts upon request.

### Abbreviations Key

N/A Not Applicable N/AV Not Available N/C Not Collected N/R Not Reported I/S Insufficient Sample TBD To be determined  
NI Newly Identified CSI Continuing School Improvement CA Corrective Action RP Plan to Restructure R Restructure DELAY School Improvement Status HOLD School Improvement Status