



SC Annual School Report Card Summary

Ware Shoals High
 Greenwood 51
 Grades: 7-12 Enrollment: 524
 Principal: Charlie Mayfield
 Superintendent: Fay S. Sprouse
 Board Chair: Jack Sullivan

PERFORMANCE

Comprehensive detail, including definitions of ratings, performance criteria, and explanations of status, is available on www.ed.sc.gov and www.eoc.sc.gov as well as school and school district websites. Printed versions are available from school districts upon request.

YEAR	ABSOLUTE RATING	GROWTH RATING	PALMETTO GOLD/SILVER AWARD	AYP STATUS	NCLB IMPROVEMENT STATUS
2008	At-Risk	At-Risk	TBD	Met	N/A
2007	Below Average	At-Risk	N/A	Met	N/A
2006	Below Average	At-Risk	Gold	Met	N/A

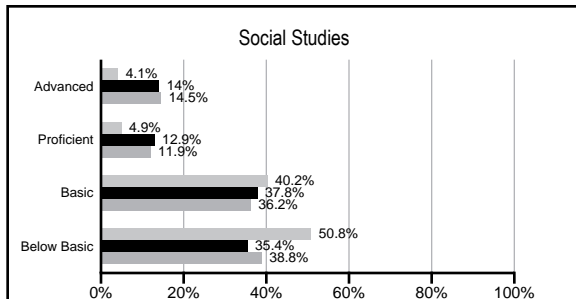
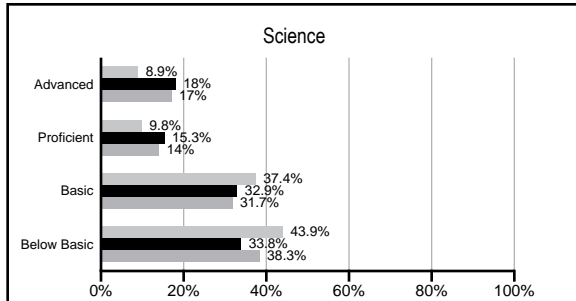
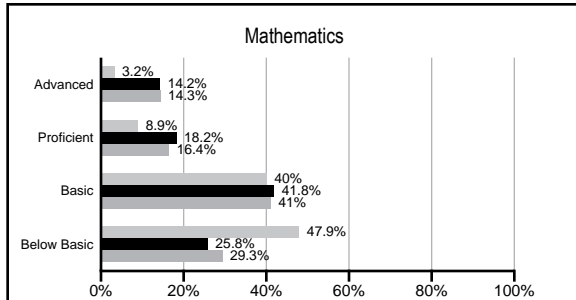
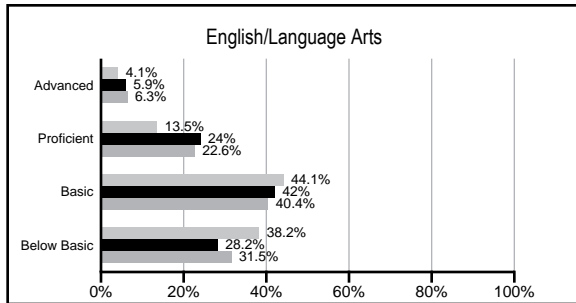
ABSOLUTE RATINGS OF MIDDLE SCHOOLS WITH STUDENTS LIKE OURS*

EXCELLENT	GOOD	AVERAGE	BELOW AVERAGE	AT-RISK
0	0	20	25	3

* Ratings are calculated with data available by 03/02/2009. Schools with Students like Ours are Middle Schools with poverty indices of no more than 5% above or below the index for this school.

PACT PERFORMANCE


Our School Middle Schools with Students Like Ours Middle schools statewide



NAEP PERFORMANCE*

* Performance reported for SC and nation, data not available at school level. Percentages at NAEP Achievement Levels.


READING - GRADE 8 (2007)



MATH - GRADE 8 (2007)



SCIENCE - GRADE 8 (2005)



END OF COURSE TESTS - 2008

% of students scoring 70 or above on:	Our Middle School	Middle Schools with Students Like Ours
Algebra 1/Math for the Technologies 2	85.7%	98.0%
English 1	87.5%	97.4%
Physical Science	0%	48.7%
All Subjects	86.1%	97.6%

SC PERFORMANCE GOAL

2010 Goal:
 By 2010, SC's student achievement will be ranked in the top half of the states nationally. To achieve this goal, we must become one of the fastest improving systems in the country.

2020 Goal: TBD

Abbreviations Key

N/A Not Applicable N/AV Not Available N/C Not Collected N/R Not Reported I/S Insufficient Sample TBD To be determined
 NI Newly Identified CSI Continuing School Improvement CA Corrective Action RP Plan to Restructure R Restructure DELAY School Improvement Status HOLD School Improvement Status

Ware Shoals High [Greenwood 51]

SCHOOL PROFILE

	Our School	Change from Last Year	Middle Schools with Students Like Ours	Median Middle School
Students (n=524)				
Students enrolled in high school credit courses (grades 7 & 8)	100.0%	Up from 84.7%	23.5%	19.4%
Retention rate	3.1%	Up from 2.5%	1.6%	1.8%
Attendance rate	95.9%	Down from 96.2%	95.8%	95.8%
Eligible for gifted and talented	8.4%	Down from 8.7%	17.7%	15.3%
With disabilities other than speech	16.9%	Up from 15.2%	14.3%	12.9%
Out-of-school suspensions or expulsions for violent &/or criminal offenses	15.5%	Up from 5.6%	0.6%	0.7%
Annual dropout rate	0.0%	No Change	0.0%	0.0%
Teachers (n=42)				
Teachers with advanced degrees	40.5%	Down from 48.9%	53.4%	55.0%
Continuing contract teachers	54.8%	Down from 73.3%	74.1%	70.6%
Teachers with emergency or provisional certificates	6.1%	Down from 7.5%	5.4%	5.4%
Teachers returning from previous year	73.9%	Down from 78.1%	85.2%	83.4%
Teacher attendance rate	94.1%	Down from 95.5%	94.8%	94.9%
Average teacher salary	\$41,620	Up 3.0%	\$44,220	\$44,706
Classes not taught by highly qualified teachers	13.2%	Up from 1.7%	2.5%	2.9%
School				
Principal's years at school	2.0	Down from 3.0	3.0	3.0
Student-teacher ratio in core subjects	20.5 to 1	Up from 20.3 to 1	20.7 to 1	20.1 to 1
Prime instructional time	88.0%	Down from 89.2%	89.2%	89.3%
Opportunities in the arts	Excellent	No Change	Good	Good
SACS accreditation	Yes	No Change	Yes	Yes
Character development program	Excellent	No Change	Good	Good
Dollars spent per pupil*	\$9,206	Up 9.3%	\$6,976	\$7,097
Percent of expenditures for instruction*	57.6%	Up from 57.4%	64.1%	64.4%
Percent of expenditures for teacher salaries*	52.5%	Up from 50.8%	59.6%	59.4%
% of AYP objectives met	100.0%		69.8%	69.0%

* Prior year audited financial data available.

EVALUATION RESULTS

	Teachers	Students*	Parents*
Number of surveys returned	40	63	30
Percent satisfied with learning environment	77.5%	79.4%	58.6%
Percent satisfied with social and physical environment	82.5%	79.0%	63.3%
Percent satisfied with school-home relations	57.5%	87.1%	66.7%

*Only students at the highest middle school grade level at this school and their parents were included.

REPORT OF PRINCIPAL AND SCHOOL IMPROVEMENT COUNCIL

While the 2007-08 school year has been a productive year for the students and staff at Ware Shoals Jr/Sr High School, we are currently looking towards the future with two new initiatives that have a proven track record of success. The first is implementation of the Southern Regional Education Board's High Schools That Work, a reform model supported by the state department of education. The second is exploration of the possibility of offering single gender classes for students in the junior high school who may be more successful in a same sex classroom.

The Southern Regional Education Board's High Schools That Work is the nation's largest and fastest-growing effort to combine challenging academic courses and modern vocational studies to raise the achievement of high school students. Member schools implement 10 Key Practices for changing what is expected of students, what they are taught and how they are taught. In June the leadership team of Ware Shoals Jr/Sr High School will attend a week long High Schools That Work new site professional development training at the 2008 South Carolina Education and Business Summit. In July, a four member district and school administrative team will attend the 22nd Annual HSTW Staff Development Conference to further training in this important school reform initiative.

For students in the Darby Building, we are considering implementing one of the current trends in education, single gender classes. These classes are becoming extremely popular throughout the state and country. Anecdotal evidence from schools indicates that girls in all girl classes tend to participate more readily and more often. Boys are less likely to "show out" when they have no girls to impress. The real key to success, however, comes when teachers receive training in brain research and in differences in learning styles between girls and boys and are able to apply these strategies in the classroom. With these two exciting initiatives and other innovative ideas, the faculty and staff are working towards our mission of providing a safe, nurturing, and challenging environment that meets the unique needs of our students while preparing them to be respectful, productive, and responsible members of society.

Charlie Mayfield, Principal
Chris Hudson, SIC Chair

Comprehensive detail, including definitions of rating, performance criteria, and explanations of status, is available on www.ed.sc.gov and www.eoc.sc.gov as well as school and school district websites.

Printed versions are available from school districts upon request.

Abbreviations Key

N/A Not Applicable N/AV Not Available N/C Not Collected N/R Not Reported I/S Insufficient Sample TBD To be determined
NI Newly Identified CSI Continuing School Improvement CA Corrective Action RP Plan to Restructure R Restructure DELAY School Improvement Status HOLD School Improvement Status