



# SC Annual School Report Card Summary

Westview Middle  
Greenwood 50  
Grades: 6-8 Enrollment: 737  
Principal: Cynthia C. Storer  
Superintendent: Dr. Darrell Johnson  
Board Chair: Debrah Miller

## PERFORMANCE

Comprehensive detail, including definitions of ratings, performance criteria, and explanations of status, is available on [www.ed.sc.gov](http://www.ed.sc.gov) and [www.eoc.sc.gov](http://www.eoc.sc.gov) as well as school and school district websites. Printed versions are available from school districts upon request.

YEAR	ABSOLUTE RATING	GROWTH RATING	PALMETTO GOLD/SILVER AWARD	AYP STATUS	NCLB IMPROVEMENT STATUS
2008	Below Average	At-Risk	TBD	Not Met	N/A
2007	Below Average	At-Risk	N/A	Not Met	N/A
2006	Below Average	Below Average	N/A	Not Met	N/A

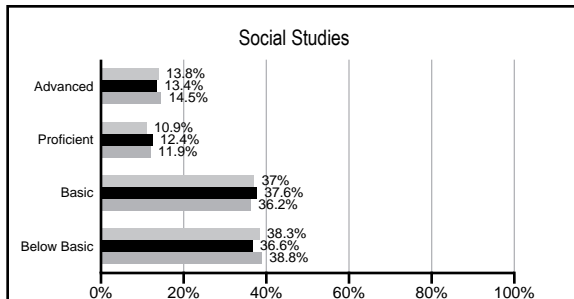
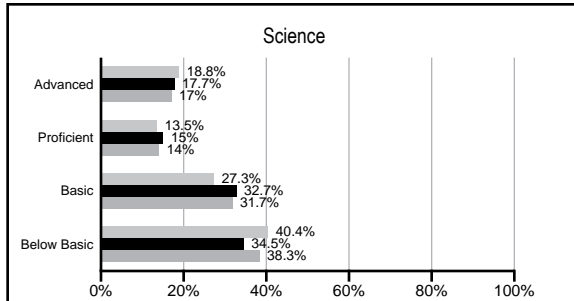
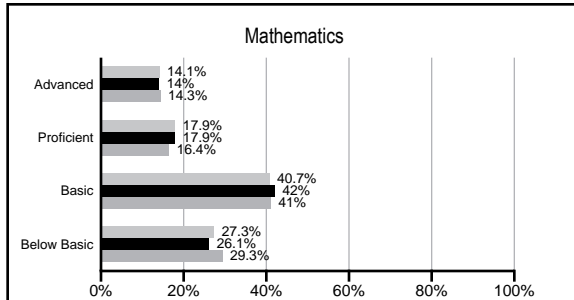
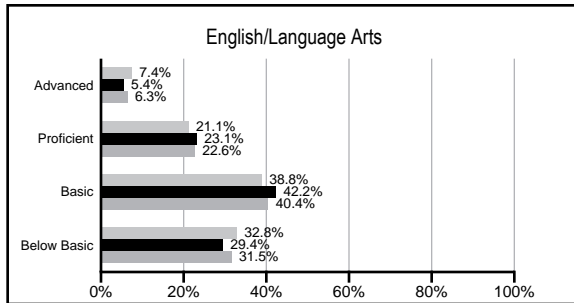
## ABSOLUTE RATINGS OF MIDDLE SCHOOLS WITH STUDENTS LIKE OURS\*

EXCELLENT	GOOD	AVERAGE	BELOW AVERAGE	AT-RISK
0	0	17	29	3

\* Ratings are calculated with data available by 03/02/2009. Schools with Students like Ours are Middle Schools with poverty indices of no more than 5% above or below the index for this school.

## PACT PERFORMANCE


Our School Middle Schools with Students Like Ours Middle schools statewide



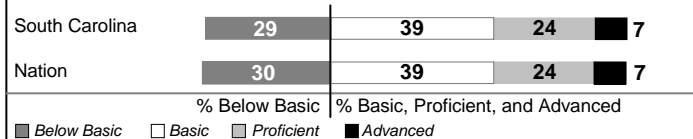
## NAEP PERFORMANCE\*

\* Performance reported for SC and nation, data not available at school level. Percentages at NAEP Achievement Levels.

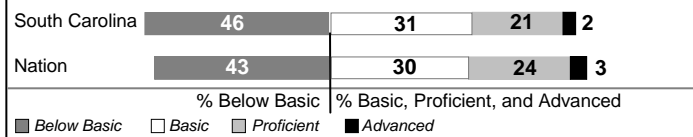
### READING - GRADE 8 (2007)



### MATH - GRADE 8 (2007)



### SCIENCE - GRADE 8 (2005)



## END OF COURSE TESTS - 2008

% of students scoring 70 or above on:	Our Middle School	Middle Schools with Students Like Ours
Algebra 1/Math for the Technologies 2	100.0%	97.6%
English 1	100.0%	97.5%
Physical Science	0%	48.7%
All Subjects	100.0%	97.4%

## SC PERFORMANCE GOAL

2010 Goal:

*By 2010, SC's student achievement will be ranked in the top half of the states nationally. To achieve this goal, we must become one of the fastest improving systems in the country.*

2020 Goal: TBD

### Abbreviations Key

N/A Not Applicable N/AV Not Available N/C Not Collected N/R Not Reported I/S Insufficient Sample TBD To be determined

NI Newly Identified CSI Continuing School Improvement CA Corrective Action RP Plan to Restructure R Restructure DELAY School Improvement Status HOLD School Improvement Status

# Westview Middle [Greenwood 50]

## SCHOOL PROFILE

	Our School	Change from Last Year	Middle Schools with Students Like Ours	Median Middle School
<b>Students (n=737)</b>				
Students enrolled in high school credit courses (grades 7 & 8)	43.2%	Up from 42.6%	23.3%	19.4%
Retention rate	1.9%	Down from 2.0%	1.6%	1.8%
Attendance rate	95.3%	Down from 95.9%	95.9%	95.8%
Eligible for gifted and talented	17.9%	Down from 19.5%	17.8%	15.3%
With disabilities other than speech	15.2%	Up from 13.4%	14.2%	12.9%
Out-of-school suspensions or expulsions for violent &/or criminal offenses	4.9%	Up from 2.3%	0.5%	0.7%
Annual dropout rate	0.2%	Up from 0.0%	0.0%	0.0%
<b>Teachers (n=51)</b>				
Teachers with advanced degrees	47.1%	Up from 45.8%	54.2%	55.0%
Continuing contract teachers	62.7%	Down from 72.9%	74.1%	70.6%
Teachers with emergency or provisional certificates	6.8%	Up from 4.3%	5.4%	5.4%
Teachers returning from previous year	88.8%	Down from 91.2%	85.0%	83.4%
Teacher attendance rate	93.9%	Down from 94.4%	95.0%	94.9%
Average teacher salary	\$44,220	Up 5.8%	\$44,220	\$44,706
Classes not taught by highly qualified teachers	2.0%	Down from 3.3%	2.3%	2.9%
<b>School</b>				
Principal's years at school	5.0	Up from 4.0	3.0	3.0
Student-teacher ratio in core subjects	24.3 to 1	Down from 25.3 to 1	20.7 to 1	20.1 to 1
Prime instructional time	87.1%	Down from 88.3%	89.3%	89.3%
Opportunities in the arts	Good	No Change	Good	Good
SACS accreditation	Yes	No Change	Yes	Yes
Character development program	Excellent	No Change	Good	Good
Dollars spent per pupil*	\$6,958	Up 9.1%	\$7,158	\$7,097
Percent of expenditures for instruction*	58.3%	Down from 62.3%	62.2%	64.4%
Percent of expenditures for teacher salaries*	57.3%	Down from 58.2%	59.2%	59.4%
% of AYP objectives met	68.0%		71.4%	69.0%

\* Prior year audited financial data available.

## EVALUATION RESULTS

	Teachers	Students*	Parents*
Number of surveys returned	41	214	105
Percent satisfied with learning environment	95.1%	78.8%	84.6%
Percent satisfied with social and physical environment	92.7%	84.0%	78.6%
Percent satisfied with school-home relations	92.7%	85.9%	75.2%

\*Only students at the highest middle school grade level at this school and their parents were included.

## REPORT OF PRINCIPAL AND SCHOOL IMPROVEMENT COUNCIL

The mission of Westview Middle School is to develop students into capable, confident, and responsible members of society. This year, our focus was on engaging students in the learning process. Teachers participated in training sessions to help them design lessons that were more active and interesting for students. This initiative included: more projects, hands-on activities, increased student choice, and real-life applications.

Academy of Reading and Math, teacher directed computer programs, were used to increase achievement for students scoring below grade level. Special education, English as a Second Language, and students scoring below basic in Language Arts and Math were provided the opportunity to participate in this program. Preliminary data results indicate these students made greater than expected gains in both subject areas. This year also marked a new method of service for gifted and talented students. Advanced reading and math classes were offered to gifted students at all three grade levels. Curriculum was revised to provide challenging and rigorous activities for these students. High school credit was offered for Algebra and English I in eighth grade.

Home school communication was enhanced this year through the addition of online access to homework assignments and teacher webpages. In response to parent requests, assistance was provided through an after-school tutorial and homework center. As we continue to strive for excellence, we are proud of the following accomplishments: our Academic Challenge Teams received first and fourth place in district competition; Seventh and Eighth Grade Band earned a superior rating at the State Concert Festival; a Westview student was the district winner of the Lt. Governor's Writing Contest; twenty-three students qualified as Duke TIP or SC Junior Scholars.

I would say a special thank you to all of our students, parents, teachers, counselors, administrators, and support staff who work together to make Westview Middle School a community that truly empowers students with the skills and attitudes needed to succeed in life. We look forward to continued success and challenges of the future.

Debra White, SIC Chairperson  
Cynthia C. Storer, Principal

Comprehensive detail, including definitions of rating, performance criteria, and explanations of status, is available on [www.ed.sc.gov](http://www.ed.sc.gov) and [www.eoc.sc.gov](http://www.eoc.sc.gov) as well as school and school district websites.

Printed versions are available from school districts upon request.

### Abbreviations Key

N/A Not Applicable N/AV Not Available N/C Not Collected N/R Not Reported I/S Insufficient Sample TBD To be determined  
NI Newly Identified CSI Continuing School Improvement CA Corrective Action RP Plan to Restructure R Restructure DELAY School Improvement Status HOLD School Improvement Status