



SC Annual School Report Card Summary

Brewer Middle Greenwood 50
Grades: 6-8 Enrollment: 686
Principal: Gerald Witt
Superintendent: Dr. Darrell Johnson
Board Chair: Debrah Miller

PERFORMANCE

Comprehensive detail, including definitions of ratings, performance criteria, and explanations of status, is available on www.ed.sc.gov and www.eoc.sc.gov as well as school and school district websites. Printed versions are available from school districts upon request.

YEAR	ABSOLUTE RATING	GROWTH RATING	PALMETTO GOLD/SILVER AWARD	AYP STATUS	NCLB IMPROVEMENT STATUS
2008	Below Average	At-Risk	TBD	Not Met	N/A
2007	Below Average	At-Risk	N/A	Not Met	N/A
2006	Below Average	At-Risk	N/A	Not Met	N/A

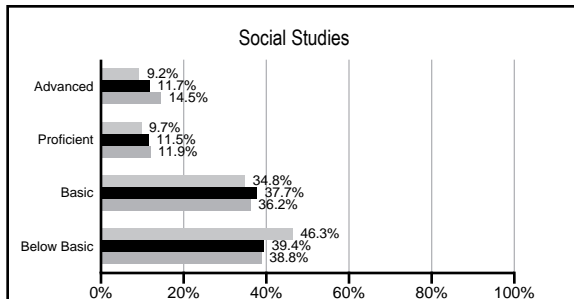
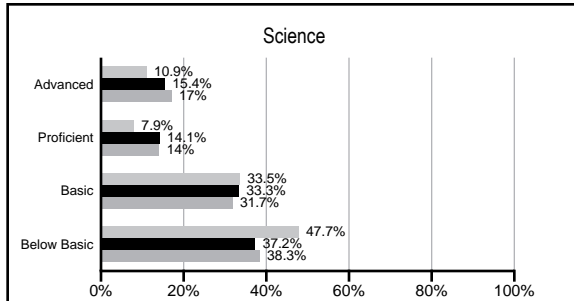
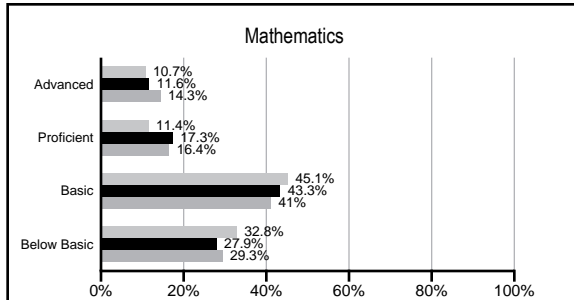
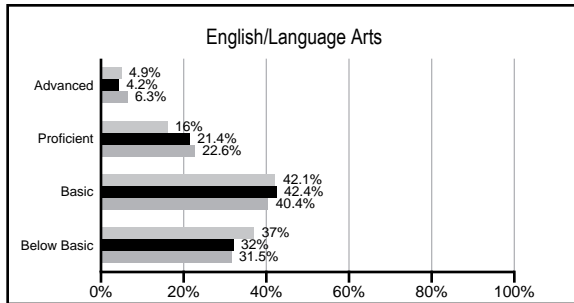
ABSOLUTE RATINGS OF MIDDLE SCHOOLS WITH STUDENTS LIKE OURS*

EXCELLENT	GOOD	AVERAGE	BELOW AVERAGE	AT-RISK
0	0	8	30	3

* Ratings are calculated with data available by 03/02/2009. Schools with Students like Ours are Middle Schools with poverty indices of no more than 5% above or below the index for this school.

PACT PERFORMANCE


Our School Middle Schools with Students Like Ours Middle schools statewide




NAEP PERFORMANCE*

* Performance reported for SC and nation, data not available at school level. Percentages at NAEP Achievement Levels.


READING - GRADE 8 (2007)



MATH - GRADE 8 (2007)



SCIENCE - GRADE 8 (2005)



END OF COURSE TESTS - 2008

% of students scoring 70 or above on:	Our Middle School	Middle Schools with Students Like Ours
Algebra 1/Math for the Technologies 2	100.0%	96.4%
English 1	94.1%	94.0%
Physical Science	0%	76.9%
All Subjects	97.6%	95.0%

SC PERFORMANCE GOAL

2010 Goal:

By 2010, SC's student achievement will be ranked in the top half of the states nationally. To achieve this goal, we must become one of the fastest improving systems in the country.

2020 Goal: TBD

Abbreviations Key

N/A Not Applicable N/AV Not Available N/C Not Collected N/R Not Reported I/S Insufficient Sample TBD To be determined
 NI Newly Identified CSI Continuing School Improvement CA Corrective Action RP Plan to Restructure R Restructure DELAY School Improvement Status HOLD School Improvement Status

Brewer Middle [Greenwood 50]

SCHOOL PROFILE

	Our School	Change from Last Year	Middle Schools with Students Like Ours	Median Middle School
Students (n=686)				
Students enrolled in high school credit courses (grades 7 & 8)	9.1%	Down from 41.2%	18.7%	19.4%
Retention rate	5.1%	Up from 4.5%	1.8%	1.8%
Attendance rate	96.3%	Up from 96.0%	95.7%	95.8%
Eligible for gifted and talented	12.1%	Down from 12.7%	14.3%	15.3%
With disabilities other than speech	18.8%	Up from 18.4%	14.8%	12.9%
Out-of-school suspensions or expulsions for violent &/or criminal offenses	0.6%	No Change	0.6%	0.7%
Annual dropout rate	0.0%	No Change	0.0%	0.0%
Teachers (n=53)				
Teachers with advanced degrees	62.3%	Up from 54.0%	52.6%	55.0%
Continuing contract teachers	66.0%	Down from 80.0%	73.3%	70.6%
Teachers with emergency or provisional certificates	6.3%	Down from 6.5%	5.9%	5.4%
Teachers returning from previous year	85.2%	Up from 84.5%	83.7%	83.4%
Teacher attendance rate	93.8%	Down from 99.4%	94.8%	94.9%
Average teacher salary	\$46,323	Up 7.5%	\$44,406	\$44,706
Classes not taught by highly qualified teachers	2.1%	Down from 3.8%	1.9%	2.9%
School				
Principal's years at school	1.0	Down from 2.0	3.0	3.0
Student-teacher ratio in core subjects	20.5 to 1	Down from 22.9 to 1	19.0 to 1	20.1 to 1
Prime instructional time	88.6%	Down from 94.2%	88.9%	89.3%
Opportunities in the arts	Excellent	Up from Good	Good	Good
SACS accreditation	Yes	No Change	Yes	Yes
Character development program	Good	No Change	Good	Good
Dollars spent per pupil*	\$7,967	Up 6.8%	\$7,020	\$7,097
Percent of expenditures for instruction*	61.5%	Down from 62.7%	65.2%	64.4%
Percent of expenditures for teacher salaries*	57.9%	Down from 61.1%	60.9%	59.4%
% of AYP objectives met	65.5%		66.1%	69.0%

* Prior year audited financial data available.

EVALUATION RESULTS

	Teachers	Students*	Parents*
Number of surveys returned	45	177	43
Percent satisfied with learning environment	95.5%	59.7%	72.1%
Percent satisfied with social and physical environment	91.1%	57.8%	57.1%
Percent satisfied with school-home relations	68.2%	70.3%	69.8%

*Only students at the highest middle school grade level at this school and their parents were included.

REPORT OF PRINCIPAL AND SCHOOL IMPROVEMENT COUNCIL

Brewer Middle School adopted the theme of "A Community of One" for the 2007-08 school year. Most of our students enjoy a traditional middle school program with focus in the four core areas of ELA, math, social studies, and science; they are also exposed to related arts programs including drama, dance, chorus, band, art, business/computer applications, physical education/health, and science technology. For the second year, some Brewer students were involved in a "single-gender" educational environment. The initiative has resulted in better student behavior, more students' achieving A/B Honor Roll status and higher growth levels on the MAP tests in math and reading from fall to spring to winter administrations.

This year, eighth grade students participated in Algebra I and English I courses where they will receive high school credits before they ever reach high school. Additionally, a portion of our students are enrolled in a non-traditional Arts Magnet (ACTS – Arts, Communication, and Theatre School) choice program. These students participate in a "school-within-a-school" atmosphere. Students have also participated in the "Scientist for a Lifetime" after-school program, generously funded through a local company, Pfizer/Capsugel. For the third year, students have experienced hands-on science activities, experimental labs, field trips, and speakers from all areas of science education.

Although we strive to educate our students in core subjects and the arts, we continue to provide service learning activities and programs to allow them to "give back" to the Greenwood community. Students participate through Student Government, Girl Power and school wide projects. Some programs include United Way, Relay for Life, Red Ribbon Week, Toys for Tots, PAW Pals (Humane Society), and collecting canned goods for the Greenwood Food Bank. Through these activities, we educate "the whole child." With the abundance of choice through course offerings and various activities, there is a unique blend of students and communities which make us a proud "Community of One." The goal for each student in our "Community of One" is success at the highest level. Brewer Middle is a "Community of One" striving to be NUMBER ONE.

Mr. Gerald Witt, Principal
Kevin Scharf School Improvement Council Chair

Comprehensive detail, including definitions of rating, performance criteria, and explanations of status, is available on www.ed.sc.gov and www.eoc.sc.gov as well as school and school district websites.

Printed versions are available from school districts upon request.

Abbreviations Key

N/A Not Applicable N/AV Not Available N/C Not Collected N/R Not Reported I/S Insufficient Sample TBD To be determined
NI Newly Identified CSI Continuing School Improvement CA Corrective Action RP Plan to Restructure R Restructure DELAY School Improvement Status HOLD School Improvement Status