



SC Annual School Report Card Summary

Wohali Academy
Greenville
Grades: K-12 **Enrollment: 72**
Principal: Laura Blackmore
Superintendent: Dr. Phinnize J. Fisher
Board Chair: Dr. Keith Ray

PERFORMANCE

Comprehensive detail, including definitions of ratings, performance criteria, and explanations of status, is available on www.ed.sc.gov and www.eoc.sc.gov as well as school and school district websites. Printed versions are available from school districts upon request.

YEAR	ABSOLUTE RATING	GROWTH RATING	PALMETTO GOLD/SILVER AWARD	AYP STATUS	NCLB IMPROVEMENT STATUS
2008	At-Risk	Below Average	TBD	Not Met	N/A
2007	At-Risk	At-Risk	N/A	Not Met	N/A
2006	At-Risk	Average	N/A	Not Met	N/A

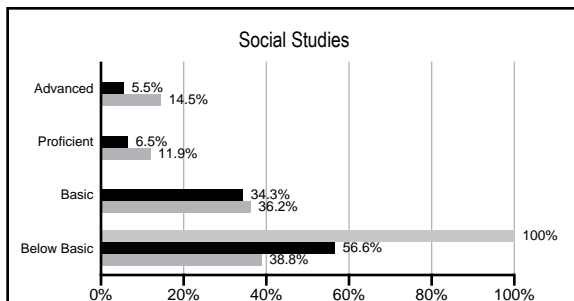
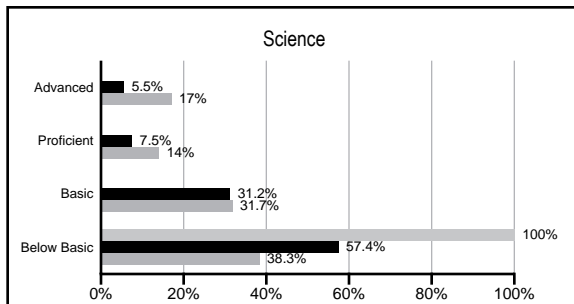
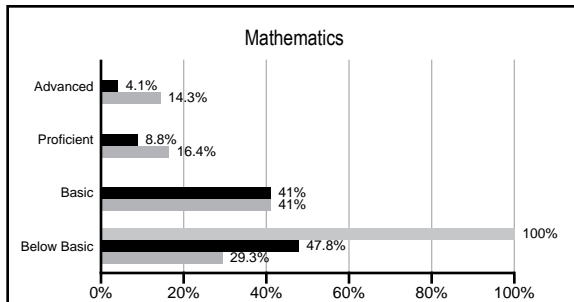
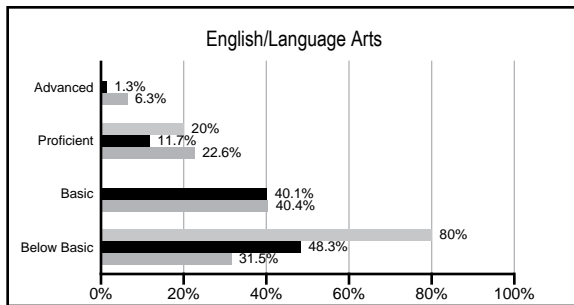
ABSOLUTE RATINGS OF MIDDLE SCHOOLS WITH STUDENTS LIKE OURS*

EXCELLENT	GOOD	AVERAGE	BELOW AVERAGE	AT-RISK
0	0	1	3	48

* Ratings are calculated with data available by 03/02/2009. Schools with Students like Ours are Middle Schools with poverty indices of no more than 5% above or below the index for this school.


PACT PERFORMANCE

Our School
 Middle Schools with Students Like Ours
 Middle schools statewide



NAEP PERFORMANCE*

* Performance reported for SC and nation, data not available at school level. Percentages at NAEP Achievement Levels.



END OF COURSE TESTS - 2008

% of students scoring 70 or above on:	Our Middle School	Middle Schools with Students Like Ours
Algebra 1/Math for the Technologies 2	0%	84.0%
English 1	0%	81.1%
Physical Science	0%	56.8%
All Subjects	0%	81.0%

SC PERFORMANCE GOAL

2010 Goal:
By 2010, SC's student achievement will be ranked in the top half of the states nationally. To achieve this goal, we must become one of the fastest improving systems in the country.

2020 Goal: TBD

Abbreviations Key

N/A Not Applicable N/AV Not Available N/C Not Collected N/R Not Reported I/S Insufficient Sample TBD To be determined
 NI Newly Identified CSI Continuing School Improvement CA Corrective Action RP Plan to Restructure R Restructure DELAY School Improvement Status HOLD School Improvement Status

Wohali Academy [Greenville]

SCHOOL PROFILE

	Our School	Change from Last Year	Middle Schools with Students Like Ours	Median Middle School
Students (n=72)				
Students enrolled in high school credit courses (grades 7 & 8)	0.0%	No Change	12.0%	19.4%
Retention rate	22.9%	Down from 28.9%	3.1%	1.8%
Attendance rate	97.3%	Down from 97.4%	95.3%	95.8%
Eligible for gifted and talented	0.0%	No Change	6.2%	15.3%
With disabilities other than speech	57.8%	Up from 56.7%	13.4%	12.9%
Out-of-school suspensions or expulsions for violent &/or criminal offenses	0.0%	Down from 1.2%	0.7%	0.7%
Annual dropout rate	0.0%	No Change	0.0%	0.0%
Teachers (n=13)				
Teachers with advanced degrees	23.1%	Up from 11.8%	52.9%	55.0%
Continuing contract teachers	15.4%	Up from 5.9%	54.4%	70.6%
Teachers with emergency or provisional certificates	0.0%	No Change	18.2%	5.4%
Teachers returning from previous year	N/A	N/A	76.7%	83.4%
Teacher attendance rate	96.9%	Down from 97.5%	94.7%	94.9%
Average teacher salary	N/A	N/A	\$43,280	\$44,706
Classes not taught by highly qualified teachers	30.3%	Down from 37.2%	8.7%	2.9%
School				
Principal's years at school	4.0	Up from 3.0	2.0	3.0
Student-teacher ratio in core subjects	11.2 to 1	Down from 11.3 to 1	16.4 to 1	20.1 to 1
Prime instructional time	93.3%	Up from 93.0%	88.8%	89.3%
Opportunities in the arts	Poor	No Change	Good	Good
SACS accreditation	No	No Change	Yes	Yes
Character development program	Excellent	Up from Average	Good	Good
Dollars spent per pupil*	\$8,372	Down 20.9%	\$8,554	\$7,097
Percent of expenditures for instruction*	71.0%	Up from 61.2%	63.2%	64.4%
Percent of expenditures for teacher salaries*	64.7%	Up from 53.9%	56.9%	59.4%
% of AYP objectives met	60.0%		53.8%	69.0%

* Prior year audited financial data available.

REPORT OF PRINCIPAL AND SCHOOL IMPROVEMENT COUNCIL

Wohali Academy is located on the campus of Springbrook Behavioral Health System, a residential treatment facility for emotionally disabled youth. Wohali educates the children in residence at SBHS and students from the surrounding communities. Each child will progress to a level, academically/behaviorally, that will allow a successful return to his or her home/base school. Over the last 4 years, Wohali has successfully returned over 100 students to their homes or other traditional public schools throughout the state of SC. This year the school added a Leadership and Resiliency Program. This comprehensive program is aimed at community students ages 13-19 who have a combination of behavioral issues manifested in at-risk behaviors. The program has had a positive impact on the majority of participants and decreased the identified at-risk behaviors. Because Wohali's target population is highly mobile, at-risk students, the timeline for meeting the school's long-term performance goals is ongoing. Using only standardized testing to measure academic growth does not capture the school's progress. Therefore, a more reliable and statistically valid model to measure AYP includes the measurement of individual student progress over time. Each student, as measured by the Woodcock Johnson, will progress an academic equivalent year in Math and English. In 2006-2007, these results improved to 74%. Though the vast majority of students make academic and behavioral gains, difficulty in obtaining student records from schools and districts locally and across the state has had a negative impact on Wohali's rating. Deciphering records from other residential facilities that use a non-graded system has also had a negative impact on the school's graduation rate. Wohali's first student to earn a high school diploma is on track to graduate in 2010.

Laura Blackmore, Principal
Dr. Jimmy Smith, Chairman

EVALUATION RESULTS

	Teachers	Students*	Parents*
Number of surveys returned	7	9	4
Percent satisfied with learning environment	100.0%	I/S	I/S
Percent satisfied with social and physical environment	100.0%	I/S	I/S
Percent satisfied with school-home relations	100.0%	I/S	I/S

*Only students at the highest middle school grade level at this school and their parents were included.

Comprehensive detail, including definitions of rating, performance criteria, and explanations of status, is available on www.ed.sc.gov and www.eoc.sc.gov as well as school and school district websites.

Printed versions are available from school districts upon request.

Abbreviations Key

N/A Not Applicable N/AV Not Available N/C Not Collected N/R Not Reported I/S Insufficient Sample TBD To be determined
NI Newly Identified CSI Continuing School Improvement CA Corrective Action RP Plan to Restructure R Restructure DELAY School Improvement Status HOLD School Improvement Status