



SC Annual School Report Card Summary

League Academy
Greenville

Grades: 6-8

Enrollment: 728

Principal: Merry L. Cox

Superintendent: Dr. Phinnize J. Fisher

Board Chair: Dr. Keith Ray

PERFORMANCE

Comprehensive detail, including definitions of ratings, performance criteria, and explanations of status, is available on www.ed.sc.gov and www.eoc.sc.gov as well as school and school district websites. Printed versions are available from school districts upon request.

YEAR	ABSOLUTE RATING	GROWTH RATING	PALMETTO GOLD/SILVER AWARD	AYP STATUS	NCLB IMPROVEMENT STATUS
2008	Good	Below Average	TBD	Not Met	N/A
2007	Average	At-Risk	N/A	Not Met	N/A
2006	Average	At-Risk	N/A	Not Met	N/A

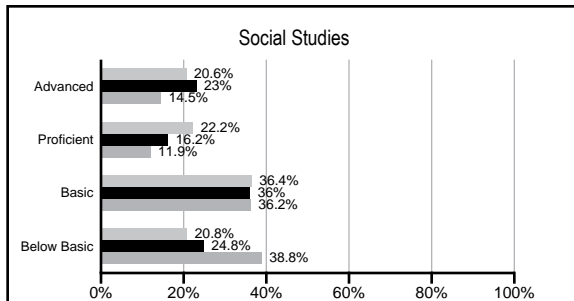
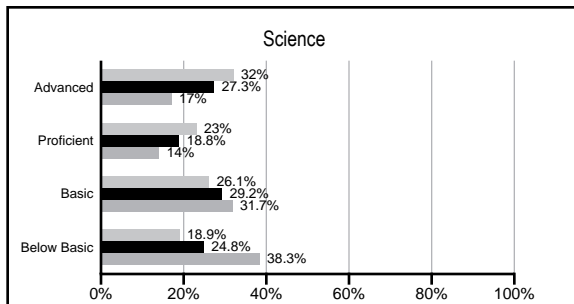
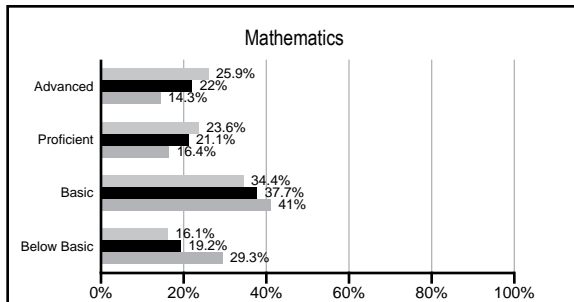
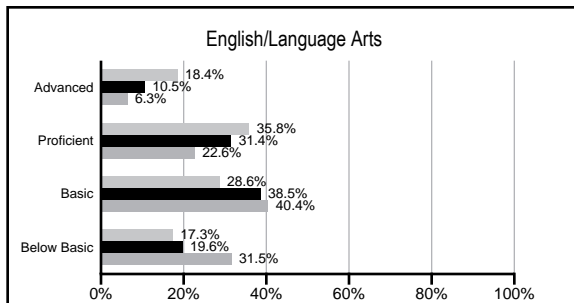
ABSOLUTE RATINGS OF MIDDLE SCHOOLS WITH STUDENTS LIKE OURS*

EXCELLENT	GOOD	AVERAGE	BELOW AVERAGE	AT-RISK
0	7	13	1	1

* Ratings are calculated with data available by 03/02/2009. Schools with Students like Ours are Middle Schools with poverty indices of no more than 5% above or below the index for this school.



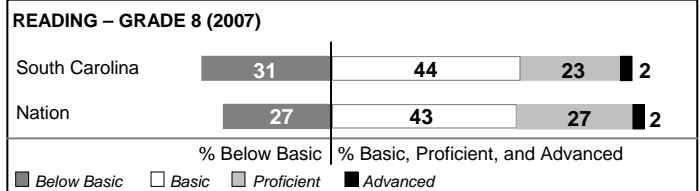
PACT PERFORMANCE

Our School Middle Schools with Students Like Ours Middle schools statewide



NAEP PERFORMANCE*

* Performance reported for SC and nation, data not available at school level. Percentages at NAEP Achievement Levels.



END OF COURSE TESTS - 2008

% of students scoring 70 or above on:	Our Middle School	Middle Schools with Students Like Ours
Algebra 1/Math for the Technologies 2	98.2%	96.4%
English 1	100.0%	96.4%
Physical Science	0%	50.0%
All Subjects	98.8%	96.6%

SC PERFORMANCE GOAL

2010 Goal:

By 2010, SC's student achievement will be ranked in the top half of the states nationally. To achieve this goal, we must become one of the fastest improving systems in the country.

2020 Goal: TBD

Abbreviations Key

N/A Not Applicable N/AV Not Available N/C Not Collected N/R Not Reported I/S Insufficient Sample TBD To be determined
NI Newly Identified CSI Continuing School Improvement CA Corrective Action RP Plan to Restructure R Restructure DELAY School Improvement Status HOLD School Improvement Status

League Academy [Greenville]

SCHOOL PROFILE

	Our School	Change from Last Year	Middle Schools with Students Like Ours	Median Middle School
Students (n=728)				
Students enrolled in high school credit courses (grades 7 & 8)	30.2%	Up from 29.9%	31.6%	19.4%
Retention rate	1.8%	Up from 1.3%	1.4%	1.8%
Attendance rate	96.8%	No Change	96.3%	95.8%
Eligible for gifted and talented	40.0%	Down from 44.2%	27.9%	15.3%
With disabilities other than speech	7.7%	Down from 8.8%	10.2%	12.9%
Out-of-school suspensions or expulsions for violent &/or criminal offenses	1.0%	Up from 0.8%	1.0%	0.7%
Annual dropout rate	0.0%	No Change	0.0%	0.0%
Teachers (n=48)				
Teachers with advanced degrees	56.3%	Down from 58.3%	58.7%	55.0%
Continuing contract teachers	75.0%	Down from 77.1%	75.0%	70.6%
Teachers with emergency or provisional certificates	4.9%	Down from 5.0%	3.9%	5.4%
Teachers returning from previous year	80.7%	Up from 79.1%	84.3%	83.4%
Teacher attendance rate	94.7%	Down from 95.6%	95.5%	94.9%
Average teacher salary	\$45,231	Down 0.8%	\$46,856	\$44,706
Classes not taught by highly qualified teachers	1.8%	Up from 0.0%	0.0%	2.9%
School				
Principal's years at school	7.0	Up from 6.0	4.0	3.0
Student-teacher ratio in core subjects	23.0 to 1	Down from 23.8 to 1	21.6 to 1	20.1 to 1
Prime instructional time	90.5%	Down from 91.6%	90.2%	89.3%
Opportunities in the arts	Excellent	No Change	Good	Good
SACS accreditation	Yes	No Change	Yes	Yes
Character development program	Good	Down from Excellent	Excellent	Good
Dollars spent per pupil*	\$6,180	Up 4.0%	\$6,292	\$7,097
Percent of expenditures for instruction*	65.7%	Down from 67.9%	66.6%	64.4%
Percent of expenditures for teacher salaries*	59.1%	Down from 65.4%	63.1%	59.4%
% of AYP objectives met	76.0%		79.3%	69.0%

* Prior year audited financial data available.

EVALUATION RESULTS

	Teachers	Students*	Parents*
Number of surveys returned	44	165	55
Percent satisfied with learning environment	86.4%	77.4%	77.8%
Percent satisfied with social and physical environment	90.9%	81.6%	90.7%
Percent satisfied with school-home relations	88.4%	81.8%	78.8%

*Only students at the highest middle school grade level at this school and their parents were included.

REPORT OF PRINCIPAL AND SCHOOL IMPROVEMENT COUNCIL

League Academy of Communication Arts is an urban magnet school comprised of grades 6-8 with an arts integration focus. Our facility opened in August of 2006 and is a state-of-the-art facility, including 50 classrooms, an arts wing, auditorium, gymnasium cafeteria, media center, and computer labs. Our motto of "Hands on Today, Eyes on Tomorrow" and mission statement of "Challenge—Create—Communicate!" exemplify the way we believe our students learn. At League, students have the unique opportunity to take a wide variety and level of arts classes. Content teachers plan with the fine arts teachers to develop high quality, arts-integrated lessons to raise student achievement. Technology is used by teachers and students through the use of more than 150 wireless laptop computers, document cameras, Promethean Boards, Smart slates, and digital and video cameras.

Our student enrollment of about 720 is made up of a great diversity of students. Parents, community, and staff work to raise the academic challenge and performance of each student at League and to provide a school environment supportive of learning, all the while striving to integrate a high quality arts program into our curriculum.

Our PACT scores continue to be higher than the district and state averages, and our school improvement plan is focused on increasing student achievement in each content area. MAP is given twice a year to provide teachers, parents, and students with needed data to target instruction to raise student achievement as measured by PACT.

League's professional staff is made up of 48 teachers, 3 administrators, and support staff which include a media specialist, 2 guidance counselors, a magnet coordinator, and an instructional coach. Fifty-three percent of our professional staff has more than 10 years experience, and over 60% have earned a Masters degree or higher. Four teachers are National Board Certified. In 2007-2008, many students were recognized at the school, district, state, and national level for their academic and artistic achievements. Our fine arts students perform twice a year at League in Dance, Drama, Band, Strings, and Chorus. Our visual arts program has a showcase in the spring.

We have PTA and SIC involvement throughout the year. As a joint effort, our PTA/SIC work together to sponsor parent workshops tailored for each grade to help deal with their adolescent children. An award created and sponsored by the SIC, the Dr. Richard Maag Arts Integration Award, is annually given to a teacher for exceptional arts integration in the classroom.

League staff and students are recognized for their extraordinary gifts and talents, including the prestigious Red Carpet Award and National PTA School of Excellence. Our school improvement plan or school portfolio guides our purchases, resources, decisions, and budget. The mission, vision, and goals support our work to raise student achievement for each student. Please visit our website at <http://www.greenville.k12.sc.us/league> to read our school portfolio or learn more about League Academy of Communication Arts in Greenville, SC.

Comprehensive detail, including definitions of rating, performance criteria, and explanations of status, is available on www.ed.sc.gov and www.eoc.sc.gov as well as school and school district websites.

Printed versions are available from school districts upon request.

Abbreviations Key

N/A Not Applicable N/AV Not Available N/C Not Collected N/R Not Reported I/S Insufficient Sample TBD To be determined
NI Newly Identified CSI Continuing School Improvement CA Corrective Action RP Plan to Restructure R Restructure DELAY School Improvement Status HOLD School Improvement Status