



SC Annual School Report Card Summary

Northwest Middle
Greenville

Grades: 6-8

Enrollment: 869

Principal: Lee Givins

Superintendent: Dr. Phinnize J. Fisher

Board Chair: Dr. Keith Ray

PERFORMANCE

Comprehensive detail, including definitions of ratings, performance criteria, and explanations of status, is available on www.ed.sc.gov and www.eoc.sc.gov as well as school and school district websites. Printed versions are available from school districts upon request.

YEAR	ABSOLUTE RATING	GROWTH RATING	PALMETTO GOLD/SILVER AWARD	AYP STATUS	NCLB IMPROVEMENT STATUS
2008	Below Average	Below Average	TBD	Not Met	N/A
2007	Average	Below Average	N/A	Not Met	N/A
2006	Below Average	At-Risk	N/A	Not Met	N/A

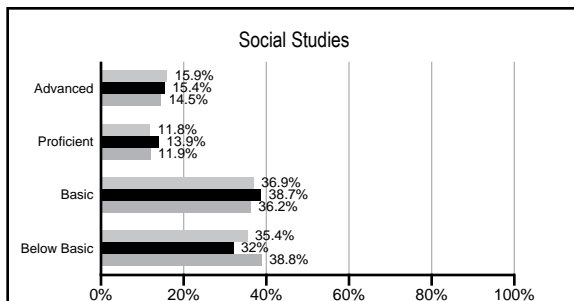
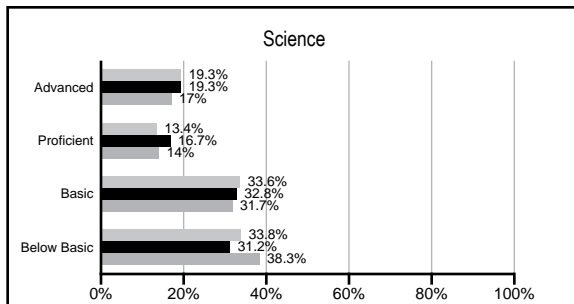
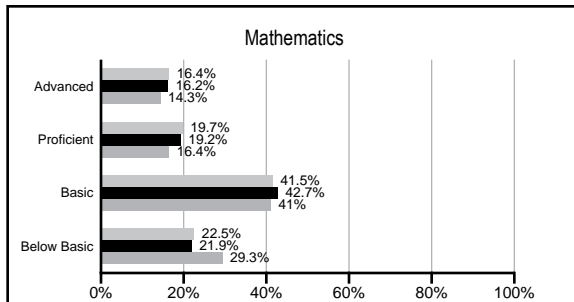
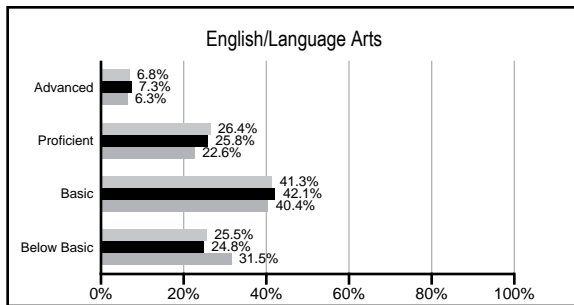
ABSOLUTE RATINGS OF MIDDLE SCHOOLS WITH STUDENTS LIKE OURS*

EXCELLENT	GOOD	AVERAGE	BELOW AVERAGE	AT-RISK
0	0	24	16	1

* Ratings are calculated with data available by 03/02/2009. Schools with Students like Ours are Middle Schools with poverty indices of no more than 5% above or below the index for this school.



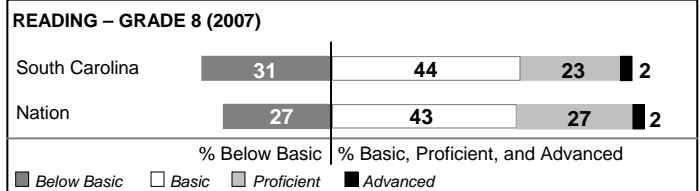
PACT PERFORMANCE

Our School Middle Schools with Students Like Ours Middle schools statewide



NAEP PERFORMANCE*

* Performance reported for SC and nation, data not available at school level. Percentages at NAEP Achievement Levels.



END OF COURSE TESTS - 2008

% of students scoring 70 or above on:	Our Middle School	Middle Schools with Students Like Ours
Algebra 1/Math for the Technologies 2	100.0%	98.4%
English 1	100.0%	97.3%
Physical Science	0%	79.0%
All Subjects	100.0%	97.8%

SC PERFORMANCE GOAL

2010 Goal:

By 2010, SC's student achievement will be ranked in the top half of the states nationally. To achieve this goal, we must become one of the fastest improving systems in the country.

2020 Goal: TBD

Abbreviations Key

N/A Not Applicable N/AV Not Available N/C Not Collected N/R Not Reported I/S Insufficient Sample TBD To be determined
NI Newly Identified CSI Continuing School Improvement CA Corrective Action RP Plan to Restructure R Restructure DELAY School Improvement Status HOLD School Improvement Status

Northwest Middle [Greenville]

SCHOOL PROFILE

	Our School	Change from Last Year	Middle Schools with Students Like Ours	Median Middle School
Students (n=869)				
Students enrolled in high school credit courses (grades 7 & 8)	12.0%	Up from 11.1%	22.7%	19.4%
Retention rate	2.2%	Up from 1.8%	1.5%	1.8%
Attendance rate	94.8%	Down from 95.0%	95.9%	95.8%
Eligible for gifted and talented	17.1%	Down from 21.1%	18.8%	15.3%
With disabilities other than speech	15.6%	Up from 14.7%	13.1%	12.9%
Out-of-school suspensions or expulsions for violent &/or criminal offenses	1.4%	Up from 0.9%	0.7%	0.7%
Annual dropout rate	0.0%	No Change	0.0%	0.0%
Teachers (n=50)				
Teachers with advanced degrees	66.0%	Up from 60.8%	58.0%	55.0%
Continuing contract teachers	76.0%	Up from 70.6%	76.1%	70.6%
Teachers with emergency or provisional certificates	7.5%	Down from 7.7%	4.3%	5.4%
Teachers returning from previous year	83.6%	Down from 86.9%	86.7%	83.4%
Teacher attendance rate	94.8%	Down from 95.3%	95.2%	94.9%
Average teacher salary	\$45,370	Up 1.8%	\$45,259	\$44,706
Classes not taught by highly qualified teachers	5.8%	Up from 1.0%	0.6%	2.9%
School				
Principal's years at school	7.0	Up from 6.0	3.0	3.0
Student-teacher ratio in core subjects	26.7 to 1	Down from 32.4 to 1	21.6 to 1	20.1 to 1
Prime instructional time	88.8%	Down from 89.5%	89.3%	89.3%
Opportunities in the arts	Good	No Change	Good	Good
SACS accreditation	Yes	No Change	Yes	Yes
Character development program	Good	No Change	Good	Good
Dollars spent per pupil*	\$5,672	Up 4.5%	\$6,706	\$7,097
Percent of expenditures for instruction*	63.6%	Down from 65.2%	63.6%	64.4%
Percent of expenditures for teacher salaries*	59.4%	Down from 59.8%	59.4%	59.4%
% of AYP objectives met	66.7%		71.4%	69.0%

* Prior year audited financial data available.

EVALUATION RESULTS

	Teachers	Students*	Parents*
Number of surveys returned	53	235	79
Percent satisfied with learning environment	100.0%	72.6%	86.1%
Percent satisfied with social and physical environment	100.0%	74.5%	83.1%
Percent satisfied with school-home relations	83.0%	81.7%	67.5%

*Only students at the highest middle school grade level at this school and their parents were included.

REPORT OF PRINCIPAL AND SCHOOL IMPROVEMENT COUNCIL

Northwest Middle School is a school dedicated to the empowerment of students through innovative learning experiences. The student population of Northwest is a highly diverse mix of cultural, socio-economic, and ethnic groups drawn from the largest geographic area of any school in Greenville County. Northwest Middle School is an authorized International Baccalaureate Middle Years Program school that serves all students. Professional development of our staff is a priority at Northwest, and our teachers have attended state and national conferences such as the South Carolina Middle School Association Conference, the South Carolina Mathematics Conference, and the National Teachers of English Conference. Core curriculum teachers have attended the first annual Greenville County International Baccalaureate Roundtable meetings during 2007-2008. Foreign language teachers have attended the local IB Foreign Language Seminar. Teacher training also included teachers attending IB training in Houston, Texas for Arts, Technology, Mathematics, and Physical Education.

Classroom teachers use Measures of Academic Progress (MAP) and PACT data to help target student learning. The Compass Learning Program is utilized in our after-school program to assist teachers in targeting instruction in order to increase student achievement. The principal and the SIC have created several incentive programs aimed at improving academic achievement in the PACT After School Program and have begun a pilot program for students needing extra help in Math called "Math Mates." Through the use of a math Teacher-Specialist-on-Site, a science iCoach, and an Instructional Coach, teachers have received in-depth, specific curriculum training in methodology and pedagogy. The content-specific math and science coaching is a result of data showing the need to increase test scores in these areas due to flat line improvement scores. As a result, good progress has been seen in the math scores of Northwest students.

A number of members of the Northwest faculty have earned reputations as excellent classroom teachers. In six of the last seven years, the teacher of the year for Northwest was also one of the top ten teachers for the district. This speaks very highly of our faculty, and we are challenged to continue this level of classroom teaching. For our part, the SIC and teachers of Northwest will continue, as in past years, to support increased content coaching for our teachers and the development of innovative student incentive programs. We will continue to place emphasis on aligning our instruction to IB objectives and the state standards. As a result, our students will benefit academically.

The communities of Travelers Rest, Marietta, and Slater continue to support the mission and vision of Northwest Middle School. These communities have benefited from over 3100 community service hours provided through the encouragement of the IB program and the BETA Club. Our students are involved in our community organizations, churches, and service groups and are making a difference for the residents of northern Greenville County. GO PANTHERS!

Lee Givins, Principal

Comprehensive detail, including definitions of rating, performance criteria, and explanations of status, is available on www.ed.sc.gov and www.eoc.sc.gov as well as school and school district websites.

Printed versions are available from school districts upon request.

Abbreviations Key

N/A Not Applicable N/AV Not Available N/C Not Collected N/R Not Reported I/S Insufficient Sample TBD To be determined
NI Newly Identified CSI Continuing School Improvement CA Corrective Action RP Plan to Restructure R Restructure DELAY School Improvement Status HOLD School Improvement Status