



SC Annual School Report Card Summary

Northwood Middle
Greenville

Grades: 6-8

Enrollment: 850

Principal: Richard Griffin

Superintendent: Dr. Phinnize J. Fisher

Board Chair: Dr. Keith Ray

PERFORMANCE

Comprehensive detail, including definitions of ratings, performance criteria, and explanations of status, is available on www.ed.sc.gov and www.eoc.sc.gov as well as school and school district websites. Printed versions are available from school districts upon request.

YEAR	ABSOLUTE RATING	GROWTH RATING	PALMETTO GOLD/SILVER AWARD	AYP STATUS	NCLB IMPROVEMENT STATUS
2008	Average	At-Risk	TBD	Not Met	N/A
2007	Average	At-Risk	N/A	Not Met	N/A
2006	Average	At-Risk	N/A	Not Met	N/A

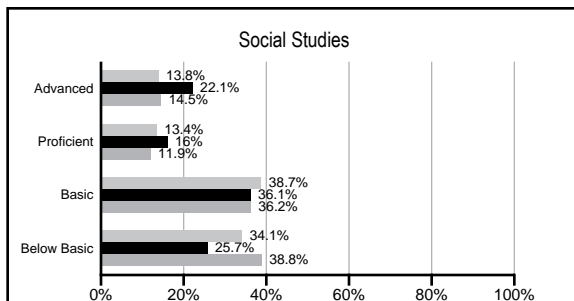
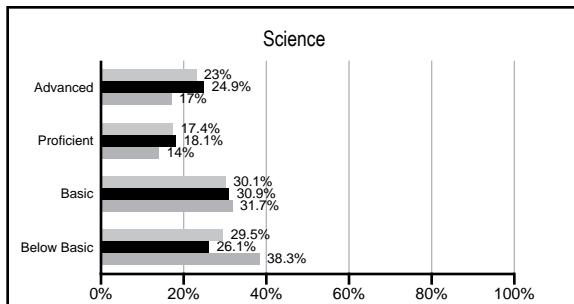
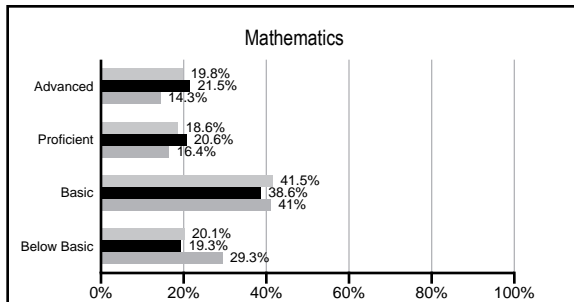
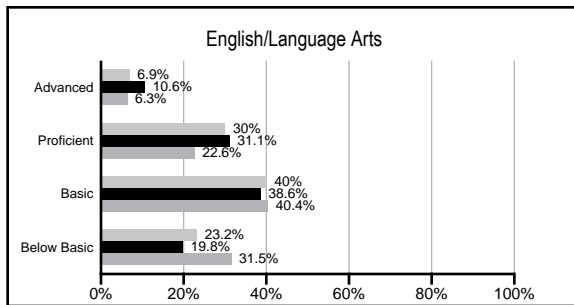
ABSOLUTE RATINGS OF MIDDLE SCHOOLS WITH STUDENTS LIKE OURS*

EXCELLENT	GOOD	AVERAGE	BELOW AVERAGE	AT-RISK
0	7	20	3	1

* Ratings are calculated with data available by 03/02/2009. Schools with Students like Ours are Middle Schools with poverty indices of no more than 5% above or below the index for this school.

PACT PERFORMANCE


Our School Middle Schools with Students Like Ours Middle schools statewide




NAEP PERFORMANCE*

* Performance reported for SC and nation, data not available at school level. Percentages at NAEP Achievement Levels.


READING - GRADE 8 (2007)



MATH - GRADE 8 (2007)



SCIENCE - GRADE 8 (2005)



END OF COURSE TESTS - 2008

% of students scoring 70 or above on:	Our Middle School	Middle Schools with Students Like Ours
Algebra 1/Math for the Technologies 2	100.0%	97.2%
English 1	100.0%	97.2%
Physical Science	0%	43.8%
All Subjects	100.0%	97.2%

SC PERFORMANCE GOAL

2010 Goal:

By 2010, SC's student achievement will be ranked in the top half of the states nationally. To achieve this goal, we must become one of the fastest improving systems in the country.

2020 Goal: TBD

Abbreviations Key

N/A Not Applicable N/AV Not Available N/C Not Collected N/R Not Reported I/S Insufficient Sample TBD To be determined
NI Newly Identified CSI Continuing School Improvement CA Corrective Action RP Plan to Restructure R Restructure DELAY School Improvement Status HOLD School Improvement Status

Northwood Middle [Greenville]

SCHOOL PROFILE

	Our School	Change from Last Year	Middle Schools with Students Like Ours	Median Middle School
Students (n=850)				
Students enrolled in high school credit courses (grades 7 & 8)	53.6%	Up from 43.5%	30.7%	19.4%
Retention rate	1.1%	Up from 0.9%	1.8%	1.8%
Attendance rate	96.4%	Down from 96.6%	96.3%	95.8%
Eligible for gifted and talented	25.0%	Down from 29.1%	26.0%	15.3%
With disabilities other than speech	11.6%	Up from 11.0%	11.0%	12.9%
Out-of-school suspensions or expulsions for violent &/or criminal offenses	0.8%	Down from 2.2%	1.1%	0.7%
Annual dropout rate	0.0%	No Change	0.0%	0.0%
Teachers (n=52)				
Teachers with advanced degrees	65.4%	Down from 66.7%	59.6%	55.0%
Continuing contract teachers	75.0%	Down from 75.4%	75.4%	70.6%
Teachers with emergency or provisional certificates	2.3%	Up from 2.0%	3.7%	5.4%
Teachers returning from previous year	82.6%	Down from 86.6%	84.1%	83.4%
Teacher attendance rate	95.6%	Down from 96.3%	95.3%	94.9%
Average teacher salary	\$46,856	Up 1.3%	\$46,811	\$44,706
Classes not taught by highly qualified teachers	0.0%	No Change	1.0%	2.9%
School				
Principal's years at school	8.5	No Change	4.0	3.0
Student-teacher ratio in core subjects	23.8 to 1	Up from 21.7 to 1	21.6 to 1	20.1 to 1
Prime instructional time	91.7%	Down from 92.1%	90.2%	89.3%
Opportunities in the arts	Excellent	No Change	Good	Good
SACS accreditation	Yes	No Change	Yes	Yes
Character development program	Average	Down from Good	Good	Good
Dollars spent per pupil*	\$6,020	Up 10.3%	\$6,285	\$7,097
Percent of expenditures for instruction*	69.2%	Down from 70.6%	66.8%	64.4%
Percent of expenditures for teacher salaries*	65.3%	Down from 68.0%	63.3%	59.4%
% of AYP objectives met	72.4%		76.2%	69.0%

* Prior year audited financial data available.

EVALUATION RESULTS

	Teachers	Students*	Parents*
Number of surveys returned	52	259	122
Percent satisfied with learning environment	72.5%	77.3%	75.8%
Percent satisfied with social and physical environment	86.3%	78.6%	70.2%
Percent satisfied with school-home relations	94.2%	88.7%	76.9%

*Only students at the highest middle school grade level at this school and their parents were included.

REPORT OF PRINCIPAL AND SCHOOL IMPROVEMENT COUNCIL

Northwood Middle School continues to be a successful middle school with strong involvement of parents through our PTA. The school's motto is "Northwood: A Community of Learners," where our open door policy encourages parents to come in and be an integral part of their child's education.

Northwood moved into a new facility this past year in January. The building is equipped with state-of-the-art technology, which includes Promethean Boards in every classroom, three fully-equipped computer labs, and three portable lap top carts.

Northwood's growth on its PACT Test scores is mixed. The scores for English Language Arts continue to be strong. Our math scores, while good, showed mixed growth over the past year. This caused our Improvement Rating to be Unsatisfactory which, in turn, caused our overall rating to be Average. This is misleading, as our scores on the Iowa Test of Basic Skills went up this year where our overall score for the school was at the 63th percentile in our 8th grade. In an effort to improve our scores, Northwood continues to use a full-time math and language arts assistance program. This program allows regular education students to get extra help during the day in either Math or Language Arts. The method of addressing special education students' deficiencies was changed to a tutorial model. These students attended regular education classes but received daily extra help all year in their deficit area.

Northwood continues to have successful programs that serve students. Among these are the Black Heritage Bowl Team, the Invention Convention, the History Club, the PTA Reflections Contest, the Science Fair, and the new career awareness/character development program funded by the Education Economic Development Act. All four were award-winning programs, including one student who won the National PTA Reflections Award for Literature. Northwood also sponsors a newspaper and a yearbook. The yearbook was an award winning book this year. Northwood sponsors the National Junior Honor Society (a student service program), a student council, and various Honor Rolls, including the B.U.G. (Bringing Up Grades) Honor Roll to encourage students to always try to improve themselves and their grades. The school also sponsors the Northwood Knight program to encourage good citizenship among students. The school also conducts a summer program for those students who were not successful on the PACT Test.

Northwood continues to strive for improvement for its students through the yearly self-evaluation Portfolio for Continuous Improvement model. Professional development for our staff, as well as communication, both within and outside of school, continues to be a focus for improvement.

Richard L. Griffin, Principal
Laura Lambrecht, SIC Chairperson

Comprehensive detail, including definitions of rating, performance criteria, and explanations of status, is available on www.ed.sc.gov and www.eoc.sc.gov as well as school and school district websites.

Printed versions are available from school districts upon request.

Abbreviations Key

N/A Not Applicable N/AV Not Available N/C Not Collected N/R Not Reported I/S Insufficient Sample TBD To be determined
NI Newly Identified CSI Continuing School Improvement CA Corrective Action RP Plan to Restructure R Restructure DELAY School Improvement Status HOLD School Improvement Status