



SC Annual School Report Card Summary

Lakeview Middle
Greenville

Grades: 6-8

Enrollment: 464

Principal: Dr. Tracy Hall

Superintendent: Dr. Phinnize J. Fisher

Board Chair: Dr. Keith Ray

PERFORMANCE

Comprehensive detail, including definitions of ratings, performance criteria, and explanations of status, is available on www.ed.sc.gov and www.eoc.sc.gov as well as school and school district websites. Printed versions are available from school districts upon request.

| YEAR | ABSOLUTE RATING | GROWTH RATING | PALMETTO GOLD/SILVER AWARD | AYP STATUS | NCLB IMPROVEMENT STATUS |
|------|-----------------|---------------|----------------------------|------------|-------------------------|
| 2008 | At-Risk | Average | TBD | Not Met | R |
| 2007 | At-Risk | At-Risk | N/A | Not Met | R |
| 2006 | At-Risk | Below Average | N/A | Not Met | R |

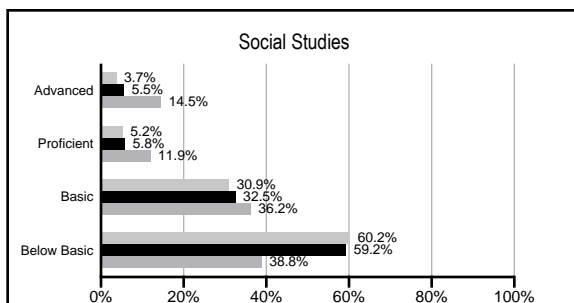
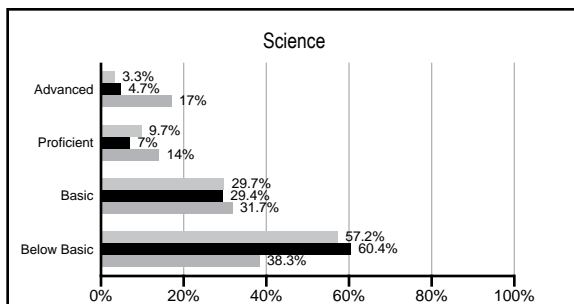
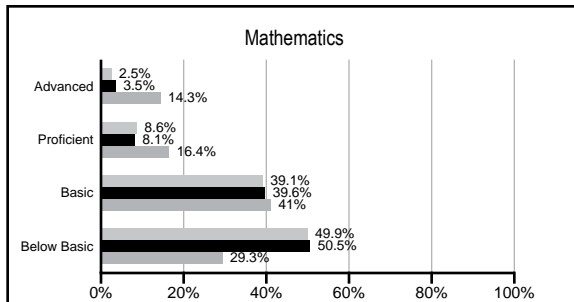
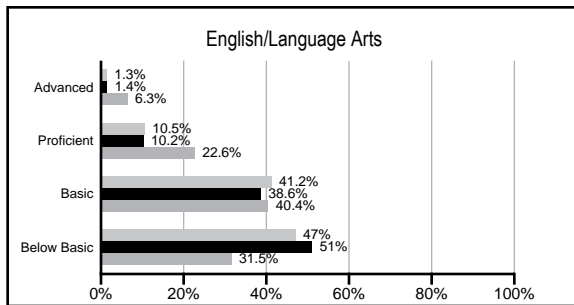
ABSOLUTE RATINGS OF MIDDLE SCHOOLS WITH STUDENTS LIKE OURS*

| EXCELLENT | GOOD | AVERAGE | BELOW AVERAGE | AT-RISK |
|-----------|------|---------|---------------|---------|
| 0 | 0 | 0 | 4 | 40 |

* Ratings are calculated with data available by 03/02/2009. Schools with Students like Ours are Middle Schools with poverty indices of no more than 5% above or below the index for this school.



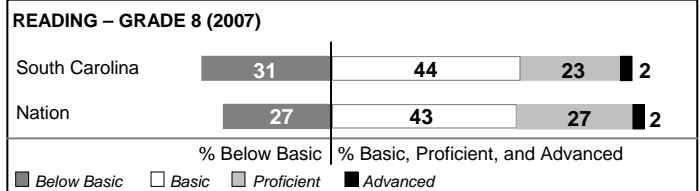
PACT PERFORMANCE

Our School Middle Schools with Students Like Ours Middle schools statewide



NAEP PERFORMANCE*

* Performance reported for SC and nation, data not available at school level. Percentages at NAEP Achievement Levels.



END OF COURSE TESTS - 2008

| % of students scoring 70 or above on: | Our Middle School | Middle Schools with Students Like Ours |
|---------------------------------------|-------------------|----------------------------------------|
| Algebra 1/Math for the Technologies 2 | 64.3% | 83.0% |
| English 1 | 94.6% | 82.7% |
| Physical Science | 100.0% | 39.5% |
| All Subjects | 81.8% | 80.3% |

SC PERFORMANCE GOAL

2010 Goal:

By 2010, SC's student achievement will be ranked in the top half of the states nationally. To achieve this goal, we must become one of the fastest improving systems in the country.

2020 Goal: TBD

Abbreviations Key

N/A Not Applicable N/AV Not Available N/C Not Collected N/R Not Reported I/S Insufficient Sample TBD To be determined
NI Newly Identified CSI Continuing School Improvement CA Corrective Action RP Plan to Restructure R Restructure DELAY School Improvement Status HOLD School Improvement Status

Lakeview Middle [Greenville]

SCHOOL PROFILE

| | Our School | Change from Last Year | Middle Schools with Students Like Ours | Median Middle School |
|----------------------------------------------------------------------------|------------|-----------------------|----------------------------------------|----------------------|
| Students (n=464) | | | | |
| Students enrolled in high school credit courses (grades 7 & 8) | 26.8% | Down from 29.2% | 12.0% | 19.4% |
| Retention rate | 0.6% | Down from 1.0% | 3.1% | 1.8% |
| Attendance rate | 94.7% | Up from 94.2% | 95.1% | 95.8% |
| Eligible for gifted and talented | 7.1% | Up from 6.0% | 5.8% | 15.3% |
| With disabilities other than speech | 19.2% | Down from 22.5% | 13.5% | 12.9% |
| Out-of-school suspensions or expulsions for violent &/or criminal offenses | 0.2% | Down from 3.1% | 0.7% | 0.7% |
| Annual dropout rate | 0.3% | Down from 0.5% | 0.0% | 0.0% |
| Teachers (n=42) | | | | |
| Teachers with advanced degrees | 57.1% | Down from 60.9% | 54.3% | 55.0% |
| Continuing contract teachers | 54.8% | Down from 63.0% | 54.4% | 70.6% |
| Teachers with emergency or provisional certificates | 7.1% | Up from 5.9% | 19.0% | 5.4% |
| Teachers returning from previous year | 73.7% | Up from 71.0% | 76.7% | 83.4% |
| Teacher attendance rate | 96.3% | Down from 97.0% | 94.8% | 94.9% |
| Average teacher salary | \$42,976 | Down 0.7% | \$43,224 | \$44,706 |
| Classes not taught by highly qualified teachers | 0.0% | No Change | 8.5% | 2.9% |
| School | | | | |
| Principal's years at school | 2.0 | Up from 1.0 | 2.0 | 3.0 |
| Student-teacher ratio in core subjects | 17.2 to 1 | Down from 18.2 to 1 | 15.9 to 1 | 20.1 to 1 |
| Prime instructional time | 88.5% | Down from 89.0% | 88.8% | 89.3% |
| Opportunities in the arts | Good | No Change | Good | Good |
| SACS accreditation | Yes | No Change | Yes | Yes |
| Character development program | Excellent | No Change | Good | Good |
| Dollars spent per pupil* | \$10,815 | Up 31.7% | \$8,951 | \$7,097 |
| Percent of expenditures for instruction* | 62.1% | Up from 61.2% | 62.8% | 64.4% |
| Percent of expenditures for teacher salaries* | 54.7% | Down from 57.1% | 55.8% | 59.4% |
| % of AYP objectives met | 62.1% | | 53.8% | 69.0% |

* Prior year audited financial data available.

EVALUATION RESULTS

| | Teachers | Students* | Parents* |
|--------------------------------------------------------|----------|-----------|----------|
| Number of surveys returned | 48 | 150 | 53 |
| Percent satisfied with learning environment | 89.6% | 76.2% | 92.3% |
| Percent satisfied with social and physical environment | 97.9% | 86.7% | 78.4% |
| Percent satisfied with school-home relations | 56.3% | 82.7% | 79.2% |

*Only students at the highest middle school grade level at this school and their parents were included.

REPORT OF PRINCIPAL AND SCHOOL IMPROVEMENT COUNCIL

Lakeview Middle School (LMS) aptly reflects the ideals of its mission statement. We are committed to providing a nurturing, rigorous, academic environment for all of our students that meets the intellectual, social, physical, and emotional needs of each child. Located in an urban area between Furman University and downtown Greenville, our school population consists of approximately 500 students. We are a community school representing the historical mill villages and Furman area. LMS faculty, staff, and students desire to return to our past tradition of excellence through a vast array of programs that include rigorous academics of the College Board's Springboard program, the Laptop Initiative with all students given laptops, competitive athletics, and excellent visual and performing arts. Our curriculum offers courses for high school credit to include Spanish 1, Keyboarding, English 1 Honors, Algebra 1 Honors, and Geometry Honors. Past awards include: the 2006 Beacon Award; Autoskill for Technology; 2005 Boys Soccer Team Undefeated; 2004, 2003, and 2002 Junior BETA Club--1st, 2nd, and 3rd Place respectively for Living Literature; 2004 Invention Convention--1st and 3rd Place Winners for 7th Grade; 2004 Shining Star Awards; 2003 and 2004 Greenville Boys Basketball Championship, 2003 SC Middle School Chorus; and 2001 Reconceptions Technology Grant Award.

In pursuit of these goals, Lakeview Middle School has undergone a rigorous self-study under the auspices of the Southern Association of Colleges and Schools and the Making Middle Grades Work reform model. The results of this study are driving continuing efforts to improve, including new initiatives for student achievement and school culture. And with more than 64% of our teachers holding advanced degrees and two of our teachers obtaining National Board Certification, our faculty has established a professional learning community to support the initiatives through professional development. Other efforts undertaken this year include tutors provided for struggling students, additional help and enrichment after school and on Saturdays, and the use of technology in instruction to motivate our diverse student population. Community support remains strong with one business partner, ScanSource, donating financial support for our Positive Behavior Management System along with volunteer tutors and mentors. Other initiatives to improve school culture include student government, Peace Flag--a peer mediation program--and service learning projects with our local community.

Dr. Tracy Hall, Principal
Ms. Clarice Groves, SIC Chair

Comprehensive detail, including definitions of rating, performance criteria, and explanations of status, is available on www.ed.sc.gov and www.eoc.sc.gov as well as school and school district websites.

Printed versions are available from school districts upon request.

Abbreviations Key

N/A Not Applicable N/AV Not Available N/C Not Collected N/R Not Reported I/S Insufficient Sample TBD To be determined
NI Newly Identified CSI Continuing School Improvement CA Corrective Action RP Plan to Restructure R Restructure DELAY School Improvement Status HOLD School Improvement Status