



SC Annual School Report Card Summary

Hughes Academy
Greenville

Grades: 6-8

Enrollment: 839

Principal: Dr. Patrick J. Mark

Superintendent: Dr. Phinniss J. Fisher

Board Chair: Dr. Keith Ray

PERFORMANCE

Comprehensive detail, including definitions of ratings, performance criteria, and explanations of status, is available on www.ed.sc.gov and www.eoc.sc.gov as well as school and school district websites. Printed versions are available from school districts upon request.

YEAR	ABSOLUTE RATING	GROWTH RATING	PALMETTO GOLD/SILVER AWARD	AYP STATUS	NCLB IMPROVEMENT STATUS
2008	Below Average	At-Risk	TBD	Not Met	N/A
2007	Below Average	At-Risk	N/A	Not Met	N/A
2006	Below Average	At-Risk	N/A	Not Met	N/A

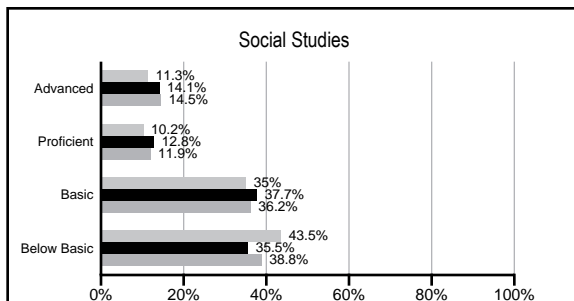
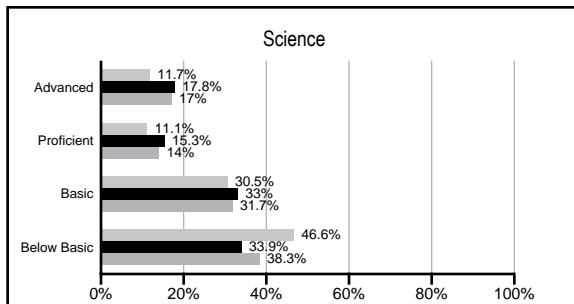
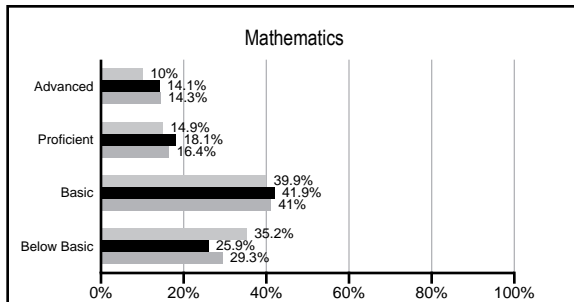
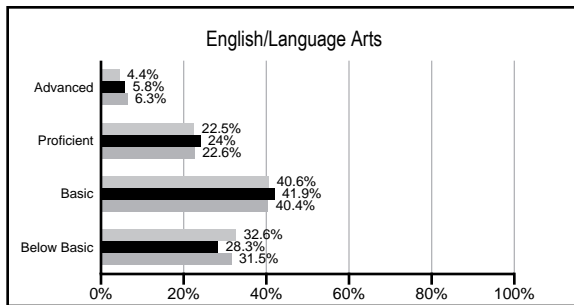
ABSOLUTE RATINGS OF MIDDLE SCHOOLS WITH STUDENTS LIKE OURS*

EXCELLENT	GOOD	AVERAGE	BELOW AVERAGE	AT-RISK
0	0	19	26	3

* Ratings are calculated with data available by 03/02/2009. Schools with Students like Ours are Middle Schools with poverty indices of no more than 5% above or below the index for this school.



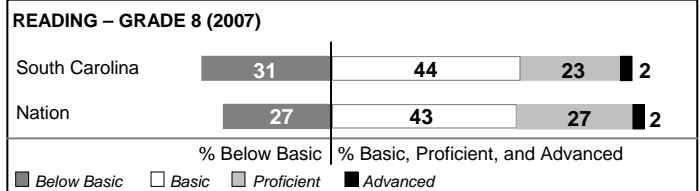
PACT PERFORMANCE

Our School Middle Schools with Students Like Ours Middle schools statewide



NAEP PERFORMANCE*

* Performance reported for SC and nation, data not available at school level. Percentages at NAEP Achievement Levels.



END OF COURSE TESTS - 2008

% of students scoring 70 or above on:	Our Middle School	Middle Schools with Students Like Ours
Algebra 1/Math for the Technologies 2	94.5%	98.0%
English 1	100.0%	97.4%
Physical Science	0%	48.7%
All Subjects	96.2%	97.6%

SC PERFORMANCE GOAL

2010 Goal:

By 2010, SC's student achievement will be ranked in the top half of the states nationally. To achieve this goal, we must become one of the fastest improving systems in the country.

2020 Goal: TBD

Abbreviations Key

N/A Not Applicable N/AV Not Available N/C Not Collected N/R Not Reported I/S Insufficient Sample TBD To be determined
NI Newly Identified CSI Continuing School Improvement CA Corrective Action RP Plan to Restructure R Restructure DELAY School Improvement Status HOLD School Improvement Status

Hughes Academy [Greenville]

SCHOOL PROFILE

	Our School	Change from Last Year	Middle Schools with Students Like Ours	Median Middle School
Students (n=839)				
Students enrolled in high school credit courses (grades 7 & 8)	22.3%	Down from 38.0%	23.3%	19.4%
Retention rate	2.3%	Down from 3.0%	1.5%	1.8%
Attendance rate	96.5%	Down from 96.8%	95.9%	95.8%
Eligible for gifted and talented	21.2%	Down from 22.7%	17.8%	15.3%
With disabilities other than speech	13.9%	Up from 12.6%	14.2%	12.9%
Out-of-school suspensions or expulsions for violent &/or criminal offenses	1.8%	Up from 1.7%	0.6%	0.7%
Annual dropout rate	0.0%	No Change	0.0%	0.0%
Teachers (n=55)				
Teachers with advanced degrees	54.5%	Down from 55.6%	53.7%	55.0%
Continuing contract teachers	72.7%	Down from 78.2%	74.1%	70.6%
Teachers with emergency or provisional certificates	0.0%	Down from 4.3%	5.3%	5.4%
Teachers returning from previous year	84.4%	Up from 83.5%	84.7%	83.4%
Teacher attendance rate	96.0%	Up from 95.3%	94.8%	94.9%
Average teacher salary	\$43,029	Down 0.2%	\$44,624	\$44,706
Classes not taught by highly qualified teachers	3.0%	Up from 1.5%	2.1%	2.9%
School				
Principal's years at school	1.0	Down from 3.0	3.0	3.0
Student-teacher ratio in core subjects	22.7 to 1	Down from 23.0 to 1	20.7 to 1	20.1 to 1
Prime instructional time	91.5%	Up from 91.0%	89.3%	89.3%
Opportunities in the arts	Good	No Change	Good	Good
SACS accreditation	Yes	No Change	Yes	Yes
Character development program	Average	No Change	Good	Good
Dollars spent per pupil*	\$5,719	Down 2.6%	\$6,976	\$7,097
Percent of expenditures for instruction*	67.5%	Down from 68.9%	62.2%	64.4%
Percent of expenditures for teacher salaries*	59.4%	Up from 58.7%	59.0%	59.4%
% of AYP objectives met	65.5%		71.0%	69.0%

* Prior year audited financial data available.

EVALUATION RESULTS

	Teachers	Students*	Parents*
Number of surveys returned	57	189	50
Percent satisfied with learning environment	78.6%	61.7%	83.3%
Percent satisfied with social and physical environment	84.2%	65.9%	64.6%
Percent satisfied with school-home relations	66.7%	72.8%	70.2%

*Only students at the highest middle school grade level at this school and their parents were included.

REPORT OF PRINCIPAL AND SCHOOL IMPROVEMENT COUNCIL

We have had an excellent year here at Hughes Academy. Helping our students achieve, both in and out of the classroom, remains an important goal for all of us. To meet this goal, we have started several new programs. Each of our nine science classrooms was completely renovated over the summer to incorporate our new Synergistic science labs. We were asked by the district to pilot the Academy of Math and Reading programs to assist students in strengthening their skills in these content areas. We added District Instructional Facilitators in both English/Language Arts and Math to aid teachers and students with lesson planning and instruction. We also added a science instructional coach to support the implementation of the new science labs. Our entire instructional leadership team has been working with our teachers to analyze test data and scores from these new programs to track student academic growth and prepare for PACT in May. We have continued our PACT after school program for students who need extra assistance in reaching proficiency.

For the 2008-2009 school year, we have formed a partnership with Clemson University and the Inquiry in Motion program that will give our teachers the opportunity to participate and engage in professional development provided by Clemson University and I-CAR. We have also formed a partnership with Roper Mountain Science Center to provide our students with multiple opportunities to engage in learning and research with their staff. With the support of our students, parents, and staff, we look forward to continuing the many successes we have achieved this year, which include the following: School Initiatives; Communications; Updated school main web page to include daily announcements, calendar of events, links to the magnet program information, student pictures, and award winners; Teacher web pages; School Messenger system; Monthly PTA newsletter; and Production of a School Spotlight video in collaboration with the district.

The Hughes Academy 2007-2008 School Improvement Council Members were Martha Bowen, Julie Myers, Elizabeth Cumming, Karen Perkins, Sean Dogan, Tonya Peterson, Shannon Faulkner, Tammy Phillips, Carole Flashpoehler, Deborah Primus-Brown, Robbie Higdon, Holly Ridgell, Kevin Keller, Margaret Ritchie, Maggie Maloney, Dr. Patrick Mark, Sonya Sullivan, Beth McNamara, and Tonya Woods.

Dr. Patrick J. Mark, Principal
Mrs. Lashaun Scott, SIC chairperson

Comprehensive detail, including definitions of rating, performance criteria, and explanations of status, is available on www.ed.sc.gov and www.eoc.sc.gov as well as school and school district websites.

Printed versions are available from school districts upon request.

Abbreviations Key

N/A Not Applicable N/AV Not Available N/C Not Collected N/R Not Reported I/S Insufficient Sample TBD To be determined
NI Newly Identified CSI Continuing School Improvement CA Corrective Action RP Plan to Restructure R Restructure DELAY School Improvement Status HOLD School Improvement Status