



SC Annual School Report Card Summary

**Greer Middle
Greenville**
Grades: 6-8 **Enrollment: 941**
Principal: Scott Rhymer
Superintendent: Dr. Phinnize J. Fisher
Board Chair: Dr. Keith Ray

PERFORMANCE

Comprehensive detail, including definitions of ratings, performance criteria, and explanations of status, is available on www.ed.sc.gov and www.eoc.sc.gov as well as school and school district websites. Printed versions are available from school districts upon request.

YEAR	ABSOLUTE RATING	GROWTH RATING	PALMETTO GOLD/SILVER AWARD	AYP STATUS	NCLB IMPROVEMENT STATUS
2008	Below Average	At-Risk	TBD	Not Met	N/A
2007	Below Average	At-Risk	N/A	Not Met	N/A
2006	Below Average	At-Risk	N/A	Not Met	N/A

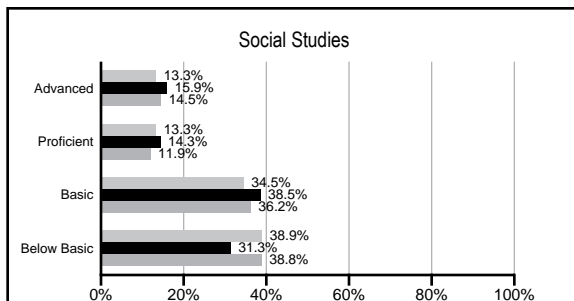
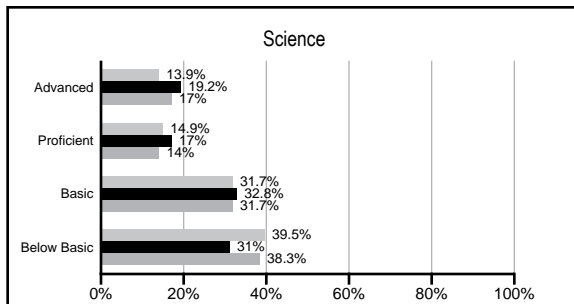
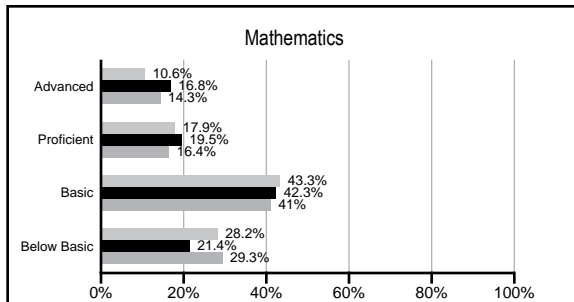
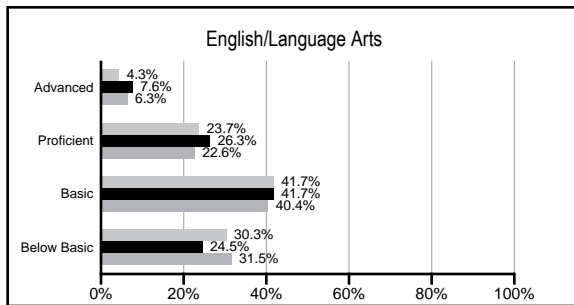
ABSOLUTE RATINGS OF MIDDLE SCHOOLS WITH STUDENTS LIKE OURS*

EXCELLENT	GOOD	AVERAGE	BELOW AVERAGE	AT-RISK
0	0	25	14	1

* Ratings are calculated with data available by 03/02/2009. Schools with Students like Ours are Middle Schools with poverty indices of no more than 5% above or below the index for this school.


PACT PERFORMANCE

Our School Middle Schools with Students Like Ours Middle schools statewide



NAEP PERFORMANCE*

* Performance reported for SC and nation, data not available at school level. Percentages at NAEP Achievement Levels.



END OF COURSE TESTS - 2008

% of students scoring 70 or above on:	Our Middle School	Middle Schools with Students Like Ours
Algebra 1/Math for the Technologies 2	93.7%	98.3%
English 1	92.9%	97.0%
Physical Science	0%	65.5%
All Subjects	93.4%	97.5%

SC PERFORMANCE GOAL

2010 Goal:
By 2010, SC's student achievement will be ranked in the top half of the states nationally. To achieve this goal, we must become one of the fastest improving systems in the country.

2020 Goal: TBD

Abbreviations Key

N/A Not Applicable N/AV Not Available N/C Not Collected N/R Not Reported I/S Insufficient Sample TBD To be determined
 NI Newly Identified CSI Continuing School Improvement CA Corrective Action RP Plan to Restructure R Restructure DELAY School Improvement Status HOLD School Improvement Status

Greer Middle [Greenville]

SCHOOL PROFILE

	Our School	Change from Last Year	Middle Schools with Students Like Ours	Median Middle School
Students (n=941)				
Students enrolled in high school credit courses (grades 7 & 8)	33.4%	Up from 25.8%	29.4%	19.4%
Retention rate	1.4%	Down from 3.0%	1.6%	1.8%
Attendance rate	94.9%	Up from 94.6%	95.7%	95.8%
Eligible for gifted and talented	21.3%	Down from 23.6%	18.8%	15.3%
With disabilities other than speech	15.2%	Up from 14.6%	13.2%	12.9%
Out-of-school suspensions or expulsions for violent &/or criminal offenses	0.7%	Up from 0.5%	0.8%	0.7%
Annual dropout rate	0.0%	Down from 0.1%	0.0%	0.0%
Teachers (n=59)				
Teachers with advanced degrees	59.3%	Down from 60.7%	56.1%	55.0%
Continuing contract teachers	79.7%	Up from 68.9%	74.4%	70.6%
Teachers with emergency or provisional certificates	6.3%	Down from 6.7%	5.0%	5.4%
Teachers returning from previous year	88.7%	Up from 86.6%	86.8%	83.4%
Teacher attendance rate	94.6%	Down from 95.9%	95.1%	94.9%
Average teacher salary	\$45,344	Up 3.8%	\$45,259	\$44,706
Classes not taught by highly qualified teachers	1.7%	Down from 4.5%	0.2%	2.9%
School				
Principal's years at school	0.5	Down from 4.0	3.5	3.0
Student-teacher ratio in core subjects	23.8 to 1	Down from 26.3 to 1	21.6 to 1	20.1 to 1
Prime instructional time	88.6%	Down from 89.4%	88.9%	89.3%
Opportunities in the arts	Good	No Change	Good	Good
SACS accreditation	Yes	No Change	Yes	Yes
Character development program	Average	Down from Good	Good	Good
Dollars spent per pupil*	\$5,695	Up 0.9%	\$6,613	\$7,097
Percent of expenditures for instruction*	63.7%	Down from 66.8%	63.7%	64.4%
Percent of expenditures for teacher salaries*	60.1%	Up from 59.3%	60.1%	59.4%
% of AYP objectives met	58.6%		71.4%	69.0%

* Prior year audited financial data available.

EVALUATION RESULTS

	Teachers	Students*	Parents*
Number of surveys returned	69	276	132
Percent satisfied with learning environment	82.1%	70.9%	72.2%
Percent satisfied with social and physical environment	76.8%	71.7%	66.2%
Percent satisfied with school-home relations	70.6%	86.4%	76.0%

*Only students at the highest middle school grade level at this school and their parents were included.

REPORT OF PRINCIPAL AND SCHOOL IMPROVEMENT COUNCIL

Greer Middle School serves as the focal point of learning for students, teachers, and parents in the ever changing community in which we live. Our mission is to empower students to become independent, productive learners, who exemplify good character in an increasingly global society. During 2007-2008, over 200 students earned high school credit in English I, Algebra I, and Spanish I. Extracurricular activities for GMS students include seven sports teams, visual and performing arts opportunities, an academic team, and participation by 7th and 8th grade students in high school sports at Greer High.

All of our faculty members are highly qualified, and they continue to seek advanced degrees. Six staff members are national board certified. Greer Middle also employed the services of a MATH I coach this year to provide specific training in Math for our teachers. As an International Baccalaureate school, students and teacher sponsors participate in programs such as Model United Nations, GMS Ambassadors, and Legacy of Leadership, which is a program to identify potential leaders in 5th grade elementary schools that feed into Greer Middle. Our Career Development Facilitators held a Career Fair with twenty-four area businesses represented. Each business provided literature about potential job opportunities for all of our students.

The cooperative efforts of the staff, PTSA, and SIC encouraged more parental involvement in all our students' activities. PTSA sponsored events included Bring Your Parents or Grandparents to Lunch, Celebration of Excellence, Eighth Grade Day, Miss GMS Pageant, and after school dances. PTSA, SIC, and our faculty were engaged in the selection of a new principal for GMS for 2008-2009. Greer Christian Learning Center provides opportunity on a daily basis for release time activities, which are requested by parents and supported by our community.

Greer Middle School is a leader in the area of technology use by teachers and students. Every academic class will have a Promethean Board by the opening of the 2008-2009 school year. Our teachers have and are being trained in the latest methods of using these boards to develop meaningful and interactive lessons to engage our students in learning. These opportunities will better prepare our students for a global economy and the information job skills necessary in the 21st century.

Harold Batson, Interim Principal
Linda Hannon, SIC Chairperson

Comprehensive detail, including definitions of rating, performance criteria, and explanations of status, is available on www.ed.sc.gov and www.eoc.sc.gov as well as school and school district websites.

Printed versions are available from school districts upon request.

Abbreviations Key

N/A Not Applicable N/AV Not Available N/C Not Collected N/R Not Reported I/S Insufficient Sample TBD To be determined
NI Newly Identified CSI Continuing School Improvement CA Corrective Action RP Plan to Restructure R Restructure DELAY School Improvement Status HOLD School Improvement Status