



SC Annual School Report Card Summary

Greenville Middle Academy

Greenville

Grades: 6-8

Enrollment: 639

Principal: Dr. Robert L. Palmer

Superintendent: Dr. Phinnize J. Fisher

Board Chair: Dr. Keith Ray

PERFORMANCE

Comprehensive detail, including definitions of ratings, performance criteria, and explanations of status, is available on www.ed.sc.gov and www.eoc.sc.gov as well as school and school district websites. Printed versions are available from school districts upon request.

YEAR	ABSOLUTE RATING	GROWTH RATING	PALMETTO GOLD/SILVER AWARD	AYP STATUS	NCLB IMPROVEMENT STATUS
2008	Average	Below Average	TBD	Not Met	N/A
2007	Average	At-Risk	N/A	Not Met	N/A
2006	Average	At-Risk	N/A	Not Met	N/A

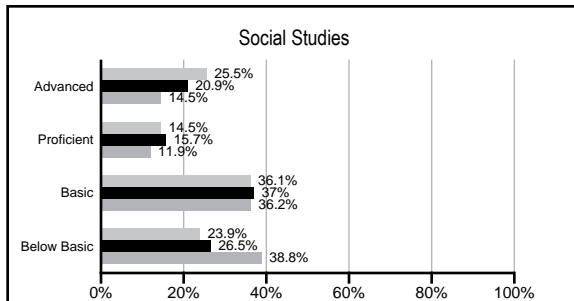
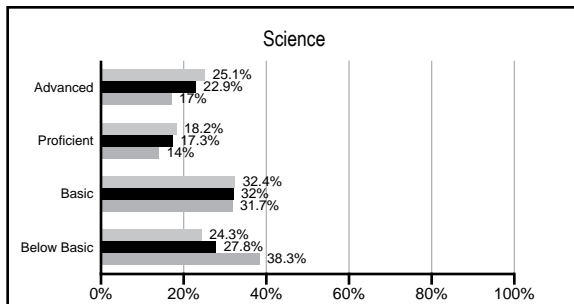
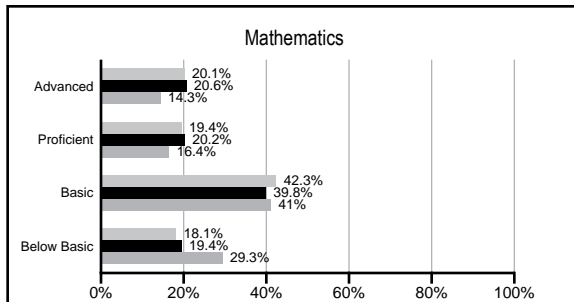
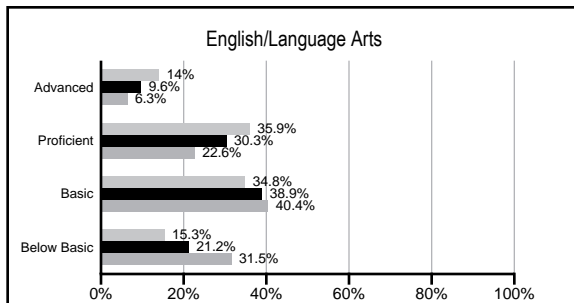
ABSOLUTE RATINGS OF MIDDLE SCHOOLS WITH STUDENTS LIKE OURS*

EXCELLENT	GOOD	AVERAGE	BELOW AVERAGE	AT-RISK
0	5	32	6	1

* Ratings are calculated with data available by 03/02/2009. Schools with Students like Ours are Middle Schools with poverty indices of no more than 5% above or below the index for this school.



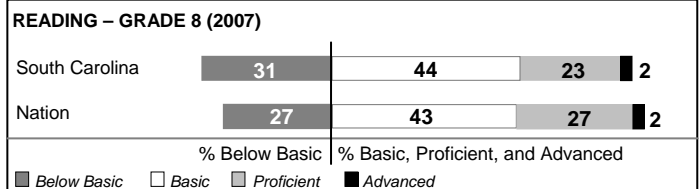
PACT PERFORMANCE

Our School Middle Schools with Students Like Ours Middle schools statewide



NAEP PERFORMANCE*

* Performance reported for SC and nation, data not available at school level. Percentages at NAEP Achievement Levels.



END OF COURSE TESTS - 2008

% of students scoring 70 or above on:	Our Middle School	Middle Schools with Students Like Ours
Algebra 1/Math for the Technologies 2	98.2%	98.4%
English 1	100.0%	94.3%
Physical Science	0%	28.0%
All Subjects	98.8%	97.8%

SC PERFORMANCE GOAL

2010 Goal:

By 2010, SC's student achievement will be ranked in the top half of the states nationally. To achieve this goal, we must become one of the fastest improving systems in the country.

2020 Goal: TBD

Abbreviations Key

N/A Not Applicable N/AV Not Available N/C Not Collected N/R Not Reported I/S Insufficient Sample TBD To be determined

NI Newly Identified CSI Continuing School Improvement CA Corrective Action RP Plan to Restructure R Restructure DELAY School Improvement Status HOLD School Improvement Status

Greenville Middle Academy [Greenville]

SCHOOL PROFILE

	Our School	Change from Last Year	Middle Schools with Students Like Ours	Median Middle School
Students (n=639)				
Students enrolled in high school credit courses (grades 7 & 8)	42.5%	Up from 41.4%	27.5%	19.4%
Retention rate	1.7%	Down from 2.1%	1.7%	1.8%
Attendance rate	96.7%	Up from 96.6%	96.2%	95.8%
Eligible for gifted and talented	25.3%	Down from 32.5%	25.4%	15.3%
With disabilities other than speech	11.4%	Up from 10.7%	11.2%	12.9%
Out-of-school suspensions or expulsions for violent &/or criminal offenses	0.6%	Up from 0.2%	0.9%	0.7%
Annual dropout rate	0.0%	Down from 0.4%	0.0%	0.0%
Teachers (n=46)				
Teachers with advanced degrees	67.4%	Down from 71.7%	58.4%	55.0%
Continuing contract teachers	84.8%	Down from 87.0%	75.2%	70.6%
Teachers with emergency or provisional certificates	0.0%	Down from 2.4%	3.7%	5.4%
Teachers returning from previous year	90.0%	Down from 91.3%	85.0%	83.4%
Teacher attendance rate	94.3%	Up from 94.0%	95.2%	94.9%
Average teacher salary	\$48,165	Up 1.7%	\$46,250	\$44,706
Classes not taught by highly qualified teachers	0.0%	No Change	0.0%	2.9%
School				
Principal's years at school	8.0	Up from 7.0	4.0	3.0
Student-teacher ratio in core subjects	20.1 to 1	Down from 21.1 to 1	21.5 to 1	20.1 to 1
Prime instructional time	90.2%	Up from 89.7%	89.9%	89.3%
Opportunities in the arts	Good	Down from Excellent	Good	Good
SACS accreditation	Yes	No Change	Yes	Yes
Character development program	Good	Up from Average	Good	Good
Dollars spent per pupil*	\$7,023	Up 17.0%	\$6,572	\$7,097
Percent of expenditures for instruction*	68.5%	Down from 68.7%	66.4%	64.4%
Percent of expenditures for teacher salaries*	64.4%	Down from 64.5%	62.2%	59.4%
% of AYP objectives met	65.5%		76.2%	69.0%

* Prior year audited financial data available.

EVALUATION RESULTS

	Teachers	Students*	Parents*
Number of surveys returned	56	219	85
Percent satisfied with learning environment	98.2%	83.6%	85.5%
Percent satisfied with social and physical environment	98.2%	85.8%	85.5%
Percent satisfied with school-home relations	96.3%	89.0%	77.6%

*Only students at the highest middle school grade level at this school and their parents were included.

REPORT OF PRINCIPAL AND SCHOOL IMPROVEMENT COUNCIL

Greenville Middle School Academy of Traditional and Global Studies focuses on reading, writing, and vocabulary development across the curriculum and supports a strong liberal arts interdisciplinary curriculum. We emphasize vocabulary development as part of literature analysis and by close study of Latin and Greek stems. The library Media Center, which contains over 24,000 items for student checkout and research, supports Greenville Middle students as readers and researchers.

Greenville Middle School's mission is to cooperate with home and community to provide diverse, academically challenging, education experiences to prepare emerging adolescents to become self-directed, confident, lifelong learners in a changing technological world and productive participants in a democratic society. Greenville Middle Academy monitors progress toward our mission. We examine norm-referenced and criterion-referenced tests; catalog school, students, and teacher awards and achievements; conduct pre/post analyses of student, parent, and teacher surveys; collect samples of student and teacher work; and conduct regular classroom observations. Our findings and recommendations for continued growth can be found in the Greenville Middle School Portfolio. Parents and community members are invited to stop by the school and look through the Portfolio, on display in the front office, for specific information on topics from test results to parent and student surveys.

Greenville Middle and its students receive district, state, and national recognition. Our school has been designated a "Palmetto's Finest" school and an Exemplary Writing school by the state of South Carolina. Students have distinguished themselves in state and district contests. Greenville Middle boasts state winners in Junior Beta Club, Mathematics, Science, Strings, Band, and Writing.

The success of Greenville Middle's academic program is reflected in recent test scores as well. PACT scores show continued progress toward our school goal of moving students out of the below basic category. Our students continue to score above both the district and state averages on the PACT test. Because the dynamics of our population changes yearly, Greenville Middle monitors school and student performance, as well as opinion surveys yearly, to maintain a mission that reflects the strengths and needs of our students. Greenville Middle continues to offer Greenville County students a desired learning and growing environment.

Robert Palmer, Principal
Amanda Wilson, SIC Chair

Comprehensive detail, including definitions of rating, performance criteria, and explanations of status, is available on www.ed.sc.gov and www.eoc.sc.gov as well as school and school district websites.

Printed versions are available from school districts upon request.

Abbreviations Key

N/A Not Applicable N/AV Not Available N/C Not Collected N/R Not Reported I/S Insufficient Sample TBD To be determined
NI Newly Identified CSI Continuing School Improvement CA Corrective Action RP Plan to Restructure R Restructure DELAY School Improvement Status HOLD School Improvement Status