



# SC Annual School Report Card Summary

Woodmont Middle  
Greenville

Grades: 6-8

Enrollment: 959

Principal: Gregg Scott

Superintendent: Dr. Phinnize J. Fisher

Board Chair: Dr. Keith Ray

## PERFORMANCE

Comprehensive detail, including definitions of ratings, performance criteria, and explanations of status, is available on [www.ed.sc.gov](http://www.ed.sc.gov) and [www.eoc.sc.gov](http://www.eoc.sc.gov) as well as school and school district websites. Printed versions are available from school districts upon request.

YEAR	ABSOLUTE RATING	GROWTH RATING	PALMETTO GOLD/SILVER AWARD	AYP STATUS	NCLB IMPROVEMENT STATUS
2008	Below Average	Below Average	TBD	Not Met	N/A
2007	At-Risk	At-Risk	N/A	Not Met	N/A
2006	At-Risk	At-Risk	N/A	Not Met	N/A

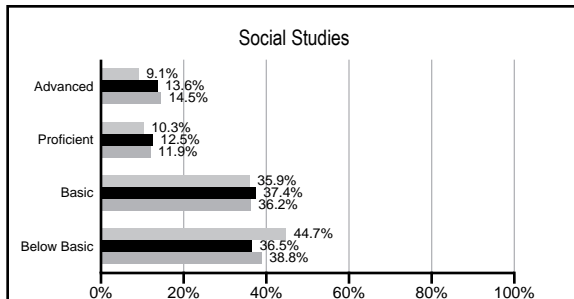
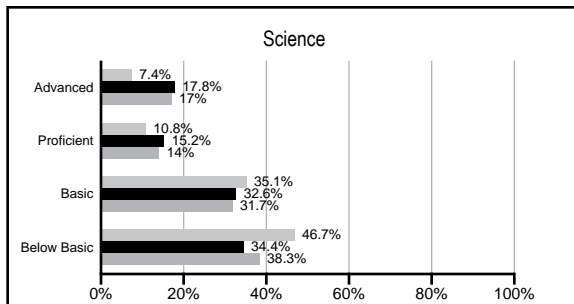
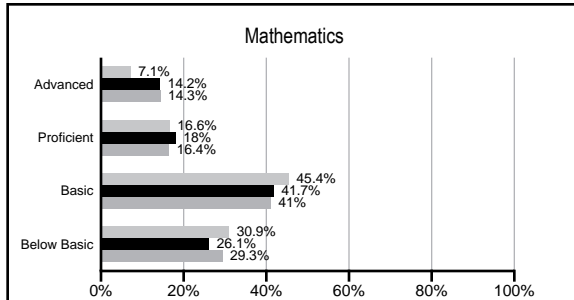
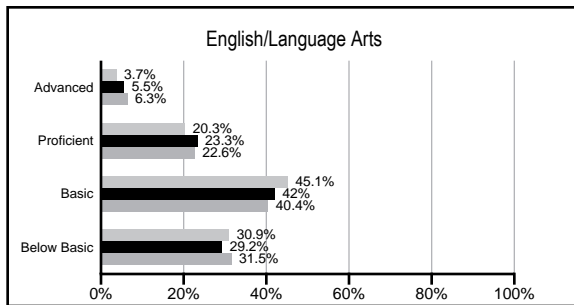
## ABSOLUTE RATINGS OF MIDDLE SCHOOLS WITH STUDENTS LIKE OURS\*

EXCELLENT	GOOD	AVERAGE	BELOW AVERAGE	AT-RISK
0	0	18	28	3

\* Ratings are calculated with data available by 03/02/2009. Schools with Students like Ours are Middle Schools with poverty indices of no more than 5% above or below the index for this school.

## PACT PERFORMANCE

Our School Middle Schools with Students Like Ours Middle schools statewide



## NAEP PERFORMANCE\*

\* Performance reported for SC and nation, data not available at school level. Percentages at NAEP Achievement Levels.

### READING - GRADE 8 (2007)

Entity	% Below Basic	% Basic, Proficient, and Advanced
South Carolina	31	44
Nation	27	43

### MATH - GRADE 8 (2007)

Entity	% Below Basic	% Basic, Proficient, and Advanced
South Carolina	29	39
Nation	30	39

### SCIENCE - GRADE 8 (2005)

Entity	% Below Basic	% Basic, Proficient, and Advanced
South Carolina	46	31
Nation	43	30

## END OF COURSE TESTS - 2008

% of students scoring 70 or above on:	Our Middle School	Middle Schools with Students Like Ours
Algebra 1/Math for the Technologies 2	100.0%	97.9%
English 1	97.0%	97.6%
Physical Science	0%	48.7%
All Subjects	98.9%	97.6%

## SC PERFORMANCE GOAL

2010 Goal:

*By 2010, SC's student achievement will be ranked in the top half of the states nationally. To achieve this goal, we must become one of the fastest improving systems in the country.*

2020 Goal: TBD

### Abbreviations Key

N/A Not Applicable N/AV Not Available N/C Not Collected N/R Not Reported I/S Insufficient Sample TBD To be determined  
NI Newly Identified CSI Continuing School Improvement CA Corrective Action RP Plan to Restructure R Restructure DELAY School Improvement Status HOLD School Improvement Status

# Woodmont Middle [Greenville]

## SCHOOL PROFILE

	Our School	Change from Last Year	Middle Schools with Students Like Ours	Median Middle School
<b>Students (n=959)</b>				
Students enrolled in high school credit courses (grades 7 & 8)	18.8%	Down from 34.1%	23.3%	19.4%
Retention rate	1.6%	Down from 3.1%	1.5%	1.8%
Attendance rate	95.6%	Up from 94.7%	95.9%	95.8%
Eligible for gifted and talented	10.3%	Down from 11.2%	17.8%	15.3%
With disabilities other than speech	17.7%	Up from 17.4%	14.3%	12.9%
Out-of-school suspensions or expulsions for violent &/or criminal offenses	0.9%	Down from 1.1%	0.5%	0.7%
Annual dropout rate	0.2%	Up from 0.0%	0.0%	0.0%
<b>Teachers (n=62)</b>				
Teachers with advanced degrees	43.5%	Down from 53.4%	53.7%	55.0%
Continuing contract teachers	58.1%	Down from 63.8%	74.1%	70.6%
Teachers with emergency or provisional certificates	12.2%	Up from 5.1%	5.6%	5.4%
Teachers returning from previous year	77.3%	Down from 81.8%	84.8%	83.4%
Teacher attendance rate	96.2%	Up from 95.7%	94.9%	94.9%
Average teacher salary	\$42,394	Down 2.3%	\$44,202	\$44,706
Classes not taught by highly qualified teachers	17.6%	Up from 11.9%	2.3%	2.9%
<b>School</b>				
Principal's years at school	1.0	Down from 3.0	3.0	3.0
Student-teacher ratio in core subjects	27.1 to 1	Up from 25.9 to 1	20.6 to 1	20.1 to 1
Prime instructional time	90.8%	Up from 89.3%	89.3%	89.3%
Opportunities in the arts	Excellent	No Change	Good	Good
SACS accreditation	Yes	No Change	Yes	Yes
Character development program	Excellent	No Change	Good	Good
Dollars spent per pupil*	\$6,183	Up 5.0%	\$7,061	\$7,097
Percent of expenditures for instruction*	64.8%	Down from 66.5%	63.7%	64.4%
Percent of expenditures for teacher salaries*	61.5%	Down from 62.4%	59.5%	59.4%
% of AYP objectives met	78.3%		69.9%	69.0%

\* Prior year audited financial data available.

## EVALUATION RESULTS

	Teachers	Students*	Parents*
Number of surveys returned	48	260	70
Percent satisfied with learning environment	75.0%	63.3%	81.2%
Percent satisfied with social and physical environment	81.3%	75.1%	64.3%
Percent satisfied with school-home relations	59.6%	80.6%	71.0%

\*Only students at the highest middle school grade level at this school and their parents were included.

## REPORT OF PRINCIPAL AND SCHOOL IMPROVEMENT COUNCIL

Woodmont Middle School, located in southern Greenville County, is an authorized International Baccalaureate Middle Years Programme school serving 953 students. Over the last year and half, our building has undergone an extensive renovation and expansion. On January 3, 2008, Woodmont Middle School officially opened its doors to students in our "new" building. In addition to the renovations and addition of a new wing, we have new outdoor facilities such as track and tennis/basketball courts. Our facility provides a welcoming and state-of-the-art learning environment for the students. With a Promethean Board in every classroom, Activotes, Activslates, three computer labs, 130 wireless laptop computers, document cameras, and digital cameras, our students are exposed to and have the opportunity to use and integrate technology into the learning process regularly.

The 2007-2008 school year presented many challenges, the major being the goal to improve the academic achievement of our students on the Palmetto Achievement Challenge Test (PACT). To this end, we have worked diligently to create a dynamic learning environment for our students and have implemented many strategies school-wide to meet our goal. A school-wide focus on IB and literacy in all content areas has played a major role in our success this year.

The International Baccalaureate Programme (IB) is a driving force in the school. This program is a framework of academic challenge that encourages students to embrace and understand the connections between traditional subjects and the real world. This enables the students to become critical and reflective thinkers. The IB Programme is student centered, as highlighted through our fall and spring Student-Led Conferences and Cultural Night Extravaganza.

Our work has been recognized through many awards this year. WMS was the proud recipient of the 2007-2008 Attendance Blitz Middle School Award. Our students were honored through such awards as Beta Club State Convention and PTA Reflection Contest Winners. The 2007-2008 school year marked the first annual Top Cat Awards. Each nine weeks this year, students were selected and recognized by their teachers for exemplifying the IB Learner Profile in action. Our faculty's work was recognized through an Alliance for Quality Education and a 3M Ingenuity Grant. Four of our teachers were selected to present at the IB North America Annual Regional Conference in July 2008. In addition, one of our teachers received her National Board Certification this year.

Recognizing that education is a team effort between the school, students, parents, and community, our school welcomed several new business partners this year who donated time and resources to benefit our students.

It is the belief of our staff that by educating students, we create a better world. Woodmont is enthusiastic about the coming 2008-2009 school year, as we continue to strive for academic excellence.

Mr. Gregg Scott, Principal

Comprehensive detail, including definitions of rating, performance criteria, and explanations of status, is available on [www.ed.sc.gov](http://www.ed.sc.gov) and [www.eoc.sc.gov](http://www.eoc.sc.gov) as well as school and school district websites.

Printed versions are available from school districts upon request.

### Abbreviations Key

N/A Not Applicable N/AV Not Available N/C Not Collected N/R Not Reported I/S Insufficient Sample TBD To be determined  
 NI Newly Identified CSI Continuing School Improvement CA Corrective Action RP Plan to Restructure R Restructure DELAY School Improvement Status HOLD School Improvement Status