



SC Annual School Report Card Summary

Berea Middle
Greenville
Grades: 6-8 **Enrollment: 859**
Principal: Robin Mill
Superintendent: Dr. Phinnize J. Fisher
Board Chair: Dr. Keith Ray

PERFORMANCE

Comprehensive detail, including definitions of ratings, performance criteria, and explanations of status, is available on www.ed.sc.gov and www.eoc.sc.gov as well as school and school district websites. Printed versions are available from school districts upon request.

YEAR	ABSOLUTE RATING	GROWTH RATING	PALMETTO GOLD/SILVER AWARD	AYP STATUS	NCLB IMPROVEMENT STATUS
2008	Below Average	Average	TBD	Not Met	N/A
2007	Below Average	Average	N/A	Not Met	N/A
2006	At-Risk	At-Risk	N/A	Not Met	N/A

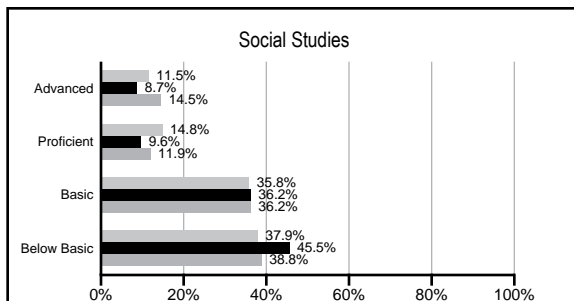
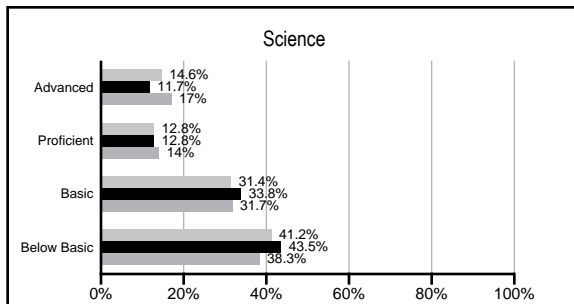
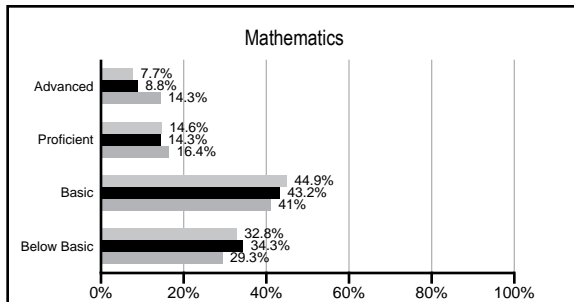
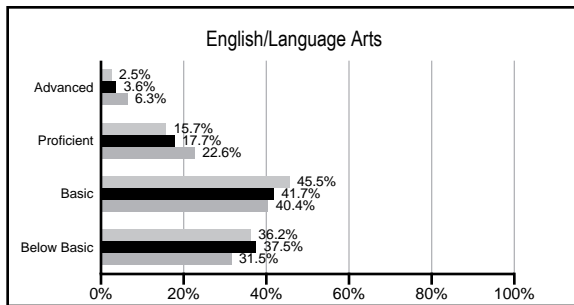
ABSOLUTE RATINGS OF MIDDLE SCHOOLS WITH STUDENTS LIKE OURS*

EXCELLENT	GOOD	AVERAGE	BELOW AVERAGE	AT-RISK
0	0	1	19	19

* Ratings are calculated with data available by 03/02/2009. Schools with Students like Ours are Middle Schools with poverty indices of no more than 5% above or below the index for this school.


PACT PERFORMANCE

Our School Middle Schools with Students Like Ours Middle schools statewide



NAEP PERFORMANCE*

* Performance reported for SC and nation, data not available at school level. Percentages at NAEP Achievement Levels.



END OF COURSE TESTS - 2008

% of students scoring 70 or above on:	Our Middle School	Middle Schools with Students Like Ours
Algebra 1/Math for the Technologies 2	100.0%	94.0%
English 1	92.9%	94.7%
Physical Science	0%	0%
All Subjects	97.6%	92.4%

SC PERFORMANCE GOAL

2010 Goal:
By 2010, SC's student achievement will be ranked in the top half of the states nationally. To achieve this goal, we must become one of the fastest improving systems in the country.

2020 Goal: TBD

Abbreviations Key

N/A Not Applicable N/AV Not Available N/C Not Collected N/R Not Reported I/S Insufficient Sample TBD To be determined
 NI Newly Identified CSI Continuing School Improvement CA Corrective Action RP Plan to Restructure R Restructure DELAY School Improvement Status HOLD School Improvement Status

Berea Middle [Greenville]

SCHOOL PROFILE

	Our School	Change from Last Year	Middle Schools with Students Like Ours	Median Middle School
Students (n=859)				
Students enrolled in high school credit courses (grades 7 & 8)	7.0%	Down from 8.3%	15.8%	19.4%
Retention rate	4.2%	Up from 2.9%	2.8%	1.8%
Attendance rate	94.8%	Up from 94.7%	95.4%	95.8%
Eligible for gifted and talented	7.2%	Down from 9.9%	11.3%	15.3%
With disabilities other than speech	15.1%	Down from 15.2%	13.9%	12.9%
Out-of-school suspensions or expulsions for violent &/or criminal offenses	1.3%	Up from 0.2%	1.1%	0.7%
Annual dropout rate	0.0%	No Change	0.0%	0.0%
Teachers (n=57)				
Teachers with advanced degrees	57.9%	Up from 53.3%	53.9%	55.0%
Continuing contract teachers	68.4%	Up from 68.3%	63.5%	70.6%
Teachers with emergency or provisional certificates	11.4%	Up from 10.6%	8.3%	5.4%
Teachers returning from previous year	83.6%	Up from 83.3%	80.8%	83.4%
Teacher attendance rate	95.6%	Up from 95.4%	94.9%	94.9%
Average teacher salary	\$43,071	Down 0.5%	\$44,654	\$44,706
Classes not taught by highly qualified teachers	4.1%	Up from 2.6%	3.0%	2.9%
School				
Principal's years at school	2.0	Up from 1.0	2.0	3.0
Student-teacher ratio in core subjects	15.9 to 1	Down from 24.2 to 1	20.1 to 1	20.1 to 1
Prime instructional time	89.0%	Up from 88.6%	88.6%	89.3%
Opportunities in the arts	Excellent	Up from Good	Good	Good
SACS accreditation	Yes	No Change	Yes	Yes
Character development program	Good	No Change	Good	Good
Dollars spent per pupil*	\$6,536	Up 2.6%	\$7,424	\$7,097
Percent of expenditures for instruction*	63.5%	Down from 64.8%	63.8%	64.4%
Percent of expenditures for teacher salaries*	58.8%	Up from 57.6%	58.8%	59.4%
% of AYP objectives met	58.6%		61.9%	69.0%

* Prior year audited financial data available.

REPORT OF PRINCIPAL AND SCHOOL IMPROVEMENT COUNCIL

For increasing our PACT scores in all content areas, Berea Middle was recognized as a Palmetto Silver Award winner and received approximately \$15,000. This money was used to furnish the Media Center with new tables and chairs. Berea's Improvement Rating on the SC State Report Card increased from Unsatisfactory to Average. This was the greatest improvement of any middle school with similar demographics in the entire state.

Another positive occurrence was the development of a business partnership between the Greenville Hospital System and our school. The Greenville Hospital System has provided our students with books as reading incentives and also provided refreshments for our students and parents at our end-of-year award ceremonies.

Our instructional program was positively impacted by the addition of Promethean Boards in all of Berea's classrooms. This technology allows greater student interaction in learning. The school's science labs were also renovated during the year. Additional storage and more space for students to conduct lab activities were added. Science kits for each grade level have also been extensively used.

Our School Improvement Council this year has been extremely active and dedicated and has provided guidance for our school. We are excited about these positive changes and hope to continue the progress in the future.

Dr. Judy Davis, Principal
Gene Bondurant, SIC Chair

EVALUATION RESULTS

	Teachers	Students*	Parents*
Number of surveys returned	50	220	59
Percent satisfied with learning environment	96.0%	72.7%	81.4%
Percent satisfied with social and physical environment	94.0%	73.6%	69.5%
Percent satisfied with school-home relations	63.3%	81.4%	80.7%

*Only students at the highest middle school grade level at this school and their parents were included.

Comprehensive detail, including definitions of rating, performance criteria, and explanations of status, is available on www.ed.sc.gov and www.eoc.sc.gov as well as school and school district websites.

Printed versions are available from school districts upon request.

Abbreviations Key

N/A Not Applicable N/AV Not Available N/C Not Collected N/R Not Reported I/S Insufficient Sample TBD To be determined
NI Newly Identified CSI Continuing School Improvement CA Corrective Action RP Plan to Restructure R Restructure DELAY School Improvement Status HOLD School Improvement Status