



SC Annual School Report Card Summary

Bryson Middle
Greenville

Grades: 6-8

Enrollment: 1,309

Principal: Phillip Davie

Superintendent: Dr. Phinnize J. Fisher

Board Chair: Dr. Keith Ray

PERFORMANCE

Comprehensive detail, including definitions of ratings, performance criteria, and explanations of status, is available on www.ed.sc.gov and www.eoc.sc.gov as well as school and school district websites. Printed versions are available from school districts upon request.

YEAR	ABSOLUTE RATING	GROWTH RATING	PALMETTO GOLD/SILVER AWARD	AYP STATUS	NCLB IMPROVEMENT STATUS
2008	Below Average	Below Average	TBD	Not Met	N/A
2007	Below Average	Below Average	N/A	Not Met	N/A
2006	Below Average	At-Risk	N/A	Not Met	N/A

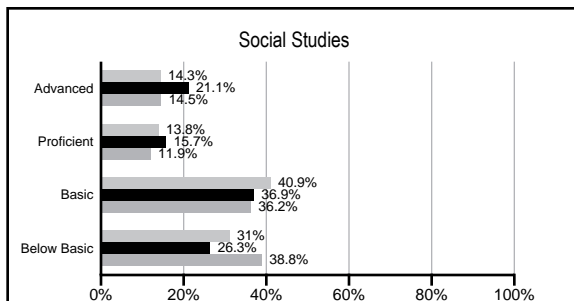
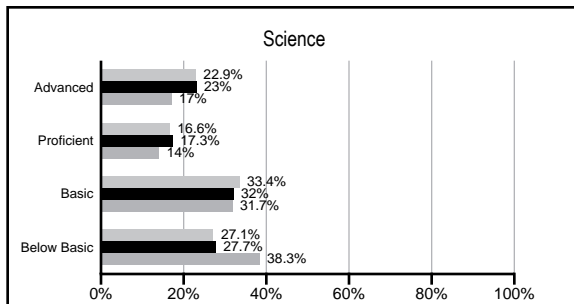
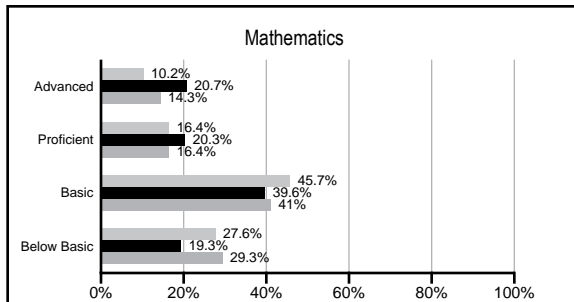
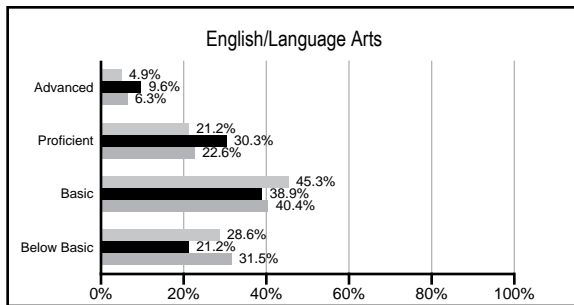
ABSOLUTE RATINGS OF MIDDLE SCHOOLS WITH STUDENTS LIKE OURS*

EXCELLENT	GOOD	AVERAGE	BELOW AVERAGE	AT-RISK
0	5	31	6	1

* Ratings are calculated with data available by 03/02/2009. Schools with Students like Ours are Middle Schools with poverty indices of no more than 5% above or below the index for this school.

PACT PERFORMANCE


Our School Middle Schools with Students Like Ours Middle schools statewide




NAEP PERFORMANCE*

* Performance reported for SC and nation, data not available at school level. Percentages at NAEP Achievement Levels.

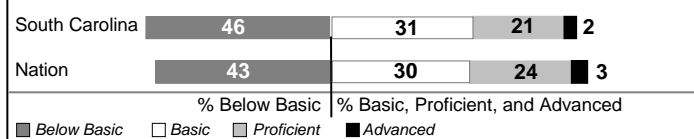
READING - GRADE 8 (2007)



MATH - GRADE 8 (2007)



SCIENCE - GRADE 8 (2005)



END OF COURSE TESTS - 2008

% of students scoring 70 or above on:	Our Middle School	Middle Schools with Students Like Ours
Algebra 1/Math for the Technologies 2	98.1%	98.4%
English 1	100.0%	94.1%
Physical Science	0%	28.0%
All Subjects	98.7%	97.7%

SC PERFORMANCE GOAL

2010 Goal:

By 2010, SC's student achievement will be ranked in the top half of the states nationally. To achieve this goal, we must become one of the fastest improving systems in the country.

2020 Goal: TBD

Abbreviations Key

N/A Not Applicable N/AV Not Available N/C Not Collected N/R Not Reported I/S Insufficient Sample TBD To be determined
NI Newly Identified CSI Continuing School Improvement CA Corrective Action RP Plan to Restructure R Restructure DELAY School Improvement Status HOLD School Improvement Status

Bryson Middle [Greenville]

SCHOOL PROFILE

	Our School	Change from Last Year	Middle Schools with Students Like Ours	Median Middle School
Students (n=1,309)				
Students enrolled in high school credit courses (grades 7 & 8)	25.2%	Up from 17.5%	26.1%	19.4%
Retention rate	0.5%	Up from 0.4%	1.8%	1.8%
Attendance rate	95.8%	Up from 95.4%	96.0%	95.8%
Eligible for gifted and talented	19.6%	Up from 19.4%	19.7%	15.3%
With disabilities other than speech	12.9%	Up from 11.5%	11.6%	12.9%
Out-of-school suspensions or expulsions for violent &/or criminal offenses	0.5%	No Change	0.8%	0.7%
Annual dropout rate	0.0%	No Change	0.0%	0.0%
Teachers (n=81)				
Teachers with advanced degrees	58.0%	Down from 59.2%	57.8%	55.0%
Continuing contract teachers	75.3%	Down from 76.3%	74.3%	70.6%
Teachers with emergency or provisional certificates	7.5%	Up from 4.3%	4.3%	5.4%
Teachers returning from previous year	82.9%	Down from 85.0%	85.9%	83.4%
Teacher attendance rate	96.2%	Up from 95.0%	95.0%	94.9%
Average teacher salary	\$44,071	Up 0.6%	\$45,175	\$44,706
Classes not taught by highly qualified teachers	2.8%	Up from 2.6%	1.1%	2.9%
School				
Principal's years at school	1.0	Down from 9.0	3.5	3.0
Student-teacher ratio in core subjects	26.0 to 1	Up from 25.7 to 1	21.4 to 1	20.1 to 1
Prime instructional time	90.8%	Up from 89.8%	89.8%	89.3%
Opportunities in the arts	Good	No Change	Good	Good
SACS accreditation	Yes	No Change	Yes	Yes
Character development program	Good	Up from Average	Good	Good
Dollars spent per pupil*	\$5,213	Up 8.0%	\$6,624	\$7,097
Percent of expenditures for instruction*	70.2%	Up from 69.4%	64.8%	64.4%
Percent of expenditures for teacher salaries*	63.1%	Down from 66.0%	60.0%	59.4%
% of AYP objectives met	62.1%		74.9%	69.0%

* Prior year audited financial data available.

EVALUATION RESULTS

	Teachers	Students*	Parents*
Number of surveys returned	73	423	165
Percent satisfied with learning environment	94.5%	63.4%	73.3%
Percent satisfied with social and physical environment	87.5%	62.9%	62.3%
Percent satisfied with school-home relations	71.2%	80.6%	62.5%

*Only students at the highest middle school grade level at this school and their parents were included.

REPORT OF PRINCIPAL AND SCHOOL IMPROVEMENT COUNCIL

At Bryson Middle School, our purpose is to prepare students academically, ethically, and socially for their future. Our mission is to educate and nurture every student. Our vision for Bryson Middle is to be a community of learners that inspires and supports academic excellence and social responsibility.

The 2007-2008 school year was very positive. Many of our students have gained recognition this year at different competitions. We have 23 students who participated in All County Chorus and Spring Sing, and 4 students who were members of the All State Chorus. Our Strings Group earned an Excellent rating at the South Carolina Music Educators Association Concert Festival. Bryson Middle Students had 2 Honorable Mentions in the State Reflections Contest. Our school also had 34 Junior Scholars this year. We received a Project Lead the Way Grant that will help fund our Gateway To Technology Class next year. We also received a \$5000 Arts Grant that will allow us to incorporate more technology into our music program. Our Boys Basketball Team and Girls Softball Team both won District championships, and our Physical Education Classes raised over \$5000 for the American Heart Association.

We implemented the Academy of Reading Program for the first time this year. We were able to serve about 200 students through this program and will continue to utilize the program next year. We hope to be able to offer a similar component for Math enrichment and remediation and are currently working through our budget to provide the means to offer this to our students.

We feel we have great students, parents, and teachers, as well as solid community support. We will continue to focus our efforts on helping each student reach his or her potential.

Phillip Davie, Principal
Laura Taylor, SIC Chairperson

Comprehensive detail, including definitions of rating, performance criteria, and explanations of status, is available on www.ed.sc.gov and www.eoc.sc.gov as well as school and school district websites.

Printed versions are available from school districts upon request.

Abbreviations Key

N/A Not Applicable N/AV Not Available N/C Not Collected N/R Not Reported I/S Insufficient Sample TBD To be determined
NI Newly Identified CSI Continuing School Improvement CA Corrective Action RP Plan to Restructure R Restructure DELAY School Improvement Status HOLD School Improvement Status