



SC Annual School Report Card Summary

Waccamaw Middle
Georgetown

Grades: 6-8

Enrollment: 555

Principal: David M. Hammel

Superintendent: Dr. H. Randall Dozier

Board Chair: Mr. Joe M. Crosby

PERFORMANCE

Comprehensive detail, including definitions of ratings, performance criteria, and explanations of status, is available on www.ed.sc.gov and www.eoc.sc.gov as well as school and school district websites. Printed versions are available from school districts upon request.

YEAR	ABSOLUTE RATING	GROWTH RATING	PALMETTO GOLD/SILVER AWARD	AYP STATUS	NCLB IMPROVEMENT STATUS
2008	Average	At-Risk	TBD	Not Met	N/A
2007	Average	At-Risk	N/A	Not Met	N/A
2006	Good	At-Risk	N/A	Not Met	N/A

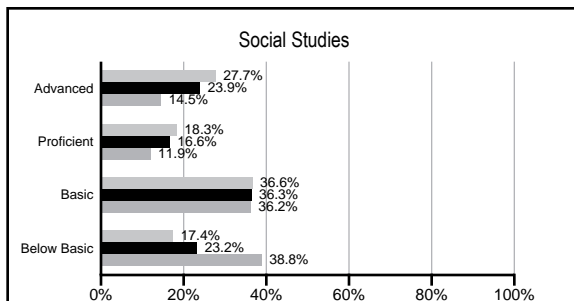
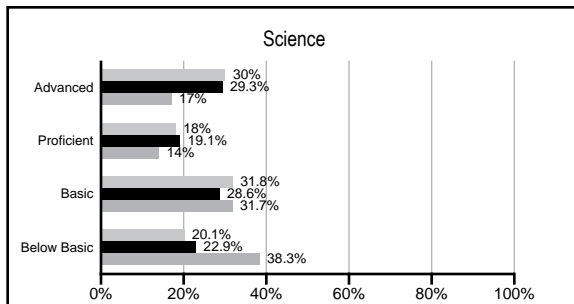
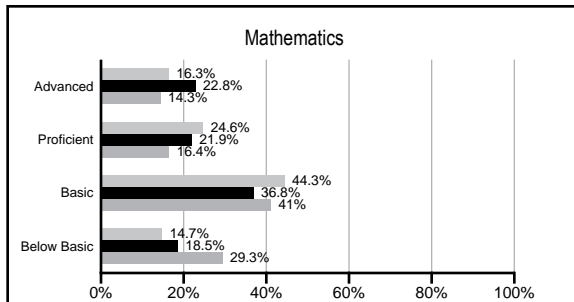
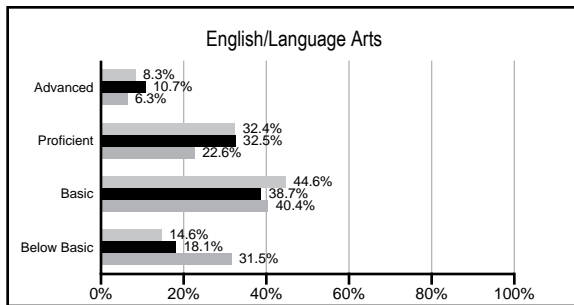
ABSOLUTE RATINGS OF MIDDLE SCHOOLS WITH STUDENTS LIKE OURS*

EXCELLENT	GOOD	AVERAGE	BELOW AVERAGE	AT-RISK
0	8	9	0	1

* Ratings are calculated with data available by 03/02/2009. Schools with Students like Ours are Middle Schools with poverty indices of no more than 5% above or below the index for this school.

PACT PERFORMANCE

Our School Middle Schools with Students Like Ours Middle schools statewide



NAEP PERFORMANCE*

* Performance reported for SC and nation, data not available at school level. Percentages at NAEP Achievement Levels.

READING - GRADE 8 (2007)

Entity	% Below Basic	% Basic, Proficient, and Advanced
South Carolina	31	44
Nation	27	43

MATH - GRADE 8 (2007)

Entity	% Below Basic	% Basic, Proficient, and Advanced
South Carolina	29	39
Nation	30	39

SCIENCE - GRADE 8 (2005)

Entity	% Below Basic	% Basic, Proficient, and Advanced
South Carolina	46	31
Nation	43	30

END OF COURSE TESTS - 2008

% of students scoring 70 or above on:	Our Middle School	Middle Schools with Students Like Ours
Algebra 1/Math for the Technologies 2	97.2%	95.9%
English 1	98.8%	95.5%
Physical Science	0%	50.0%
All Subjects	97.9%	95.9%

SC PERFORMANCE GOAL

2010 Goal:

By 2010, SC's student achievement will be ranked in the top half of the states nationally. To achieve this goal, we must become one of the fastest improving systems in the country.

2020 Goal: TBD

Abbreviations Key

N/A Not Applicable N/AV Not Available N/C Not Collected N/R Not Reported I/S Insufficient Sample TBD To be determined
NI Newly Identified CSI Continuing School Improvement CA Corrective Action RP Plan to Restructure R Restructure DELAY School Improvement Status HOLD School Improvement Status

Waccamaw Middle [Georgetown]

SCHOOL PROFILE

	Our School	Change from Last Year	Middle Schools with Students Like Ours	Median Middle School
Students (n=555)				
Students enrolled in high school credit courses (grades 7 & 8)	38.0%	Up from 22.5%	34.1%	19.4%
Retention rate	0.4%	Down from 1.8%	0.9%	1.8%
Attendance rate	95.5%	Up from 95.3%	96.6%	95.8%
Eligible for gifted and talented	38.1%	Down from 38.7%	27.6%	15.3%
With disabilities other than speech	10.2%	Down from 12.2%	8.9%	12.9%
Out-of-school suspensions or expulsions for violent &/or criminal offenses	0.5%	Down from 1.4%	0.6%	0.7%
Annual dropout rate	0.0%	No Change	0.0%	0.0%
Teachers (n=38)				
Teachers with advanced degrees	52.6%	Up from 51.4%	59.4%	55.0%
Continuing contract teachers	78.9%	Down from 80.0%	76.7%	70.6%
Teachers with emergency or provisional certificates	0.0%	No Change	1.6%	5.4%
Teachers returning from previous year	93.4%	Up from 90.8%	86.3%	83.4%
Teacher attendance rate	95.4%	Up from 93.7%	95.2%	94.9%
Average teacher salary	\$47,411	Down 1.3%	\$45,980	\$44,706
Classes not taught by highly qualified teachers	3.0%	Up from 0.6%	1.0%	2.9%
School				
Principal's years at school	1.0	Down from 2.0	7.0	3.0
Student-teacher ratio in core subjects	20.4 to 1	Down from 22.4 to 1	23.0 to 1	20.1 to 1
Prime instructional time	88.8%	Up from 87.6%	90.1%	89.3%
Opportunities in the arts	Good	No Change	Good	Good
SACS accreditation	Yes	No Change	Yes	Yes
Character development program	Excellent	No Change	Good	Good
Dollars spent per pupil*	\$6,910	Up 4.5%	\$6,571	\$7,097
Percent of expenditures for instruction*	64.3%	Up from 62.2%	64.9%	64.4%
Percent of expenditures for teacher salaries*	59.3%	Up from 58.0%	60.8%	59.4%
% of AYP objectives met	85.7%		76.0%	69.0%

* Prior year audited financial data available.

EVALUATION RESULTS

	Teachers	Students*	Parents*
Number of surveys returned	39	186	43
Percent satisfied with learning environment	97.4%	78.5%	95.3%
Percent satisfied with social and physical environment	92.3%	82.6%	90.7%
Percent satisfied with school-home relations	100.0%	87.4%	90.7%

*Only students at the highest middle school grade level at this school and their parents were included.

REPORT OF PRINCIPAL AND SCHOOL IMPROVEMENT COUNCIL

Waccamaw Middle School continued its quest to provide students with outstanding educational opportunities during the 2007-2008 school year. Through the use of common assessments, common planning, double-blocks of English Language Arts and Mathematics, and non-fiction writing, students were engaged at high levels and provided with research based instructional strategies to ensure their success. For the sixth consecutive year, Waccamaw Middle School's total percentage of students scoring at or above basic in Mathematics and English Language Arts on the Palmetto Achievement Challenge Test (PACT) exceeded the district and state averages. During the 2007-2008 school year, Waccamaw Middle School continued with steps to become authorized as an International Baccalaureate School to provide the Middle Years Programme.

Over 50 of our students participated in various athletic teams during the school year and our band and chorus won superior ratings at both regional and state competitions. Furthermore, our art students took the top three places at our district art show and enrollment in these programs has never been higher. Waccamaw Middle School students also won many district, regional, and state awards, including a four student team winning first place in the prestigious South Carolina Stock Market Competition. Our students also won regional VFW and Georgetown Soil and Water Conservation Writing Awards and won awards for the Georgetown Christmas Card Contest and Winyah Bay Heritage Festival Art Contest.

Students and teachers participated in Beach Sweep 2007, and cleaned various beach areas along the Waccamaw Neck. Furthermore, Waccamaw Middle School also sponsored a Relay for Life Team, sent Volunteers to Special Olympics, donated funds for the March of Dimes, and held several canned food drives throughout the year. Local businesses, parents, and community members continue to support WMS through involvement with our School Improvement Council, PTSA, and Business Partnership Program. As we move into the 2008-2009 school year, we look forward to continued success and growth as we implement new and exciting initiatives to help better meet the needs of our ever changing and diverse student population.

David M. Hammel, Principal
Robert Jones, SIC President

Comprehensive detail, including definitions of rating, performance criteria, and explanations of status, is available on www.ed.sc.gov and www.eoc.sc.gov as well as school and school district websites.

Printed versions are available from school districts upon request.

Abbreviations Key

N/A Not Applicable N/AV Not Available N/C Not Collected N/R Not Reported I/S Insufficient Sample TBD To be determined
NI Newly Identified CSI Continuing School Improvement CA Corrective Action RP Plan to Restructure R Restructure DELAY School Improvement Status HOLD School Improvement Status