



# SC Annual School Report Card Summary

Carvers Bay Middle  
Georgetown

Grades: 6-8

Enrollment: 358

Principal: Darryl P. Stanley

Superintendent: Dr. H. Randall Dozier

Board Chair: Mr. Joe M. Crosby

## PERFORMANCE

Comprehensive detail, including definitions of ratings, performance criteria, and explanations of status, is available on [www.ed.sc.gov](http://www.ed.sc.gov) and [www.eoc.sc.gov](http://www.eoc.sc.gov) as well as school and school district websites. Printed versions are available from school districts upon request.

YEAR	ABSOLUTE RATING	GROWTH RATING	PALMETTO GOLD/SILVER AWARD	AYP STATUS	NCLB IMPROVEMENT STATUS
2008	Below Average	At-Risk	TBD	Not Met	R
2007	Below Average	At-Risk	N/A	Not Met	RP
2006	Below Average	At-Risk	N/A	Not Met	CA

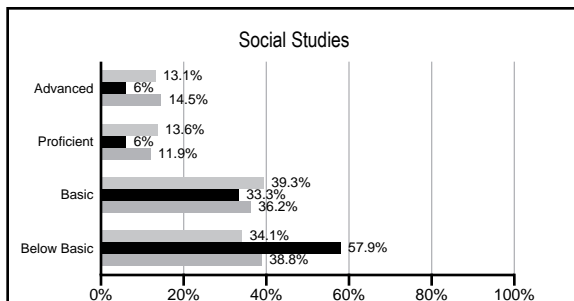
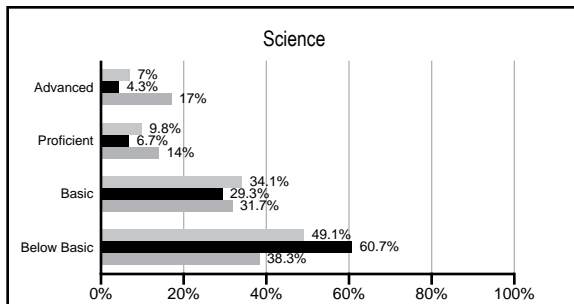
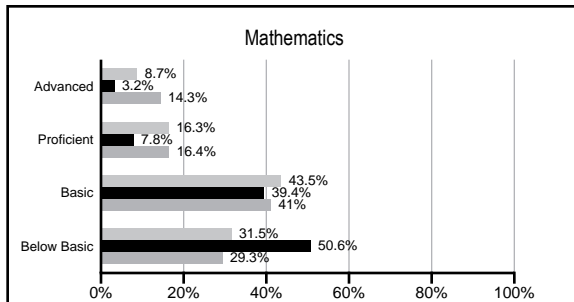
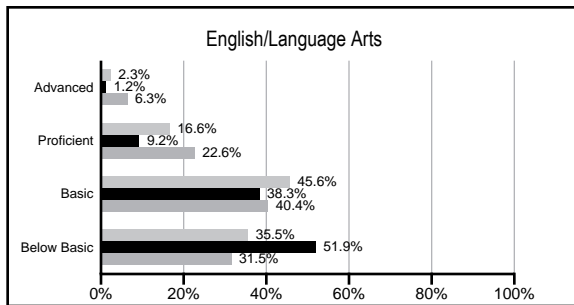
## ABSOLUTE RATINGS OF MIDDLE SCHOOLS WITH STUDENTS LIKE OURS\*

EXCELLENT	GOOD	AVERAGE	BELOW AVERAGE	AT-RISK
0	0	0	3	28

\* Ratings are calculated with data available by 03/02/2009. Schools with Students like Ours are Middle Schools with poverty indices of no more than 5% above or below the index for this school.

## PACT PERFORMANCE

Our School Middle Schools with Students Like Ours Middle schools statewide



## NAEP PERFORMANCE\*

\* Performance reported for SC and nation, data not available at school level. Percentages at NAEP Achievement Levels.

### READING - GRADE 8 (2007)

	% Below Basic	% Basic, Proficient, and Advanced
South Carolina	31	44 23 2
Nation	27	43 27 2

### MATH - GRADE 8 (2007)

	% Below Basic	% Basic, Proficient, and Advanced
South Carolina	29	39 24 7
Nation	30	39 24 7

### SCIENCE - GRADE 8 (2005)

	% Below Basic	% Basic, Proficient, and Advanced
South Carolina	46	31 21 2
Nation	43	30 24 3

## END OF COURSE TESTS - 2008

% of students scoring 70 or above on:	Our Middle School	Middle Schools with Students Like Ours
Algebra 1/Math for the Technologies 2	100.0%	81.4%
English 1	100.0%	84.4%
Physical Science	0%	39.7%
All Subjects	100.0%	78.9%

## SC PERFORMANCE GOAL

2010 Goal:

*By 2010, SC's student achievement will be ranked in the top half of the states nationally. To achieve this goal, we must become one of the fastest improving systems in the country.*

2020 Goal: TBD

### Abbreviations Key

N/A Not Applicable N/AV Not Available N/C Not Collected N/R Not Reported I/S Insufficient Sample TBD To be determined  
NI Newly Identified CSI Continuing School Improvement CA Corrective Action RP Plan to Restructure R Restructure DELAY School Improvement Status HOLD School Improvement Status

# Carvers Bay Middle [Georgetown]

## SCHOOL PROFILE

	Our School	Change from Last Year	Middle Schools with Students Like Ours	Median Middle School
<b>Students (n=358)</b>				
Students enrolled in high school credit courses (grades 7 & 8)	14.5%	Up from 14.0%	11.3%	19.4%
Retention rate	0.6%	Down from 0.8%	3.3%	1.8%
Attendance rate	96.6%	Down from 96.9%	95.0%	95.8%
Eligible for gifted and talented	20.2%	Up from 18.9%	4.7%	15.3%
With disabilities other than speech	12.6%	Up from 12.0%	13.7%	12.9%
Out-of-school suspensions or expulsions for violent &/or criminal offenses	0.0%	No Change	0.8%	0.7%
Annual dropout rate	0.0%	No Change	0.0%	0.0%
<b>Teachers (n=25)</b>				
Teachers with advanced degrees	52.0%	Down from 54.2%	53.6%	55.0%
Continuing contract teachers	72.0%	Up from 66.7%	55.1%	70.6%
Teachers with emergency or provisional certificates	12.5%	Down from 13.0%	18.8%	5.4%
Teachers returning from previous year	83.7%	Up from 77.7%	76.4%	83.4%
Teacher attendance rate	94.3%	Down from 96.0%	94.7%	94.9%
Average teacher salary	\$47,688	Up 10.2%	\$43,043	\$44,706
Classes not taught by highly qualified teachers	0.0%	No Change	8.7%	2.9%
<b>School</b>				
Principal's years at school	4.0	Up from 3.0	2.0	3.0
Student-teacher ratio in core subjects	17.2 to 1	Down from 18.6 to 1	15.9 to 1	20.1 to 1
Prime instructional time	88.7%	Down from 90.8%	88.8%	89.3%
Opportunities in the arts	Good	No Change	Good	Good
SACS accreditation	Yes	No Change	Yes	Yes
Character development program	Good	Down from Excellent	Good	Good
Dollars spent per pupil*	\$8,870	Down 2.5%	\$9,032	\$7,097
Percent of expenditures for instruction*	54.6%	Up from 53.5%	62.6%	64.4%
Percent of expenditures for teacher salaries*	47.8%	Up from 44.9%	54.7%	59.4%
% of AYP objectives met	78.9%		53.8%	69.0%

\* Prior year audited financial data available.

## EVALUATION RESULTS

	Teachers	Students*	Parents*
Number of surveys returned	32	111	30
Percent satisfied with learning environment	84.4%	81.8%	79.3%
Percent satisfied with social and physical environment	96.9%	81.8%	79.3%
Percent satisfied with school-home relations	51.6%	82.7%	79.3%

\*Only students at the highest middle school grade level at this school and their parents were included.

## REPORT OF PRINCIPAL AND SCHOOL IMPROVEMENT COUNCIL

This school year, we have continued to utilize programs and strategies to encourage our students to excel. As a school, we are still participating in the Talent Development Reading program to increase reading comprehension and vocabulary. We participated in the Colorado State Program for Drug Awareness. Our Honor Roll students were awarded with a field trip each nine weeks which increased student interest in performing well and behaving well. Our staff has worked diligently on data teams to analyze student scores on Common Assessments, MAP tests, and PACT, as well as student performance on Nonfiction Writing prompts.

We have continued to recognize students who exhibit good character through our school wide Character program. We also have a strong PTO to support the activities and ideas of our teachers and students. The guidance department has involved parents and pastors in various workshops to enlist involvement and increase interest in the school. We have implemented Single Gender education into our Enrichment classes and some 6th grade Science classes. Due to the positive response, we are looking into how we can use Single Gender in the future at our school. The CBM School Improvement Committee kicked off a pilot mentoring program on Monday, March 3. This is a grassroots project suggested and designed by SIC members.

Through the use of school and community members, students will be encouraged to build high self-esteem, acquire a greater commitment to academic success, and seek the highest quality education possible for developing the mind, body, and character within a caring environment. In the future, we are looking forward to participating in the Making Middle Grades Work initiative which will increase the rigor of our classes and promote the use of data to guide instruction. We also want to increase parental involvement which will lead to continued student success.

Lastly, the staff is to be highly regarded for their commitment and dedication to our students. We will continue to have high expectations in order for each student to be successful.

James Jackson, SIC Chairmen  
Darryl P. Stanley, Principal

Comprehensive detail, including definitions of rating, performance criteria, and explanations of status, is available on [www.ed.sc.gov](http://www.ed.sc.gov) and [www.eoc.sc.gov](http://www.eoc.sc.gov) as well as school and school district websites.

Printed versions are available from school districts upon request.

### Abbreviations Key

N/A Not Applicable N/AV Not Available N/C Not Collected N/R Not Reported I/S Insufficient Sample TBD To be determined  
NI Newly Identified CSI Continuing School Improvement CA Corrective Action RP Plan to Restructure R Restructure DELAY School Improvement Status HOLD School Improvement Status