



SC Annual School Report Card Summary

Rosemary Middle
Georgetown

Grades: 6-8

Enrollment: 528

Principal: Michael J. Caviris

Superintendent: Dr. H. Randall Dozier

Board Chair: Mr. Joe M. Crosby

PERFORMANCE

Comprehensive detail, including definitions of ratings, performance criteria, and explanations of status, is available on www.ed.sc.gov and www.eoc.sc.gov as well as school and school district websites. Printed versions are available from school districts upon request.

YEAR	ABSOLUTE RATING	GROWTH RATING	PALMETTO GOLD/SILVER AWARD	AYP STATUS	NCLB IMPROVEMENT STATUS
2008	Below Average	Below Average	TBD	Not Met	CA
2007	Below Average	At-Risk	N/A	Not Met	CSI
2006	Below Average	At-Risk	N/A	Not Met	NI

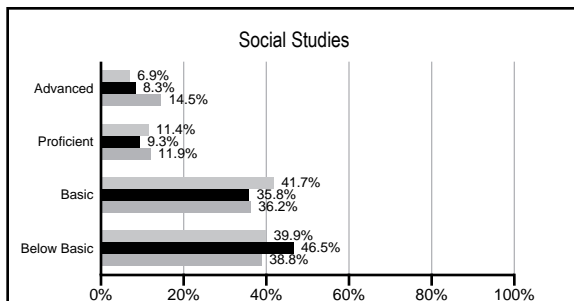
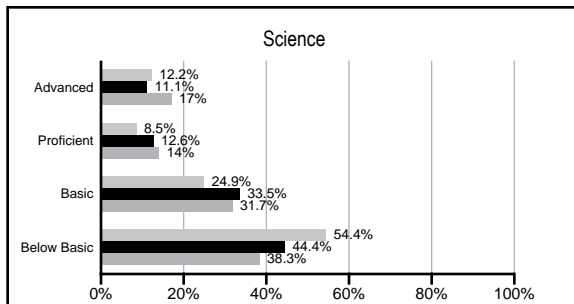
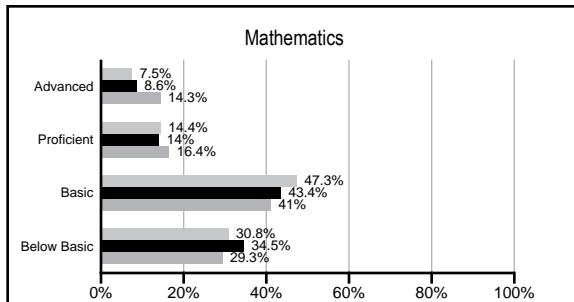
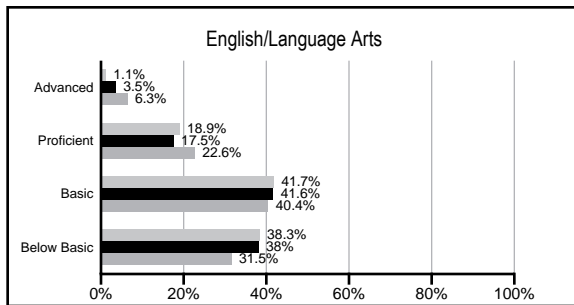
ABSOLUTE RATINGS OF MIDDLE SCHOOLS WITH STUDENTS LIKE OURS*

EXCELLENT	GOOD	AVERAGE	BELOW AVERAGE	AT-RISK
0	0	1	19	22

* Ratings are calculated with data available by 03/02/2009. Schools with Students like Ours are Middle Schools with poverty indices of no more than 5% above or below the index for this school.

PACT PERFORMANCE


Our School Middle Schools with Students Like Ours Middle schools statewide




NAEP PERFORMANCE*

* Performance reported for SC and nation, data not available at school level. Percentages at NAEP Achievement Levels.


READING - GRADE 8 (2007)



MATH - GRADE 8 (2007)



SCIENCE - GRADE 8 (2005)



END OF COURSE TESTS - 2008

% of students scoring 70 or above on:	Our Middle School	Middle Schools with Students Like Ours
Algebra 1/Math for the Technologies 2	97.7%	94.0%
English 1	90.5%	94.2%
Physical Science	0%	0%
All Subjects	94.2%	92.4%

SC PERFORMANCE GOAL

2010 Goal:

By 2010, SC's student achievement will be ranked in the top half of the states nationally. To achieve this goal, we must become one of the fastest improving systems in the country.

2020 Goal: TBD

Abbreviations Key

N/A Not Applicable N/AV Not Available N/C Not Collected N/R Not Reported I/S Insufficient Sample TBD To be determined
NI Newly Identified CSI Continuing School Improvement CA Corrective Action RP Plan to Restructure R Restructure DELAY School Improvement Status HOLD School Improvement Status

Rosemary Middle [Georgetown]

SCHOOL PROFILE

	Our School	Change from Last Year	Middle Schools with Students Like Ours	Median Middle School
Students (n=528)				
Students enrolled in high school credit courses (grades 7 & 8)	13.9%	Up from 11.1%	14.8%	19.4%
Retention rate	1.9%	Down from 3.2%	2.7%	1.8%
Attendance rate	95.7%	Down from 95.8%	95.3%	95.8%
Eligible for gifted and talented	19.9%	Down from 21.1%	10.8%	15.3%
With disabilities other than speech	12.4%	Up from 12.1%	13.8%	12.9%
Out-of-school suspensions or expulsions for violent &/or criminal offenses	4.9%	Up from 3.0%	0.7%	0.7%
Annual dropout rate	0.0%	No Change	0.0%	0.0%
Teachers (n=38)				
Teachers with advanced degrees	60.5%	Up from 55.3%	53.9%	55.0%
Continuing contract teachers	63.2%	Down from 65.8%	61.1%	70.6%
Teachers with emergency or provisional certificates	9.7%	Down from 13.8%	11.4%	5.4%
Teachers returning from previous year	80.2%	Down from 83.5%	78.4%	83.4%
Teacher attendance rate	93.1%	Down from 93.2%	94.8%	94.9%
Average teacher salary	\$46,323	Up 6.8%	\$44,654	\$44,706
Classes not taught by highly qualified teachers	2.7%	Up from 0.0%	3.9%	2.9%
School				
Principal's years at school	2.0	Up from 1.0	2.0	3.0
Student-teacher ratio in core subjects	18.9 to 1	Down from 19.4 to 1	18.4 to 1	20.1 to 1
Prime instructional time	86.7%	Down from 87.6%	88.6%	89.3%
Opportunities in the arts	Good	No Change	Good	Good
SACS accreditation	Yes	No Change	Yes	Yes
Character development program	Good	No Change	Good	Good
Dollars spent per pupil*	\$7,575	Up 2.7%	\$7,612	\$7,097
Percent of expenditures for instruction*	59.5%	Up from 56.4%	64.2%	64.4%
Percent of expenditures for teacher salaries*	54.6%	Up from 51.2%	59.1%	59.4%
% of AYP objectives met	61.9%		58.4%	69.0%

* Prior year audited financial data available.

EVALUATION RESULTS

	Teachers	Students*	Parents*
Number of surveys returned	38	125	72
Percent satisfied with learning environment	86.8%	68.0%	84.3%
Percent satisfied with social and physical environment	84.2%	70.0%	75.7%
Percent satisfied with school-home relations	62.2%	86.7%	77.5%

*Only students at the highest middle school grade level at this school and their parents were included.

REPORT OF PRINCIPAL AND SCHOOL IMPROVEMENT COUNCIL

As principal of Rosemary Middle School, I am extremely proud of our students, teachers, and the goals that they have met during our school year. We are very proud of the involvement of our PTSA (Parent, Teacher, and Student Association), SIC (School Improvement Council), The Andrews Rotary Club, The Granny Mentoring Group, and the partnership with the 21 Century Program at Ebenezer Church in Andrews.

We have charted continues growth as it pertains to MAP (Measures of Academic Progress) and exposure to the Success Maker program. Our 6th grade Math department successfully implemented the Every Day Math program and we have experienced significant gains in the area of Math instruction. Our attendance rate has remained at a commendable level for the school. Our dedicated faculty and staff continue to be committed to improving student achievement. The use of data driven decision making and subject specific pacing guides have strengthened our instructional program. We have continuously documented our student progress with the use of a Data Wall which allows teachers, students, and parents the opportunity to track the school's progress. We also implement a behavior modification program titled Cobra Pride. This program awards excellent student behavior and has allowed us to reduce the number of discipline referrals written this school term.

Our students received numerous academic awards, such as winning both the Academic Fair and Academic Bowl this year. We also had one of our students place in the top ten in the Low Country Spelling Bee. Our athletic teams also excelled this year. In the coming year, emphasis will continue to be placed on closing the achievement gap and maintaining a safe and nurturing environment. With the continued help and support of our community, parents, and staff we are able to assure our students have the opportunity to receive the very best education possible. On behalf of the entire Rosemary family, I want to sincerely thank everyone for making this an exceptional year for our school

Michael J. Cavaris, Principal
Doug Iseminger, SIC Chairperson

Comprehensive detail, including definitions of rating, performance criteria, and explanations of status, is available on www.ed.sc.gov and www.eoc.sc.gov as well as school and school district websites.

Printed versions are available from school districts upon request.

Abbreviations Key

N/A Not Applicable N/AV Not Available N/C Not Collected N/R Not Reported I/S Insufficient Sample TBD To be determined
NI Newly Identified CSI Continuing School Improvement CA Corrective Action RP Plan to Restructure R Restructure DELAY School Improvement Status HOLD School Improvement Status