



SC Annual School Report Card Summary

Georgetown Middle
Georgetown
Grades: 6-8 Enrollment: 911
Principal: Rosemary D. Gray
Superintendent: Dr. H. Randall Dozier
Board Chair: Mr. Joe M. Crosby

PERFORMANCE

Comprehensive detail, including definitions of ratings, performance criteria, and explanations of status, is available on www.ed.sc.gov and www.eoc.sc.gov as well as school and school district websites. Printed versions are available from school districts upon request.

YEAR	ABSOLUTE RATING	GROWTH RATING	PALMETTO GOLD/SILVER AWARD	AYP STATUS	NCLB IMPROVEMENT STATUS
2008	Below Average	At-Risk	TBD	Not Met	N/A
2007	Below Average	At-Risk	N/A	Not Met	N/A
2006	Below Average	At-Risk	N/A	Not Met	N/A

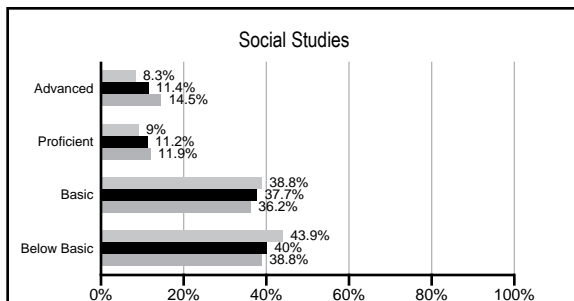
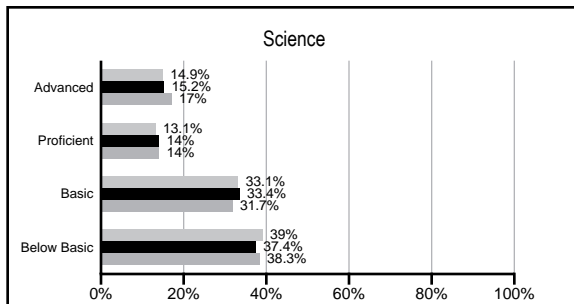
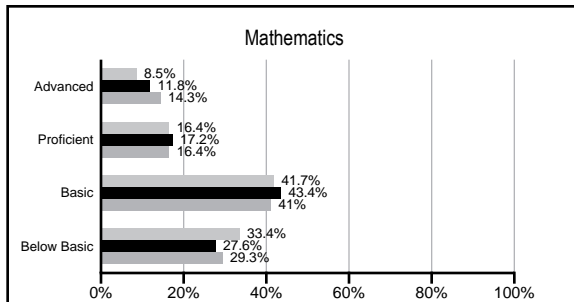
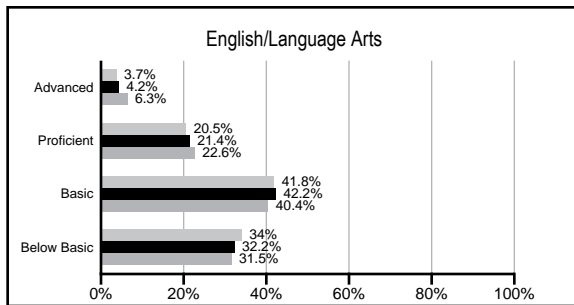
ABSOLUTE RATINGS OF MIDDLE SCHOOLS WITH STUDENTS LIKE OURS*

EXCELLENT	GOOD	AVERAGE	BELOW AVERAGE	AT-RISK
0	0	8	28	4

* Ratings are calculated with data available by 03/02/2009. Schools with Students like Ours are Middle Schools with poverty indices of no more than 5% above or below the index for this school.


PACT PERFORMANCE

Our School Middle Schools with Students Like Ours Middle schools statewide



NAEP PERFORMANCE*

* Performance reported for SC and nation, data not available at school level. Percentages at NAEP Achievement Levels.



END OF COURSE TESTS - 2008

% of students scoring 70 or above on:	Our Middle School	Middle Schools with Students Like Ours
Algebra 1/Math for the Technologies 2	94.4%	96.7%
English 1	93.3%	94.1%
Physical Science	0%	76.9%
All Subjects	93.9%	95.2%

SC PERFORMANCE GOAL

2010 Goal:
By 2010, SC's student achievement will be ranked in the top half of the states nationally. To achieve this goal, we must become one of the fastest improving systems in the country.

2020 Goal: TBD

Abbreviations Key

N/A Not Applicable N/AV Not Available N/C Not Collected N/R Not Reported I/S Insufficient Sample TBD To be determined
 NI Newly Identified CSI Continuing School Improvement CA Corrective Action RP Plan to Restructure R Restructure DELAY School Improvement Status HOLD School Improvement Status

Georgetown Middle [Georgetown]

SCHOOL PROFILE

	Our School	Change from Last Year	Middle Schools with Students Like Ours	Median Middle School
Students (n=911)				
Students enrolled in high school credit courses (grades 7 & 8)	12.1%	Down from 13.6%	16.1%	19.4%
Retention rate	2.4%	Up from 2.3%	1.7%	1.8%
Attendance rate	94.1%	No Change	95.6%	95.8%
Eligible for gifted and talented	21.2%	Down from 22.8%	13.1%	15.3%
With disabilities other than speech	16.1%	Down from 16.9%	14.2%	12.9%
Out-of-school suspensions or expulsions for violent &/or criminal offenses	0.5%	Down from 1.5%	0.6%	0.7%
Annual dropout rate	0.0%	No Change	0.0%	0.0%
Teachers (n=58)				
Teachers with advanced degrees	60.3%	Up from 58.2%	53.1%	55.0%
Continuing contract teachers	77.6%	Down from 83.6%	72.9%	70.6%
Teachers with emergency or provisional certificates	0.0%	Down from 2.0%	6.0%	5.4%
Teachers returning from previous year	79.7%	Down from 81.7%	81.6%	83.4%
Teacher attendance rate	93.2%	Up from 92.6%	94.9%	94.9%
Average teacher salary	\$48,623	Up 1.7%	\$44,081	\$44,706
Classes not taught by highly qualified teachers	0.0%	Down from 1.7%	2.9%	2.9%
School				
Principal's years at school	3.0	Up from 2.0	3.0	3.0
Student-teacher ratio in core subjects	22.8 to 1	Up from 21.9 to 1	19.4 to 1	20.1 to 1
Prime instructional time	85.1%	Up from 85.0%	89.0%	89.3%
Opportunities in the arts	Excellent	Up from Good	Good	Good
SACS accreditation	Yes	No Change	Yes	Yes
Character development program	Average	Down from Excellent	Good	Good
Dollars spent per pupil*	\$6,872	Up 0.2%	\$6,918	\$7,097
Percent of expenditures for instruction*	66.8%	Up from 65.5%	65.9%	64.4%
Percent of expenditures for teacher salaries*	62.1%	Up from 61.5%	61.6%	59.4%
% of AYP objectives met	52.4%		65.5%	69.0%

* Prior year audited financial data available.

EVALUATION RESULTS

	Teachers	Students*	Parents*
Number of surveys returned	45	228	106
Percent satisfied with learning environment	75.6%	64.9%	73.1%
Percent satisfied with social and physical environment	77.8%	71.9%	68.6%
Percent satisfied with school-home relations	65.9%	84.4%	75.5%

*Only students at the highest middle school grade level at this school and their parents were included.

REPORT OF PRINCIPAL AND SCHOOL IMPROVEMENT COUNCIL

The objective of Georgetown Middle School is for all students to have a positive experience, and to become excited about learning. PACT and MAP results are utilized to assist teachers in planning teaching strategies for quality and appropriate instruction. Each teacher in our school incorporates at least two nonfiction writing assignments into his or her lesson plans weekly, giving students a minimum of 10 writing assignments each week. Our teachers also plan and assess together by grade level and subject area. All of our language arts and math teachers incorporate Success Maker into their lesson plans.

The GMS faculty offers incentives for students to encourage them to focus on their academics. We have a MAP Wall of Fame displayed on a hallway that includes the names of students who show gains in MAP testing. We also recognize the top MAP scorers in each grade level. We have a data wall displayed outside our cafeteria that measures the percentage of proficient writing from each grade level. This is determined from monthly constructed writing responses that are scored by all faculty members. Another academic incentive is our PACT Proud IDs. These IDs get them into our athletic events free of cost and they allow them to participate in other special events that we have for this group throughout the school year. Athletics and extracurricular activities also play an important role in our students' lives. Students have the opportunity to participate in a variety of sports.

This past year, our students were able for the first time to participate in the following clubs: Board Games Club, Entrepreneur Club, Health and Wellness Club, Pen Pals Club, South Carolina Game Management Club, Spanish Club, Student Council, Art Club, Black History Club, Drama Club, Green Thumb Club, Newsletter Club, Book Club, Cheer and Pep Club, Dance Team, Writing to Publish Club, and Yearbook Club. Our emphasis next year will be to continue to focus on nonfiction writing in all academic areas, the utilization of PACT and MAP data, and the further implementation of Character Education, as we continue in our mission to provide our students with opportunities to be successful and responsible in an ever-changing society.

Rosemary Gray, Principal

Comprehensive detail, including definitions of rating, performance criteria, and explanations of status, is available on www.ed.sc.gov and www.eoc.sc.gov as well as school and school district websites.

Printed versions are available from school districts upon request.

Abbreviations Key

N/A Not Applicable N/AV Not Available N/C Not Collected N/R Not Reported I/S Insufficient Sample TBD To be determined
NI Newly Identified CSI Continuing School Improvement CA Corrective Action RP Plan to Restructure R Restructure DELAY School Improvement Status HOLD School Improvement Status