



SC Annual School Report Card Summary

Johnsonville Middle
Florence 5
Grades: 5-8 Enrollment: 452
Principal: Randy Willis
Superintendent: Dr. A. Dale Strickland
Board Chair: Brad Hooks

PERFORMANCE

Comprehensive detail, including definitions of ratings, performance criteria, and explanations of status, is available on www.ed.sc.gov and www.eoc.sc.gov as well as school and school district websites. Printed versions are available from school districts upon request.

YEAR	ABSOLUTE RATING	GROWTH RATING	PALMETTO GOLD/SILVER AWARD	AYP STATUS	NCLB IMPROVEMENT STATUS
2008	Below Average	Below Average	TBD	Not Met	N/A
2007	Average	Below Average	N/A	Not Met	N/A
2006	Average	Below Average	N/A	Not Met	N/A

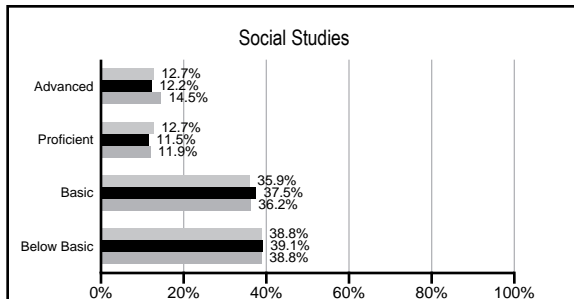
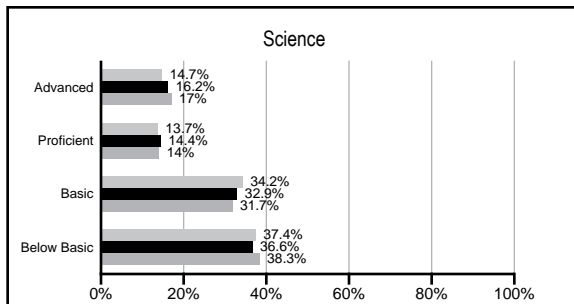
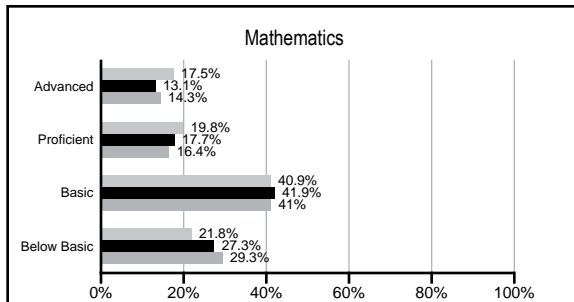
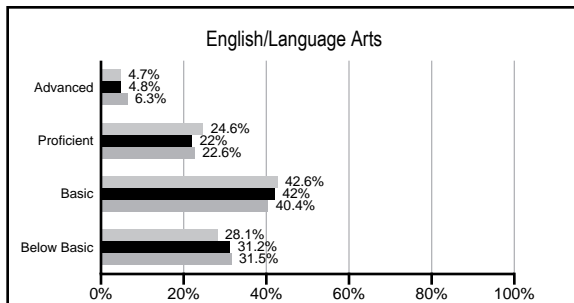
ABSOLUTE RATINGS OF MIDDLE SCHOOLS WITH STUDENTS LIKE OURS*

EXCELLENT	GOOD	AVERAGE	BELOW AVERAGE	AT-RISK
0	0	15	33	5

* Ratings are calculated with data available by 03/02/2009. Schools with Students like Ours are Middle Schools with poverty indices of no more than 5% above or below the index for this school.


PACT PERFORMANCE

Our School Middle Schools with Students Like Ours Middle schools statewide



NAEP PERFORMANCE*

* Performance reported for SC and nation, data not available at school level. Percentages at NAEP Achievement Levels.



END OF COURSE TESTS - 2008

% of students scoring 70 or above on:	Our Middle School	Middle Schools with Students Like Ours
Algebra 1/Math for the Technologies 2	100.0%	97.2%
English 1	0%	96.1%
Physical Science	0%	57.7%
All Subjects	100.0%	96.3%

SC PERFORMANCE GOAL

2010 Goal:
By 2010, SC's student achievement will be ranked in the top half of the states nationally. To achieve this goal, we must become one of the fastest improving systems in the country.

2020 Goal: TBD

Abbreviations Key

N/A Not Applicable N/AV Not Available N/C Not Collected N/R Not Reported I/S Insufficient Sample TBD To be determined
 NI Newly Identified CSI Continuing School Improvement CA Corrective Action RP Plan to Restructure R Restructure DELAY School Improvement Status HOLD School Improvement Status

Johnsonville Middle [Florence 5]

SCHOOL PROFILE

	Our School	Change from Last Year	Middle Schools with Students Like Ours	Median Middle School
Students (n=452)				
Students enrolled in high school credit courses (grades 7 & 8)	12.6%	Down from 20.6%	19.8%	19.4%
Retention rate	0.9%	Down from 1.6%	1.5%	1.8%
Attendance rate	96.0%	No Change	95.9%	95.8%
Eligible for gifted and talented	16.0%	Down from 16.7%	16.9%	15.3%
With disabilities other than speech	18.2%	Up from 12.6%	14.2%	12.9%
Out-of-school suspensions or expulsions for violent &/or criminal offenses	0.4%	Up from 0.0%	0.6%	0.7%
Annual dropout rate	0.0%	Down from 0.4%	0.0%	0.0%
Teachers (n=30)				
Teachers with advanced degrees	60.0%	Up from 58.6%	53.3%	55.0%
Continuing contract teachers	73.3%	Down from 96.6%	73.5%	70.6%
Teachers with emergency or provisional certificates	0.0%	No Change	5.3%	5.4%
Teachers returning from previous year	91.8%	Down from 94.4%	84.4%	83.4%
Teacher attendance rate	93.5%	Down from 94.9%	94.9%	94.9%
Average teacher salary	\$47,135	Up 6.9%	\$44,194	\$44,706
Classes not taught by highly qualified teachers	0.0%	No Change	2.5%	2.9%
School				
Principal's years at school	5.0	Up from 4.0	3.0	3.0
Student-teacher ratio in core subjects	14.7 to 1	Up from 13.0 to 1	19.6 to 1	20.1 to 1
Prime instructional time	87.8%	Down from 89.1%	89.3%	89.3%
Opportunities in the arts	Good	No Change	Good	Good
SACS accreditation	Yes	No Change	Yes	Yes
Character development program	Excellent	Up from Average	Good	Good
Dollars spent per pupil*	\$7,485	Up 11.6%	\$6,993	\$7,097
Percent of expenditures for instruction*	62.2%	Down from 64.2%	64.4%	64.4%
Percent of expenditures for teacher salaries*	59.0%	Down from 61.1%	60.0%	59.4%
% of AYP objectives met	66.7%		69.8%	69.0%

* Prior year audited financial data available.

EVALUATION RESULTS

	Teachers	Students*	Parents*
Number of surveys returned	33	100	85
Percent satisfied with learning environment	100.0%	93.0%	88.1%
Percent satisfied with social and physical environment	100.0%	91.9%	84.7%
Percent satisfied with school-home relations	90.6%	93.0%	85.5%

*Only students at the highest middle school grade level at this school and their parents were included.

REPORT OF PRINCIPAL AND SCHOOL IMPROVEMENT COUNCIL

This has been another prolific year at Johnsonville Middle School. The credit goes to our students and faculty who have pursued and achieved impressive goals with great enthusiasm. Our students' creativity and academic excellence have culminated in awards and recognition at prestigious events throughout the year.

JMS had ten eighth grade students become Junior Scholars. The Mock Trial Team won its fourth regional competition. Several of the competitors won special recognition at the regional and state level. The team's attorney coach won the SC Bar's Law Related Education Division's Attorney of the Year.

At the state Junior Beta Club convention, JMS had many successes. Our students placed first in the Banner Competition, second in Group Talent, and third in Campaign Skit. One of our students was elected to serve as the State Secretary for the Junior Beta Club.

JMS's excellence in citizenship stems from the Student Council's community service projects. At the beginning of the school year, the Student Council launched a school-wide walking project to promote better health and pedestrian safety. Community service projects included a Thanksgiving canned food drive, Angel Tree Project (Christmas gifts for the sheltered workshop), Operation Christmas Child, and Pennies for Patients. The students finalized the year by organizing and presenting a JMS Idol competition.

Other events and focus areas include Grandparent's Day, community meetings, Community Appreciation Luncheon, Veteran's Day Luncheon, Parent's Day Luncheon, and a power line safety demonstration by Santee Cooper.

JMS uses a variety of available technology including MAP, SMART Boards, a STAR Lab, a CCC Lab, Flash News, www.schoolnotes.com, JMS website, and teacher websites.

Our teachers are adept when it comes to furthering their education and experiences as well. Some of the concentrated efforts our teachers have made towards their own personal educations include Strategies for Reading and Writing, Instructional Strategies for the Differentiated Classroom, SMART Board Training, Gang Awareness Training, National Board Certification, and Gifted and Talented Certification.

Through our students' perseverance, our faculty's dedication, and our community's participation we have achieved another fulfilling year of education and diversity.

Stevie Phillips, Principal
DeJuan Hinson, SIC Chairperson

Comprehensive detail, including definitions of rating, performance criteria, and explanations of status, is available on www.ed.sc.gov and www.eoc.sc.gov as well as school and school district websites.

Printed versions are available from school districts upon request.

Abbreviations Key

N/A Not Applicable N/AV Not Available N/C Not Collected N/R Not Reported I/S Insufficient Sample TBD To be determined
NI Newly Identified CSI Continuing School Improvement CA Corrective Action RP Plan to Restructure R Restructure DELAY School Improvement Status HOLD School Improvement Status