



SC Annual School Report Card Summary

Johnson Middle
Florence 4
Grades: 6-8 Enrollment: 210
Principal: Robert McDonald
Superintendent: Dr. Bertha W. McCants
Board Chair: Mrs. Rose Bacot

PERFORMANCE

Comprehensive detail, including definitions of ratings, performance criteria, and explanations of status, is available on www.ed.sc.gov and www.eoc.sc.gov as well as school and school district websites. Printed versions are available from school districts upon request.

YEAR	ABSOLUTE RATING	GROWTH RATING	PALMETTO GOLD/SILVER AWARD	AYP STATUS	NCLB IMPROVEMENT STATUS
2008	At-Risk	Below Average	TBD	Not Met	N/A
2007	At-Risk	At-Risk	N/A	Not Met	N/A
2006	At-Risk	Below Average	N/A	Not Met	N/A

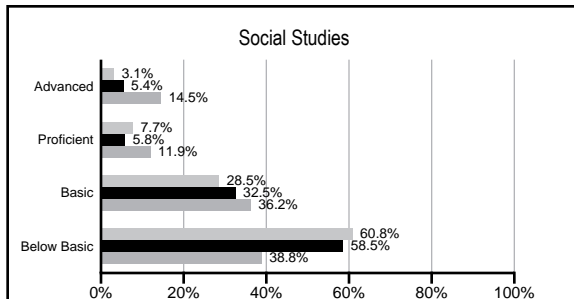
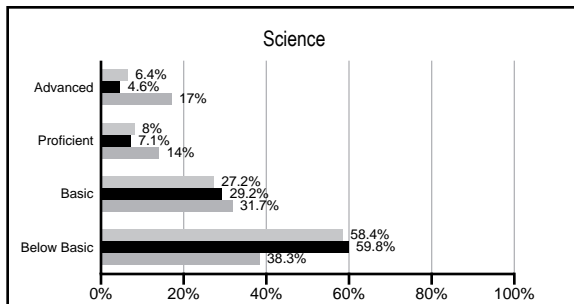
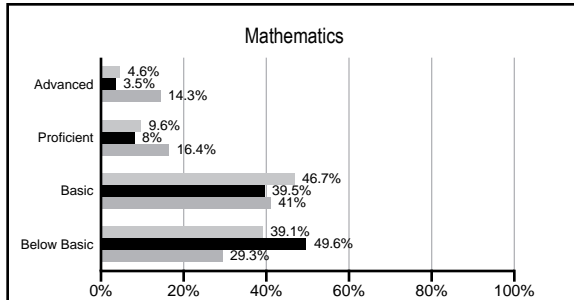
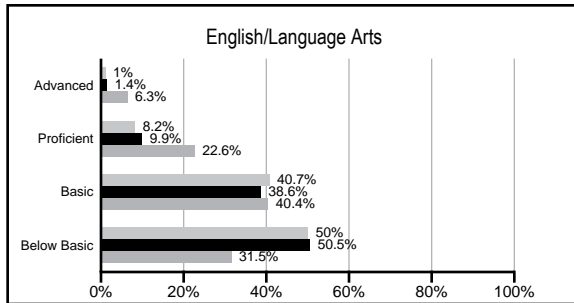
ABSOLUTE RATINGS OF MIDDLE SCHOOLS WITH STUDENTS LIKE OURS*

EXCELLENT	GOOD	AVERAGE	BELOW AVERAGE	AT-RISK
0	0	0	4	37

* Ratings are calculated with data available by 03/02/2009. Schools with Students like Ours are Middle Schools with poverty indices of no more than 5% above or below the index for this school.

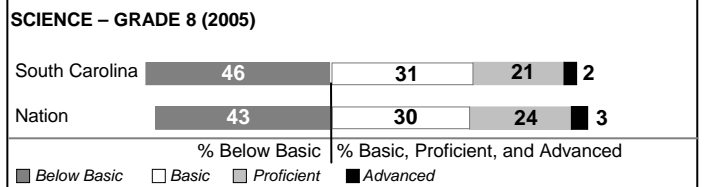

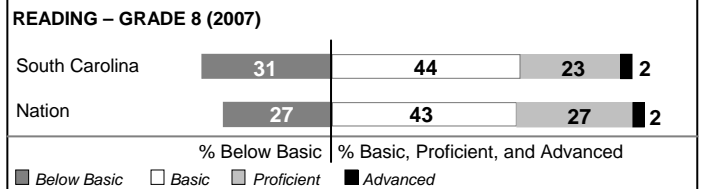
PACT PERFORMANCE

Our School Middle Schools with Students Like Ours Middle schools statewide



NAEP PERFORMANCE*

* Performance reported for SC and nation, data not available at school level. Percentages at NAEP Achievement Levels.



END OF COURSE TESTS - 2008

% of students scoring 70 or above on:	Our Middle School	Middle Schools with Students Like Ours
Algebra 1/Math for the Technologies 2	100.0%	83.8%
English 1	100.0%	82.7%
Physical Science	0%	39.5%
All Subjects	100.0%	80.9%

SC PERFORMANCE GOAL

2010 Goal:
By 2010, SC's student achievement will be ranked in the top half of the states nationally. To achieve this goal, we must become one of the fastest improving systems in the country.

2020 Goal: TBD

Abbreviations Key

N/A Not Applicable N/AV Not Available N/C Not Collected N/R Not Reported I/S Insufficient Sample TBD To be determined
 NI Newly Identified CSI Continuing School Improvement CA Corrective Action RP Plan to Restructure R Restructure DELAY School Improvement Status HOLD School Improvement Status

Johnson Middle [Florence 4]

SCHOOL PROFILE

	Our School	Change from Last Year	Middle Schools with Students Like Ours	Median Middle School
Students (n=210)				
Students enrolled in high school credit courses (grades 7 & 8)	7.2%	Down from 94.7%	11.5%	19.4%
Retention rate	1.4%	Down from 11.3%	3.4%	1.8%
Attendance rate	94.8%	Up from 94.3%	95.1%	95.8%
Eligible for gifted and talented	6.9%	Down from 8.5%	4.8%	15.3%
With disabilities other than speech	16.5%	Up from 15.7%	13.9%	12.9%
Out-of-school suspensions or expulsions for violent &/or criminal offenses	0.5%	Up from 0.0%	0.7%	0.7%
Annual dropout rate	0.0%	No Change	0.0%	0.0%
Teachers (n=18)				
Teachers with advanced degrees	44.4%	Down from 50.0%	53.5%	55.0%
Continuing contract teachers	66.7%	Up from 61.1%	54.4%	70.6%
Teachers with emergency or provisional certificates	16.7%	Down from 31.3%	19.3%	5.4%
Teachers returning from previous year	80.9%	Up from 78.4%	76.4%	83.4%
Teacher attendance rate	97.3%	Up from 95.4%	94.8%	94.9%
Average teacher salary	\$43,612	Up 4.3%	\$43,090	\$44,706
Classes not taught by highly qualified teachers	17.0%	Down from 32.1%	8.5%	2.9%
School				
Principal's years at school	1.0	Down from 3.0	2.0	3.0
Student-teacher ratio in core subjects	15.9 to 1	Down from 18.2 to 1	15.9 to 1	20.1 to 1
Prime instructional time	89.5%	Up from 87.9%	88.9%	89.3%
Opportunities in the arts	Good	No Change	Good	Good
SACS accreditation	No	No Change	Yes	Yes
Character development program	Excellent	Up from Good	Good	Good
Dollars spent per pupil*	\$6,209	Down 2.1%	\$8,870	\$7,097
Percent of expenditures for instruction*	70.4%	Down from 75.0%	62.4%	64.4%
Percent of expenditures for teacher salaries*	62.9%	Down from 71.8%	54.7%	59.4%
% of AYP objectives met	53.8%		53.8%	69.0%

* Prior year audited financial data available.

EVALUATION RESULTS

	Teachers	Students*	Parents*
Number of surveys returned	22	74	50
Percent satisfied with learning environment	90.9%	70.3%	78.0%
Percent satisfied with social and physical environment	95.5%	68.5%	63.3%
Percent satisfied with school-home relations	55.0%	83.6%	83.3%

*Only students at the highest middle school grade level at this school and their parents were included.

REPORT OF PRINCIPAL AND SCHOOL IMPROVEMENT COUNCIL

Johnson Middle School adopted a motto of "Where Every Child Is a Priority" this school year and it showed in all aspects of the school. Teachers and students built strong relationships through the middle school concept of teaming, students were able to interact with their learning in hands-on lessons, technology was utilized during instruction to engage students, and students were able to explore career options through clubs and shadowing opportunities. Parents and community members supported the efforts of the school by attending meetings, volunteering, serving as monitors during testing, chaperoning field trips and donating items to use as incentives.

Professional Development was integral to the success of Johnson Middle School, as teachers participated in sessions on differentiated instruction, the use of the Revised Bloom's Taxonomy in constructing lessons and assessments, the 5 E's of instruction, utilizing data to inform instruction, and reading across the curriculum. Each teacher attended the state conference in his/her content area and presented new ideas for the entire faculty and staff on best practices. Teachers worked together to analyze assessments, discuss effective teaching practices, and use of data (both formal and informal) to plan for each child's needs in order to reach academic success. Funding for professional development opportunities was provided through Alternative Technical Assistance, Title I, and Palmetto Priority Schools. Implementation of these skills and best practices will continue to be a focus for 2008-2009.

Course offerings were expanded to include English I and Algebra I. One hundred percent of the students enrolled in English I and Algebra I at Johnson Middle School during the 2007-2008 school year earned passing scores on the state's End of Course Tests!

Students participated in service learning provided through a Learn and Serve Grant, and were exposed to leadership opportunities as a result of the experience. All students were able to extend classroom knowledge through grade level field trips, which were provided free of charge, thanks to fundraising efforts of the PTSA.

Students were recognized for the following: receiving the school and district honors of the Lt. Governor's Writing Award; receiving the Governor's Citizenship Award; qualifying for the Junior Scholars Awards Program for academic excellence; qualifying for All Region Band. Presidential Awards of Excellence were presented to 22 students at the year-end awards ceremony.

Johnson Middle School students were celebrated for their accomplishments throughout the year through quarterly celebrations for excellence in classroom performance, perfect attendance, and good citizenship.

Kristi Austin, Principal
Randy Hatchell, SIC Chairperson

Comprehensive detail, including definitions of rating, performance criteria, and explanations of status, is available on www.ed.sc.gov and www.eoc.sc.gov as well as school and school district websites.

Printed versions are available from school districts upon request.

Abbreviations Key

N/A Not Applicable N/AV Not Available N/C Not Collected N/R Not Reported I/S Insufficient Sample TBD To be determined
NI Newly Identified CSI Continuing School Improvement CA Corrective Action RP Plan to Restructure R Restructure DELAY School Improvement Status HOLD School Improvement Status